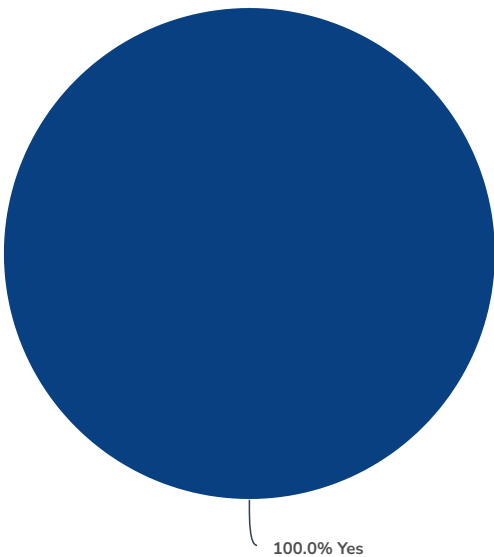


Report for CCC Online Ed - Student Survey - Fall 2024 - Santa Monica College

Response Counts

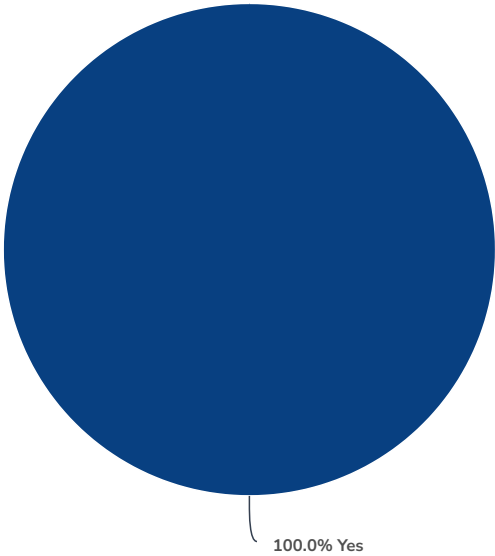
Completion Rate:	60.9%	
	Complete	457
	Partial	294
		Totals: 751

1. Do you voluntarily consent to participate in this survey?



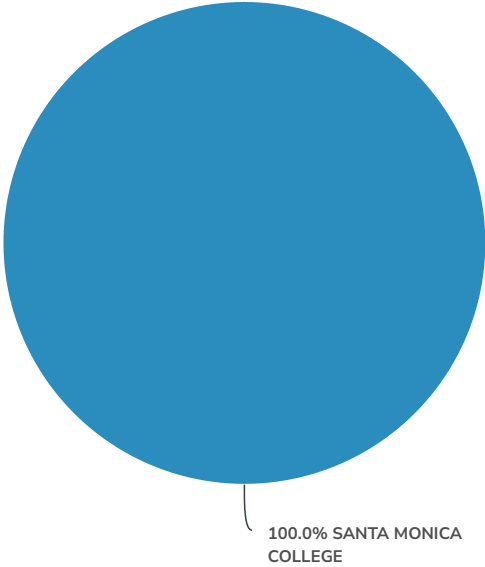
Value	Percent	Responses
Yes	100.0%	751
		Totals: 751

2. Are you currently enrolled at a California community college?



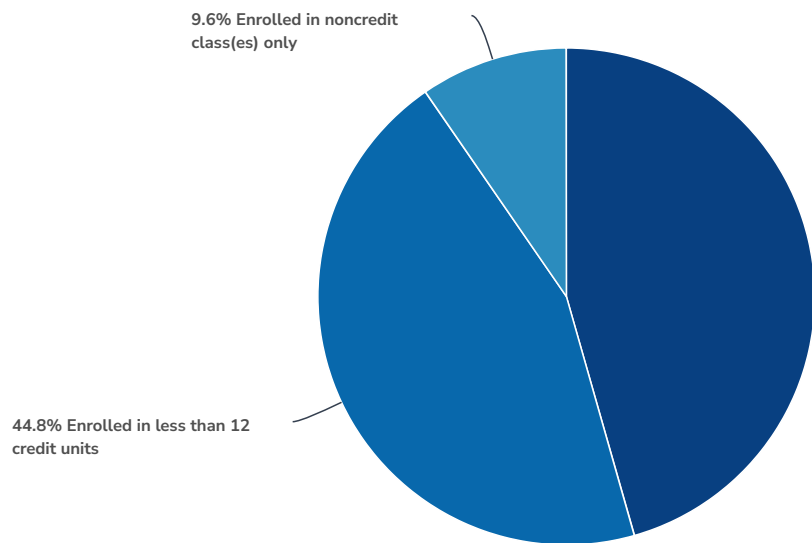
Value	Percent	Responses
Yes	100.0%	751
		Totals: 751

3. What community college do you currently attend? Note: If you attend more than one California community college, please indicate the one where you take the most classes.



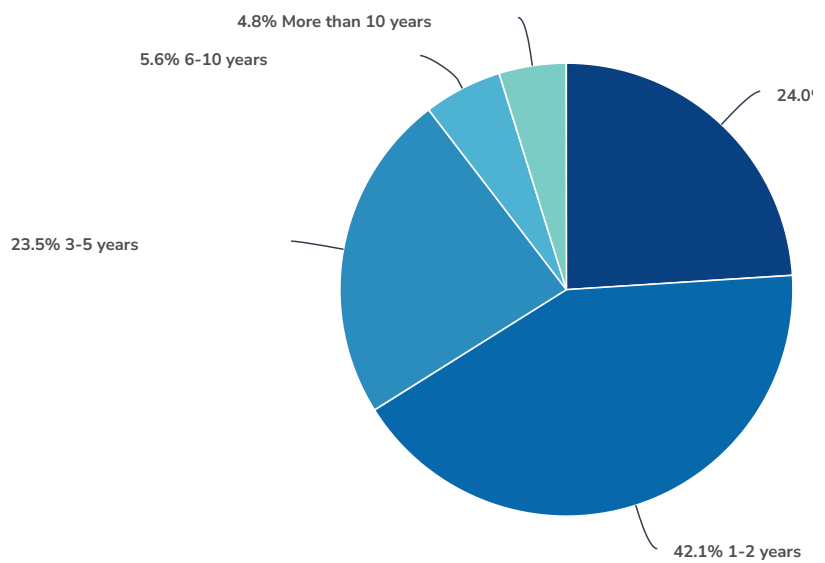
Value	Percent	Responses
SANTA MONICA COLLEGE	100.0%	751
		Totals: 751

4. What is your current enrollment status?



Value	Percent	Responses
Enrolled in 12 or more credit units	45.6% <div><div></div></div>	341
Enrolled in less than 12 credit units	44.8% <div><div></div></div>	335
Enrolled in noncredit class(es) only	9.6% <div><div></div></div>	72
Totals: 748		

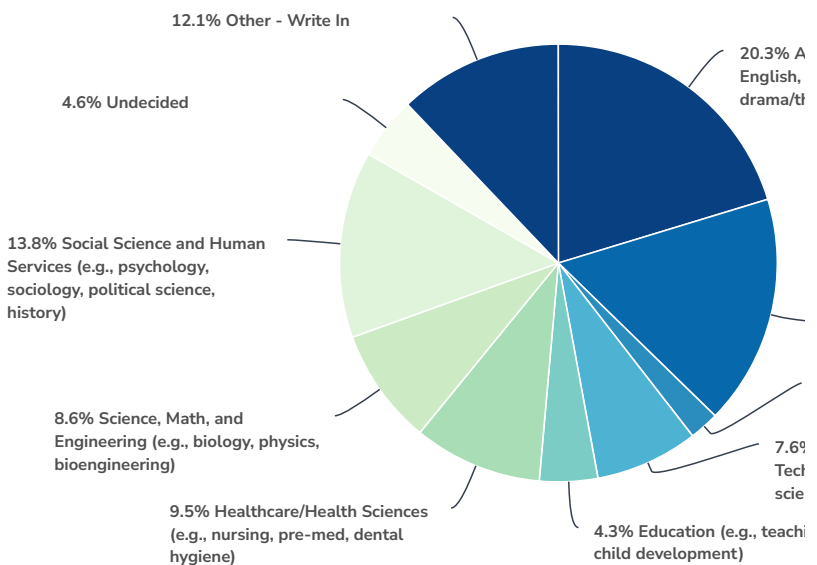
5. How long have you been taking courses at your California community college?



Value	Percent	Responses
This is my first year	24.0% <div><div></div></div>	180
1-2 years	42.1%	318
3-5 years	23.5%	178
6-10 years	5.6%	43
More than 10 years	4.8%	37
Totals: 749		

Value	Percent	Responses
1-2 years	42.1% <div><div></div></div>	315
3-5 years	23.5% <div><div></div></div>	176
6-10 years	5.6% <div><div></div></div>	42
More than 10 years	4.8% <div><div></div></div>	36
		Totals: 749

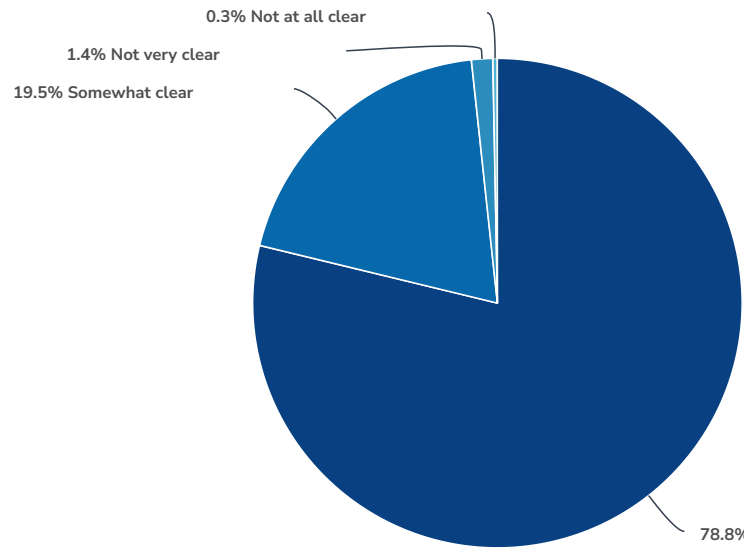
6. What is your major/primary area of study?



Value	Percent	Responses
Arts and Humanities (e.g., English, art history, drama/theater, graphic design)	20.3% <div><div></div></div>	146
Business (e.g., marketing, accounting)	17.0% <div><div></div></div>	122
Communications (e.g., journalism)	2.2% <div><div></div></div>	16
Computer and Information Technology (e.g., computer science, networking)	7.6% <div><div></div></div>	55
Education (e.g., teaching, child development)	4.3% <div><div></div></div>	31
Healthcare/Health Sciences (e.g., nursing, pre-med, dental hygiene)	9.5% <div><div></div></div>	68
Science, Math, and Engineering (e.g., biology, physics, bioengineering)	8.6% <div><div></div></div>	62
		Totals: 719

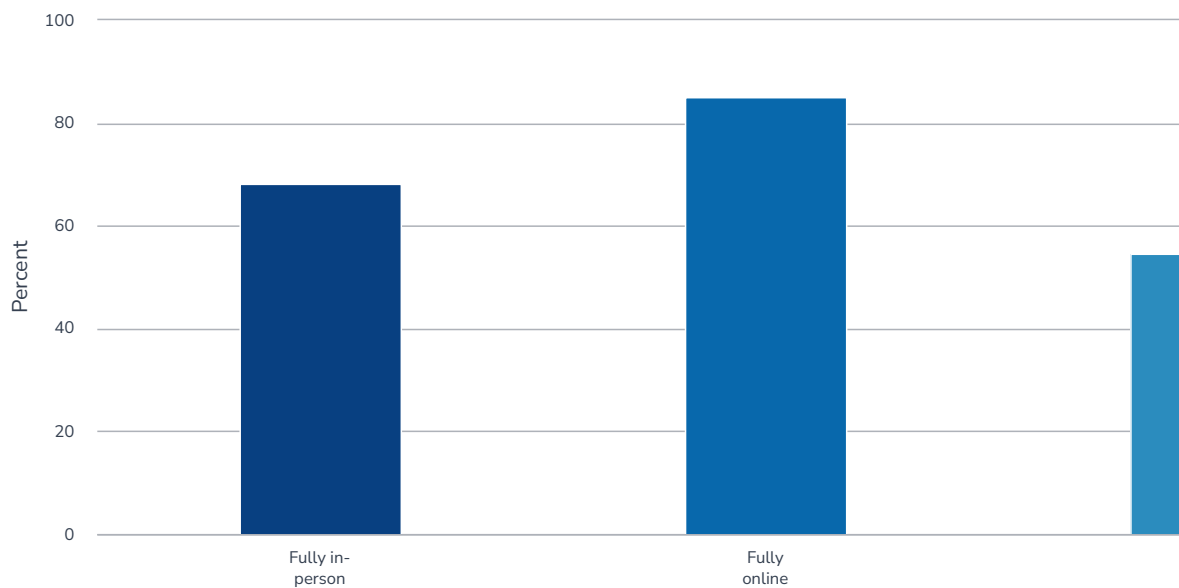
Value	Percent	Responses
Social Science and Human Services (e.g., psychology, sociology, political science, history)	13.8% <div><div></div></div>	99
Undecided	4.6% <div><div></div></div>	33
<u>Other - Write In (click to view)</u>	12.1% <div><div></div></div>	87
		Totals: 719

7. When you search for courses at your college, how clear is it that the courses offered are in-person, online, hybrid, or hyflex?



Value	Percent	Responses
Very clear	78.8% <div><div></div></div>	565
Somewhat clear	19.5% <div><div></div></div>	140
Not very clear	1.4% <div><div></div></div>	10
Not at all clear	0.3% <div><div></div></div>	2
		Totals: 717

8. In your time at your community college, have you ever taken courses in any of the following modalities? (Check all that apply)

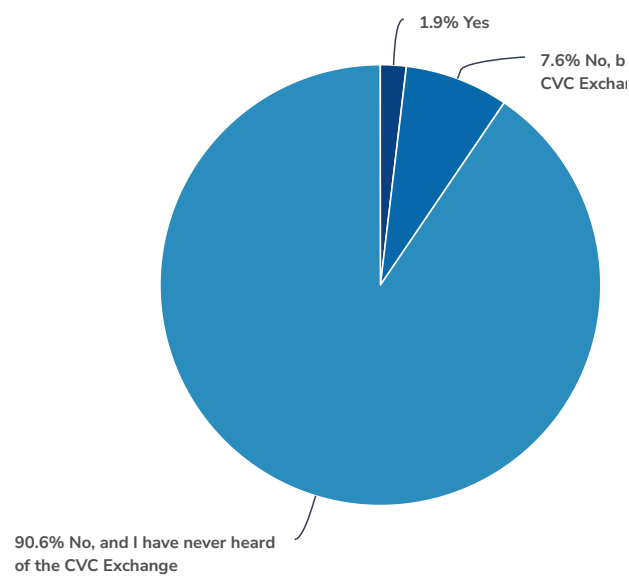


Value	Percent	Responses
Fully in-person	68.4% <div><div></div></div>	495
Fully online	85.2% <div><div></div></div>	617
Hybrid	54.8% <div><div></div></div>	397
Hyflex	11.7% <div><div></div></div>	85

9. In the past year, how many courses have you taken in each of the following modalities?

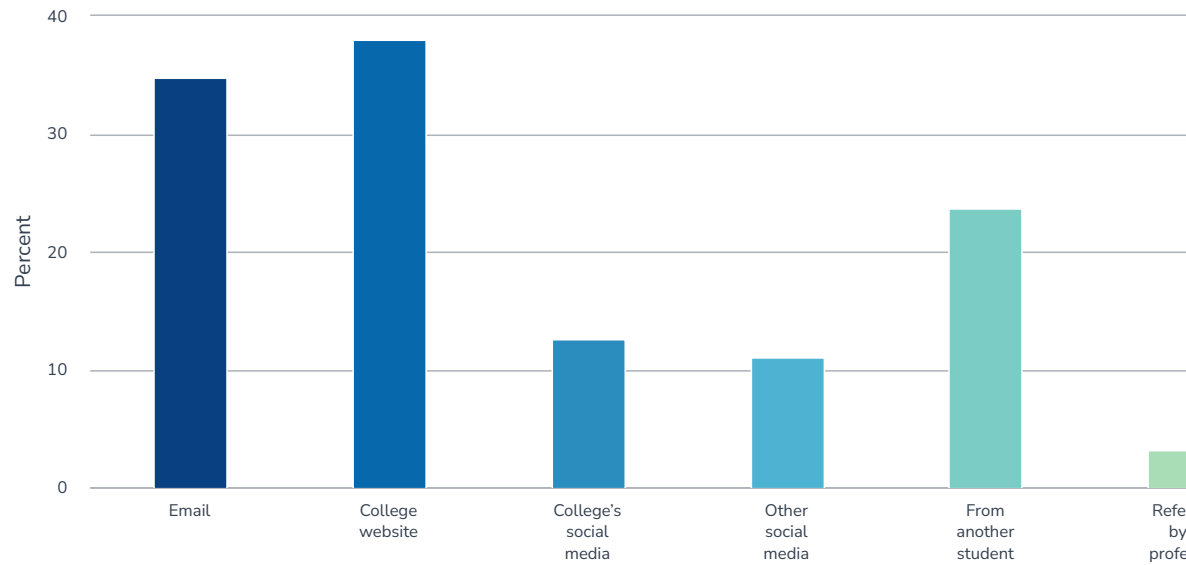
	0	1	2-3	4 or more	Responses
Fully in-person					
Count	162	119	179	158	618
Row %	26.2%	19.3%	29.0%	25.6%	
Fully online					
Count	45	118	230	271	664
Row %	6.8%	17.8%	34.6%	40.8%	
Hybrid					
Count	208	197	142	28	575
Row %	36.2%	34.3%	24.7%	4.9%	
Hyflex					
Count	400	46	30	9	485
Row %	82.5%	9.5%	6.2%	1.9%	
Totals					
Total Responses					664

10. Have you ever completed courses through the California Virtual Campus (CVC) Exchange?



Value	Percent	Responses
Yes	1.9%	13
No, but I have heard of the CVC Exchange	7.6%	52
No, and I have never heard of the CVC Exchange	90.6%	623
		Totals: 688

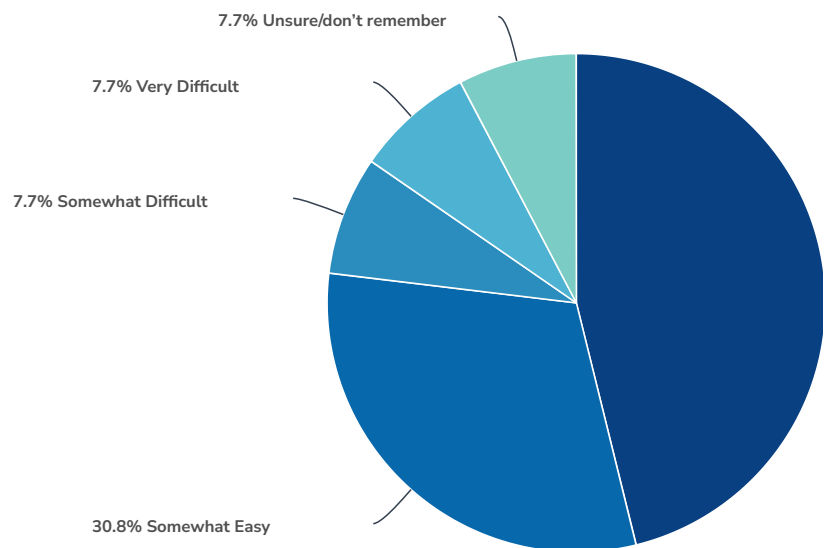
11. How did you learn about the CVC? (Check all that apply)



Value	Percent	Responses
Email	34.9%	22

Value	Percent	Responses
College website	38.1%	24
College's social media	12.7%	8
Other social media	11.1%	7
From another student	23.8%	15
Referred by a professor	3.2%	2
Referred by counselor/advisor	12.7%	8
Referred by other college staff	1.6%	1
<u>Other - Write In (click to view)</u>	9.5%	6

12. How easy was your experience registering for courses through the CVC Exchange?



Value	Percent	Responses
Very Easy	46.2%	6
Somewhat Easy	30.8%	4
Somewhat Difficult	7.7%	1
Very Difficult	7.7%	1

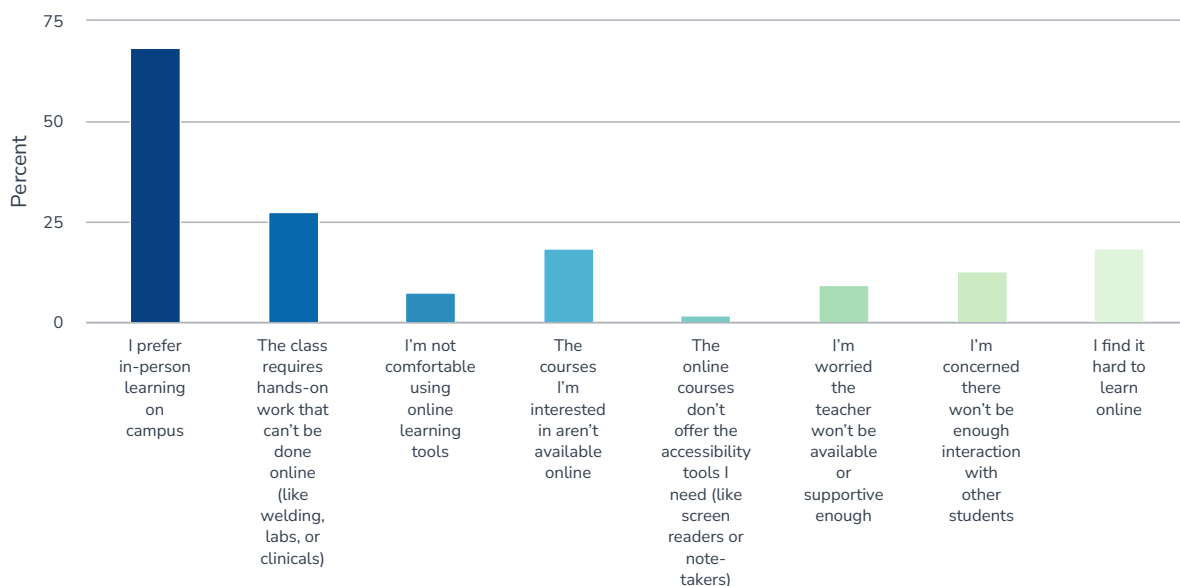
Totals: 13

Value	Percent	Responses
Unsure/don't remember	7.7%	1
		Totals: 13













13. How interested would you be in taking each of the following types of courses?

	Not at all interested	Somewhat interested	Very interested	Responses
Fully online - (<u>synchronous</u>)				
Count	17	13	19	49
Row %	34.7%	26.5%	38.8%	
Fully online - (<u>asynchronous</u>)				
Count	21	17	12	50
Row %	42.0%	34.0%	24.0%	
<u>Hybrid</u>				
Count	15	22	10	47
Row %	31.9%	46.8%	21.3%	
<u>Hyflex</u>				
Count	23	16	8	47
Row %	48.9%	34.0%	17.0%	
Totals				
Total Responses				50

14. Are any of the following reasons why you have not taken courses with an online component in the past year? (Check all that apply)



Value	Percent	Responses
I prefer in-person learning on campus	68.5%	37

Value	Percent	Responses
The class requires hands-on work that can't be done online (like welding, labs, or clinicals)	27.8% 	15
I'm not comfortable using online learning tools	7.4% 	4
The courses I'm interested in aren't available online	18.5% 	10
The online courses don't offer the accessibility tools I need (like screen readers or note-takers)	1.9% 	1
I'm worried the teacher won't be available or supportive enough	9.3% 	5
I'm concerned there won't be enough interaction with other students	13.0% 	7
I find it hard to learn online	18.5% 	10
I struggle to stay focused in online classes	24.1% 	13
My home environment makes it hard to learn (like distractions or sharing technology with others in the home)	11.1% 	6
I have trouble getting a reliable internet connection	3.7% 	2
I don't have the technology I need to take an online course	7.4% 	4
<u>Other - Write In (click to view)</u>	7.4% 	4

15. What would you need to feel comfortable taking online courses and/or to make online courses more appealing?

[Hide Responses ▼](#)

ResponseID	Response
935	I think I can't learn something taking online.
965	I have only taken online so far
1030	Everything is good.
1034	More attention
1157	Professors who know how to be online and not ignore students
1181	General course
1226	To have a course that can offer the same engagement as in person courses do
1238	Give me a TA and printer at home! ;)
1276	real professor's lecture. not just random youtube videos and ppt

ResponseID Response

1342	Flexible office hours thru zoom.
1361	regular check ins and rigorous assignment/homework/quiz/exam plan.
1485	My computer camera did not work & I did not know how to fix thus
1515	I would do it but none of the classes I want to take are online so I haven't done one before.
1639	Online courses are not designed for profound deaf person.
1666	More flexible hours
1854	I think the only thing I would need to make online courses more appealing are additional ways to set reminders for when assignments are posted and due. Like some sort of browser notification that isn't tied to having the actual page open or only through email.
1883	More structure classes.
1897	I think online classes right now are okay. Also it's very comfortable when you have a choice between online or in-person classes
2160	Not have lab work
2660	Good internet connection, reliable computer, clear written instructions, interesting teaching methods, ability to contact instructor when needed, ability to work independently at a time that works for me.

◀ Previous Page Next Page ▶

16. How do you feel about each of the following learning modalities?

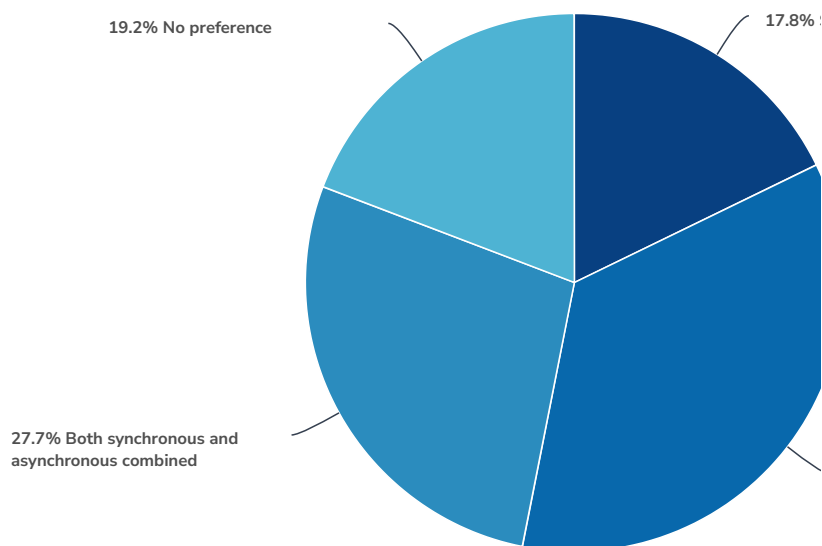
	I enjoy taking courses in this format	I don't mind taking courses in this format	I would prefer not to take courses in this format	Responses
Fully online - <u>synchronous</u>	264	173	115	552
Count	47.8%	31.3%	20.8%	
Row %				
Fully online - <u>asynchronous</u>	299	149	91	539
Count	55.5%	27.6%	16.9%	
Row %				
<u>Hybrid</u> in-person and online synchronous	140	252	149	541
Count	25.9%	46.6%	27.5%	
Row %				
<u>Hybrid</u> in-person and online asynchronous	146	237	150	533
Count	27.4%	44.5%	28.1%	
Row %				





	I enjoy taking courses in this format	I don't mind taking courses in this format	I would prefer not to take courses in this format	Responses
<u>Hyflex</u>				
Count	68	241	207	516
Row %	13.2%	46.7%	40.1%	
Fully in person				
Count	251	130	157	538
Row %	46.7%	24.2%	29.2%	
Totals				
Total Responses				552

17. What is your preferred course modality for each of the following course types?

	Fully in-person	Fully online	Hybrid	Hyflex	No preference	Responses
Lecture-based courses						
Count	156	243	103	13	52	567
Row %	27.5%	42.9%	18.2%	2.3%	9.2%	
Lab-based courses						
Count	290	107	93	13	57	560
Row %	51.8%	19.1%	16.6%	2.3%	10.2%	
Courses in my major						
Count	184	172	104	11	85	556
Row %	33.1%	30.9%	18.7%	2.0%	15.3%	
Totals						
Total Responses						567

18. When taking a course with an online component (fully online hybrid, or hyflex), would you prefer the online content to be:

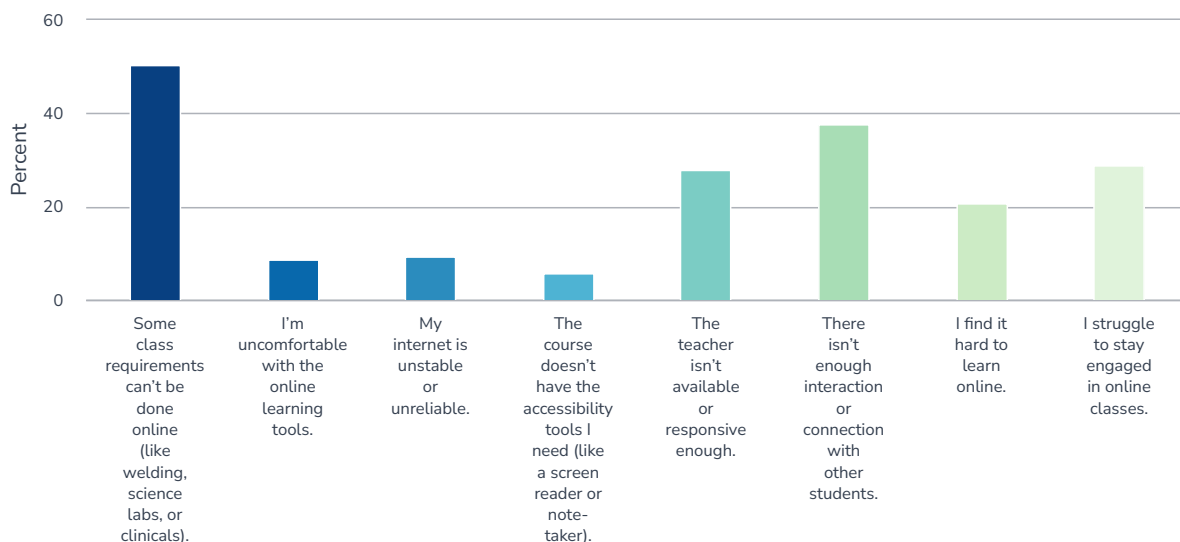




Value	Percent	Responses
Synchronous	17.8% 	101
Asynchronous	35.3% 	200
Both synchronous and asynchronous combined	27.7% 	157
No preference	19.2% 	109
		Totals: 567












19. When considering a hybrid course, what proportions do you believe are the best combination of modalities? (Percentages should equal 100%)

Item	Average	Min	Max	StdDev	Sum	Total Responses
Online: <u>Synchronous</u>	44.5	0.0	5,050.0	236.2	20,234.3	455
Online: <u>Asynchronous</u>	53.7	0.0	5,050.0	229.5	25,845.3	481
In person	47.7	0.0	5,050.0	234.0	22,083.3	463

20. Have any of these challenges made it hard for you to take online courses or kept you from taking them?



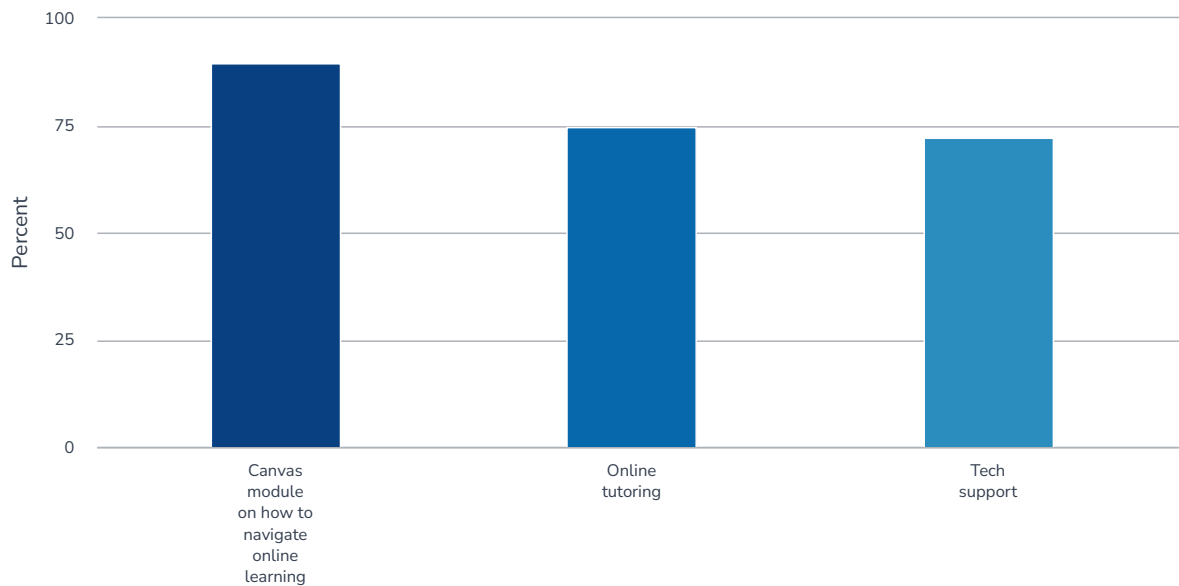
Value	Percent	Responses
Some class requirements can't be done online (like welding, science labs, or clinicals).	50.6% 	253
I'm uncomfortable with the online learning tools.	8.8% 	44






Value	Percent	Responses
My internet is unstable or unreliable.	9.6% 	48
The course doesn't have the accessibility tools I need (like a screen reader or note-taker).	6.0% 	30
The teacher isn't available or responsive enough.	28.0% 	140
There isn't enough interaction or connection with other students.	37.8% 	189
I find it hard to learn online.	21.0% 	105
I struggle to stay engaged in online classes.	29.0% 	145
My learning environment isn't great (too many distractions or tech issues).	17.6% 	88
I have my own issues with getting reliable internet or devices.	6.2% 	31
I don't have access to library resources.	4.8% 	24
The teacher seems uncomfortable or unfamiliar with the tech used in the course (like Canvas or AI tools).	16.6% 	83
<u>Other - Write In (click to view)</u>	17.2% 	86

21. [OLD VERSION] Does your college provide any of the following support or resources for students to navigate online learning? (check all that apply)

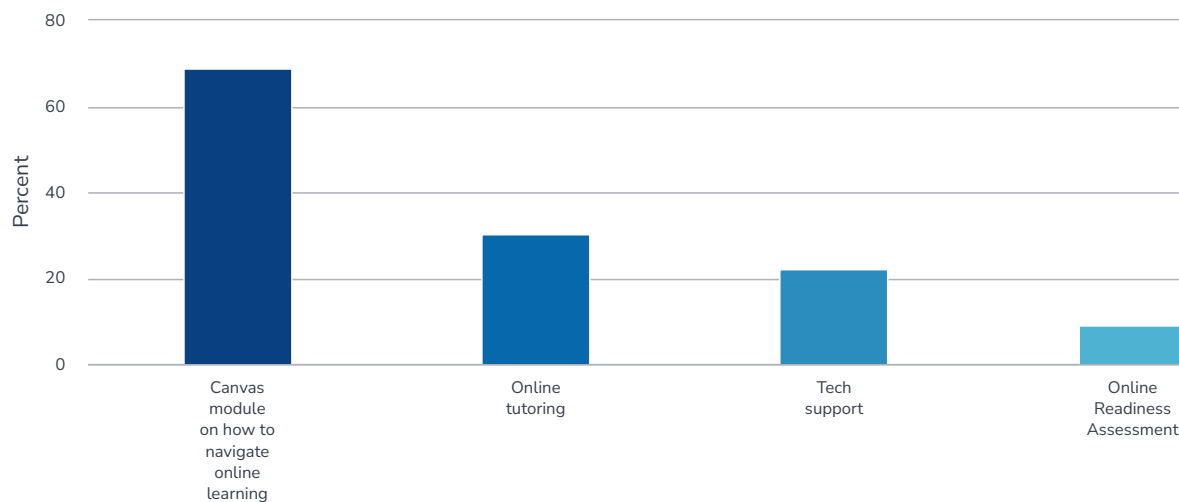
No data to display

22. Does your college provide any of the following support or resources for students to navigate online learning? (check all that apply)



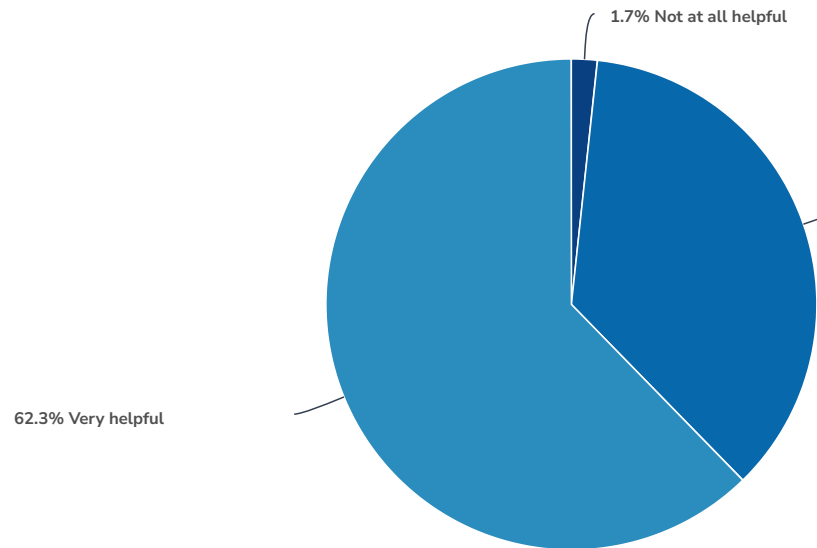
Value	Percent	Responses
Canvas module on how to navigate online learning	89.6% 	533
Online tutoring	75.0% 	446
Tech support	72.3% 	430
Online Readiness Assessment	30.6% 	182
Other - Write In	3.2% 	19

23. Which (if any) of the following support or resources have you used to navigate online learning? (check all that apply)



Value	Percent	Responses
Canvas module on how to navigate online learning	69.0% <div><div></div></div>	407
Online tutoring	30.5% <div><div></div></div>	180
Tech support	22.4% <div><div></div></div>	132
Online Readiness Assessment	9.3% <div><div></div></div>	55
<u>Other - Write In (click to view)</u>	3.7% <div><div></div></div>	22
I have not accessed support or resources have you used to navigate online learning	22.7% <div><div></div></div>	134

24. How helpful were these resources?



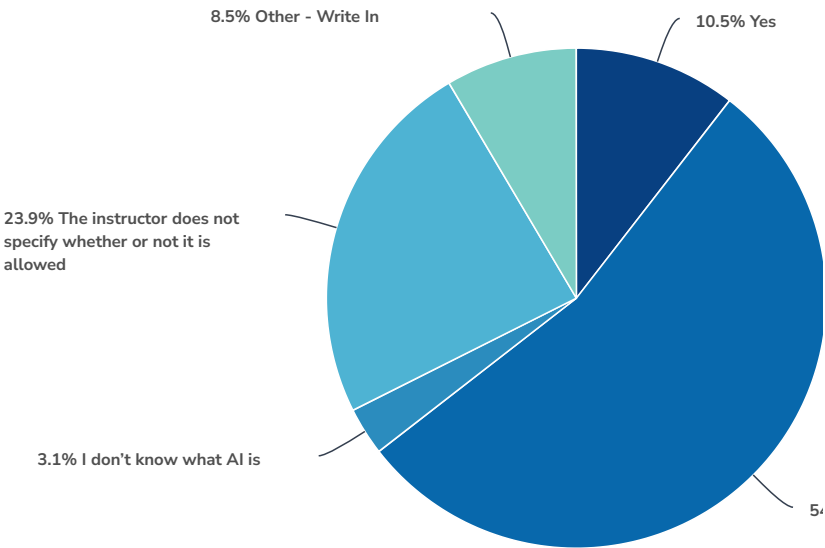
Value	Percent	Responses
Not at all helpful	1.7% <div><div></div></div>	8
Somewhat helpful	36.0% <div><div></div></div>	166
Very helpful	62.3% <div><div></div></div>	287
		Totals: 461

25. Why have you not accessed your college's support/resources to navigate online learning? (check all that apply)

Percent

No data to display

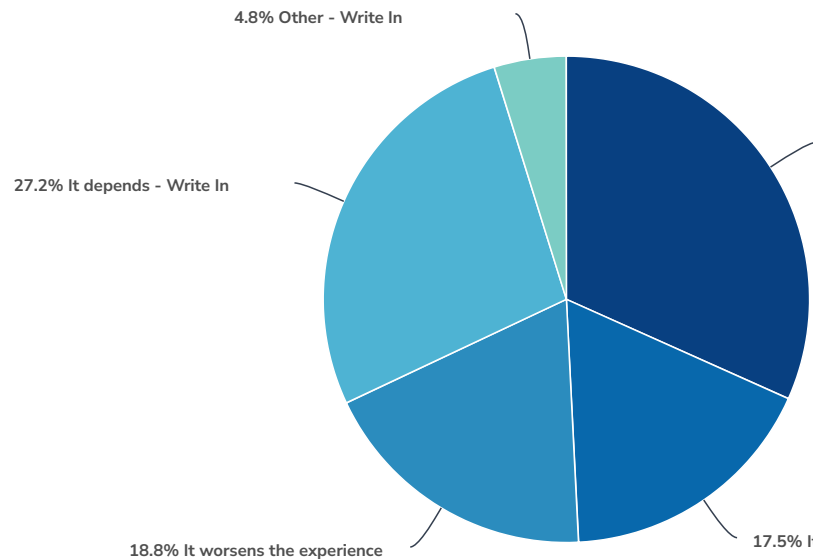
26. Do your online courses allow the use of Artificial Intelligence (AI)?



Value	Percent	Responses
Yes	10.5%	62
No	54.0%	318
I don't know what AI is	3.1%	18
The instructor does not specify whether or not it is allowed	23.9%	141
Other - Write In (click to view)	8.5%	50

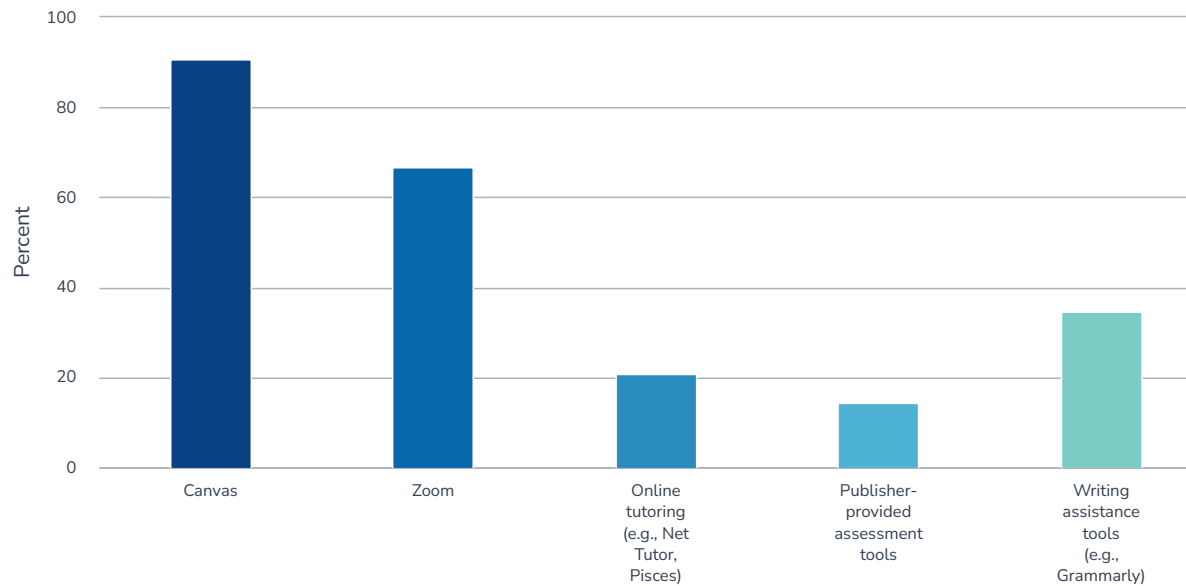
Totals: 589

27. How do you believe AI technology impacts the learning experience for students?



Value	Percent	Responses
It improves the experience	31.7%	185
It makes no difference	17.5%	102
It worsens the experience	18.8%	110
It depends - Write In (click to view)	27.2%	159
Other - Write In (click to view)	4.8%	28
		Totals: 584

28. What technology are you using to support your learning in your classes? (Check all that apply)



Value	Percent	Responses
Canvas	90.8% 	542
Zoom	66.8% 	399
Online tutoring (e.g., Net Tutor, Pisces)	21.1% 	126
Publisher-provided assessment tools	14.6% 	87
Writing assistance tools (e.g., Grammarly)	34.7% 	207
Generative AI (e.g., ChatGPT)	22.4% 	134
Plagiarism detection tool (e.g., Turn-it-in)	28.0% 	167
Other - Write In	2.3% 	14

29. What was the online course that you were most satisfied with/had the best experience with in the past year? Please share the course title and, if you know it, the course ID. Note, all subsequent questions on this page will be asking about this course.

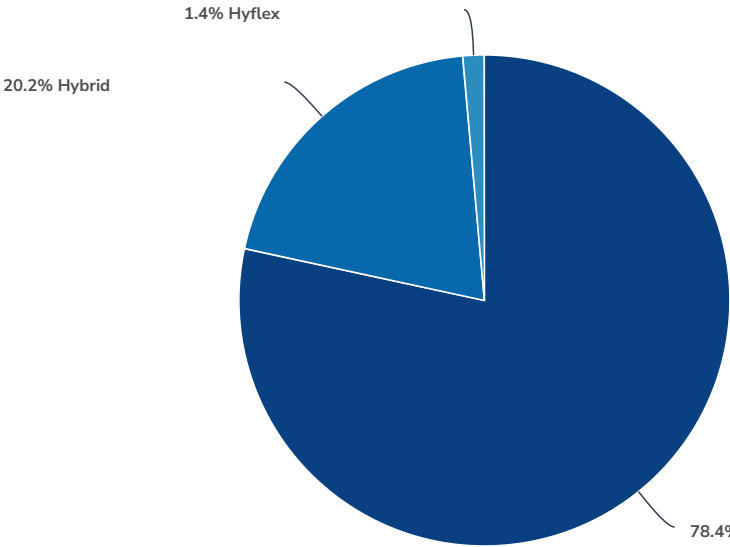
[Hide Responses ▼](#)

ResponseID	Response
37	BUS 1
816	I didn't take
820	AHIS 1
825	Intro to Cybersecurity
837	Psychology 1
840	Psych 1
845	Psych 13 #3063
853	Art history
854	Both of the psychology courses I've taken
860	Through a Jewish Lens
862	None
865	CS 50
868	BUS 5 1104
870	COSM 64 Salon Management

ResponseID	Response
873	sociology 2
874	Econ
876	General office courses
879	ENGLISH 1
880	English 2
881	Japanese 1

[< Previous Page](#) [Next Page >](#)

30. What type of course was it?



Value	Percent	Responses
Fully online	78.4% <div><div></div></div>	381
Hybrid	20.2% <div><div></div></div>	98
Hyflex	1.4% <div><div></div></div>	7
Totals: 486		

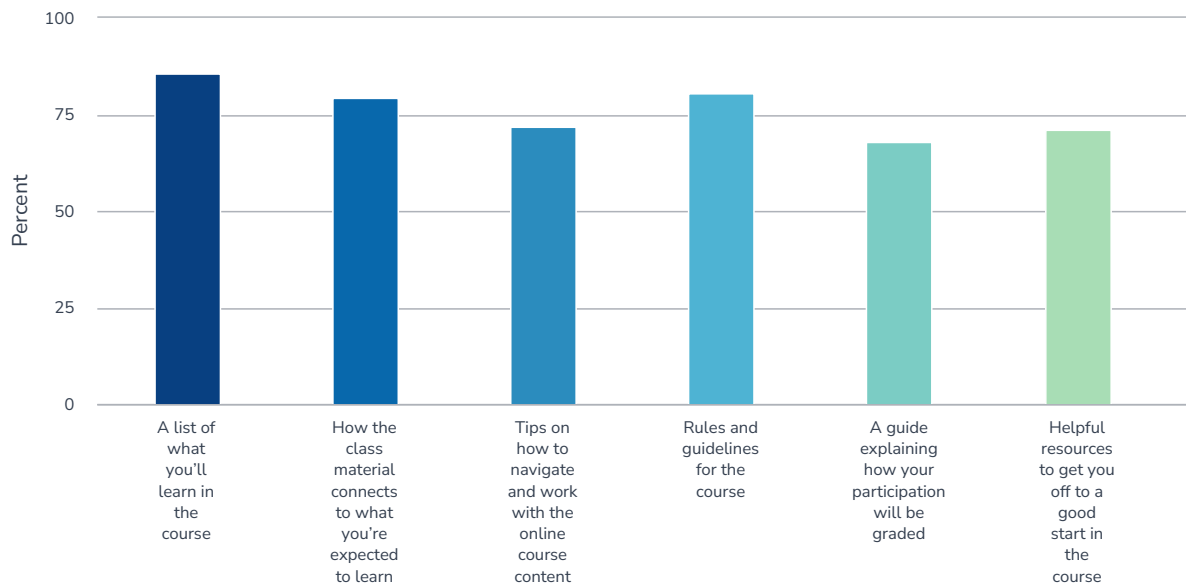
31. For the online portion of the course, what was the interaction type?

22.5% Both synchronous and asynchronous combined









47.7% Asynchronous

Value	Percent	Responses
Synchronous	29.8%	144
Asynchronous	47.7%	231
Both synchronous and asynchronous combined	22.5%	109
Totals: 484		

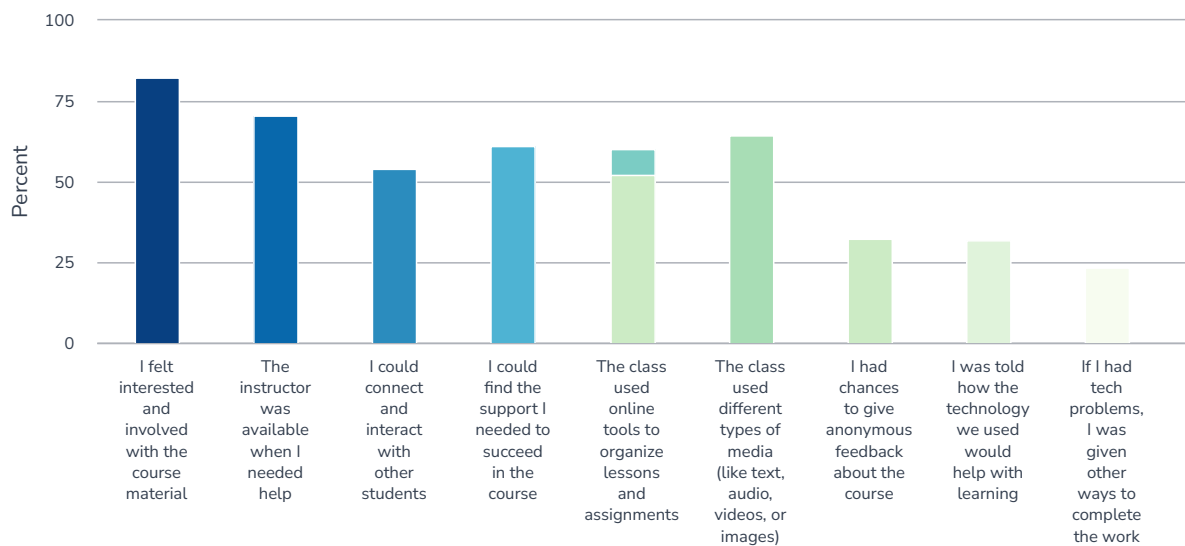
32. Which of the following happened in this course? (Check all that apply) At the start of the course, the instructor provided....



















Value	Percent	Responses
A list of what you'll learn in the course	85.8%	412
How the class material connects to what you're expected to learn	79.6%	382

Value	Percent	Responses
Tips on how to navigate and work with the online course content	71.9% 	345
Rules and guidelines for the course	80.6% 	387
A guide explaining how your participation will be graded	68.3% 	328
Helpful resources to get you off to a good start in the course	71.3% 	342
Links to services like tutoring, counseling, or other student supports	61.7% 	296
Links for tech help and troubleshooting tips	50.0% 	240
Information on how to contact your instructor	72.9% 	350
<u>Other - Write In (click to view)</u>	4.6% 	22

33. Please describe your experiences with the course. (Check all that apply)



Value	Percent	Responses
I felt interested and involved with the course material	82.6% 	394
The instructor was available when I needed help	70.9% 	338
I could connect and interact with other students	54.1% 	258
I could find the support I needed to succeed in the course	61.2% 	292
The class used online tools to organize lessons and assignments	60.6% 	289

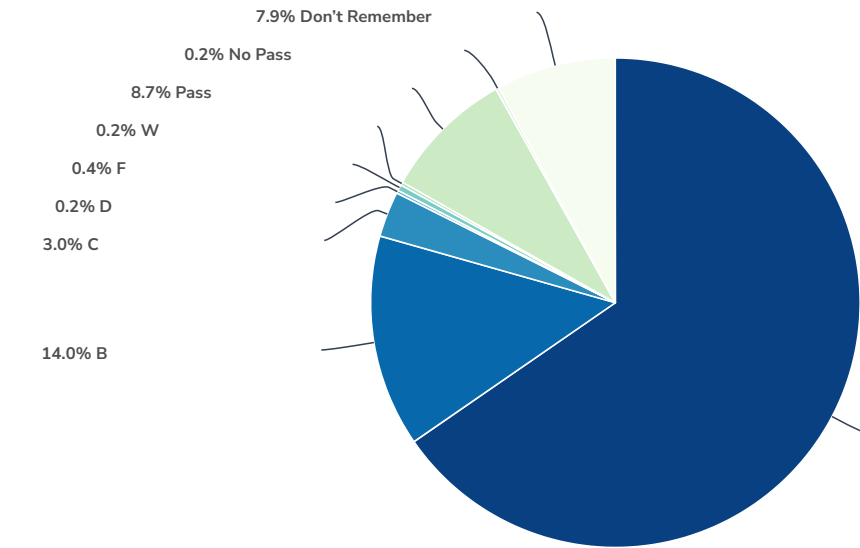
Value	Percent	Responses
The class used different types of media (like text, audio, videos, or images)	64.8% 	309
I had chances to give anonymous feedback about the course	32.7% 	156
I was told how the technology we used would help with learning	31.9% 	152
If I had tech problems, I was given other ways to complete the work	23.7% 	113
I was informed about student services that could help me succeed	43.4% 	207
The course respected and valued students' different identities, backgrounds, and cultures	56.8% 	271
The images and examples in the course showed a wide range of diversity	43.6% 	208
The course pointed out human biases in the content and activities	30.4% 	145
The class connected what we learned to our lives and future goals	44.2% 	211
The instructor made an effort to care about and connect with students	60.8% 	290
The class used online tools to organize lessons and assignments	52.4% 	250

34. Please describe your experiences with the course.


	Yes	Somewhat	No	Responses
The class was high quality				
Count	414	58	9	481
Row %	86.1%	12.1%	1.9%	
I felt interested and involved with the course material				
Count	419	55	4	478
Row %	87.7%	11.5%	0.8%	
I had clear direction for how to be successful in the course				
Count	415	55	9	479
Row %	86.6%	11.5%	1.9%	
I was focused on succeeding in the course				
Count	422	48	5	475
Row %	88.8%	10.1%	1.1%	
I felt the instructor wanted and helped me to succeed in the course				
Count	410	55	14	479
Row %	85.6%	11.5%	2.9%	
I was actively engaged in the course				
Count	400	72	6	478
Row %	83.7%	15.1%	1.3%	

	Yes	Somewhat	No	Responses
I felt connected and part of the course				
Count	371	94	11	476
Row %	77.9%	19.7%	2.3%	
I felt valued and appreciated in the course				
Count	369	91	15	475
Row %	77.7%	19.2%	3.2%	
Totals				
Total Responses				481

35. What grade did you receive in this course?



Value	Percent	Responses
A	65.4%	308
B	14.0%	66
C	3.0%	14
D	0.2%	1
F	0.4%	2
W	0.2%	1
Pass	8.7%	41
No Pass	0.2%	1
Totals: 471		

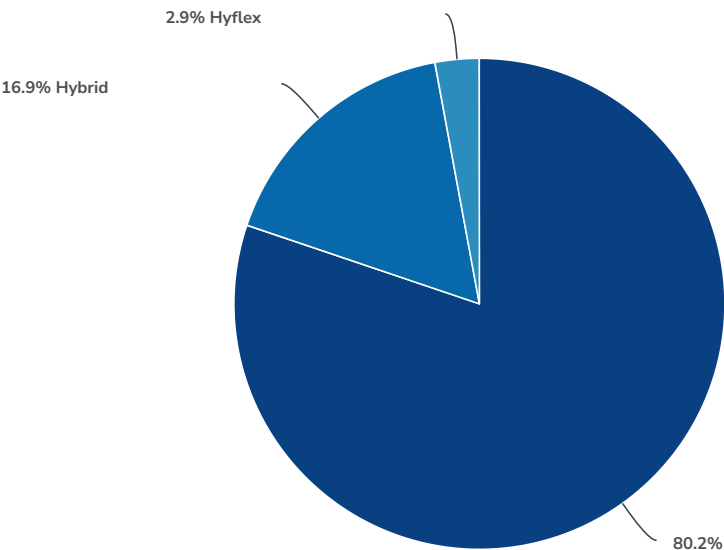
Value	Percent	Responses
Don't Remember	7.9% 	37
		Totals: 471

36. What was the online course that you were least satisfied with/had the least positive experience with in the past year? Please share the course title and, if you know it, the course ID. Note, all subsequent questions on this page will be asking about this course.

[Hide Responses ▼](#)

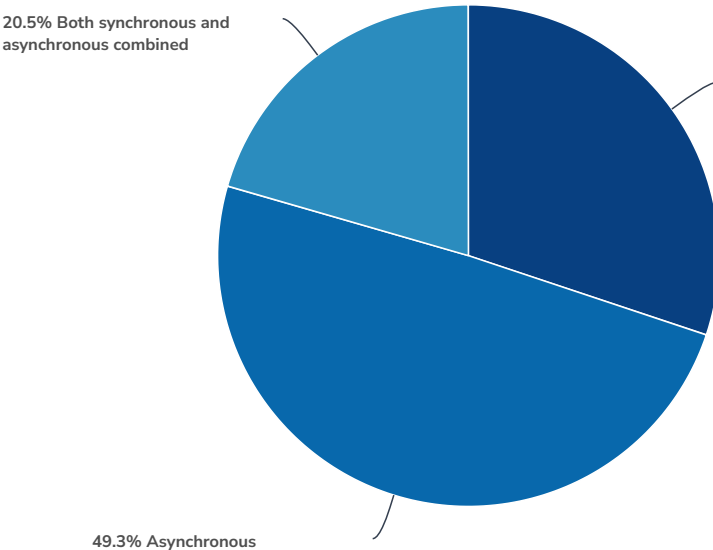
ResponseID	Response
37	BUS 1
816	I don't take
825	Intro to C++
837	Anatomy 1
840	none
845	Philosophy 1
853	Calculus
854	Philosophy 1, 2725
865	CS3
868	BUS 85
870	None
874	Ucla extension Math class
876	English 2
879	Math 54
880	English 1
886	accounting 2
891	Elements of Public Speaking, COM 11
892	Art history
893	A psych class I dropped a couple years ago, it felt more like I was teaching myself.
896	Anthro 22

37. What type of course was this?



Value	Percent	Responses
Fully online	80.2% <div><div></div></div>	299
Hybrid	16.9% <div><div></div></div>	63
Hyflex	2.9% <div><div></div></div>	11
		Totals: 373

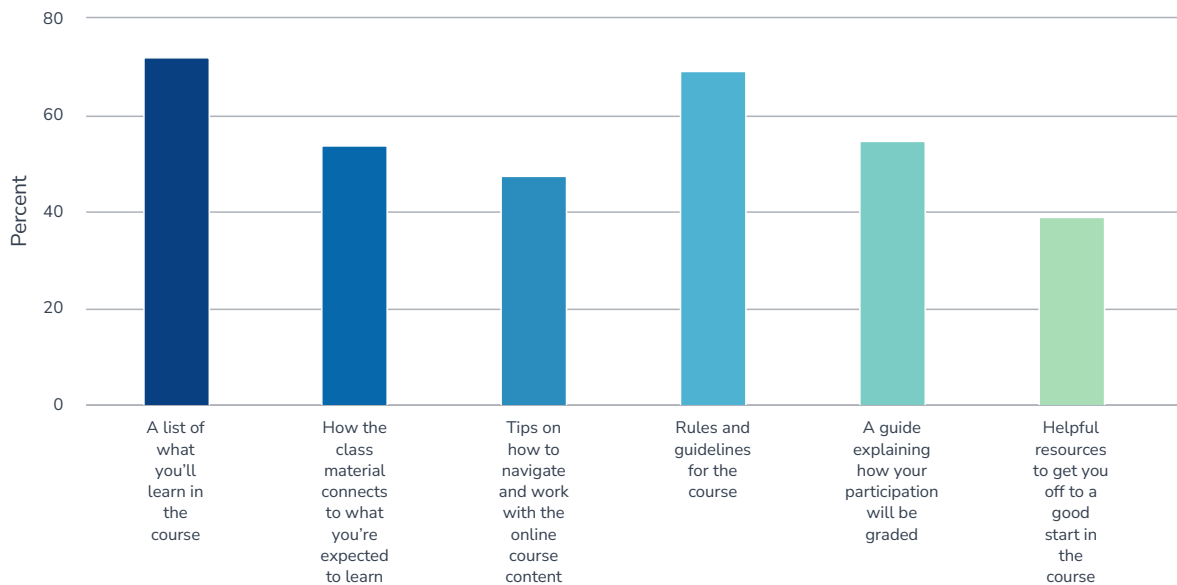
38. For the online portion of the course, what was the modality?



Value	Percent	Responses
Synchronous	30.1% <div><div></div></div>	110
		Totals: 365

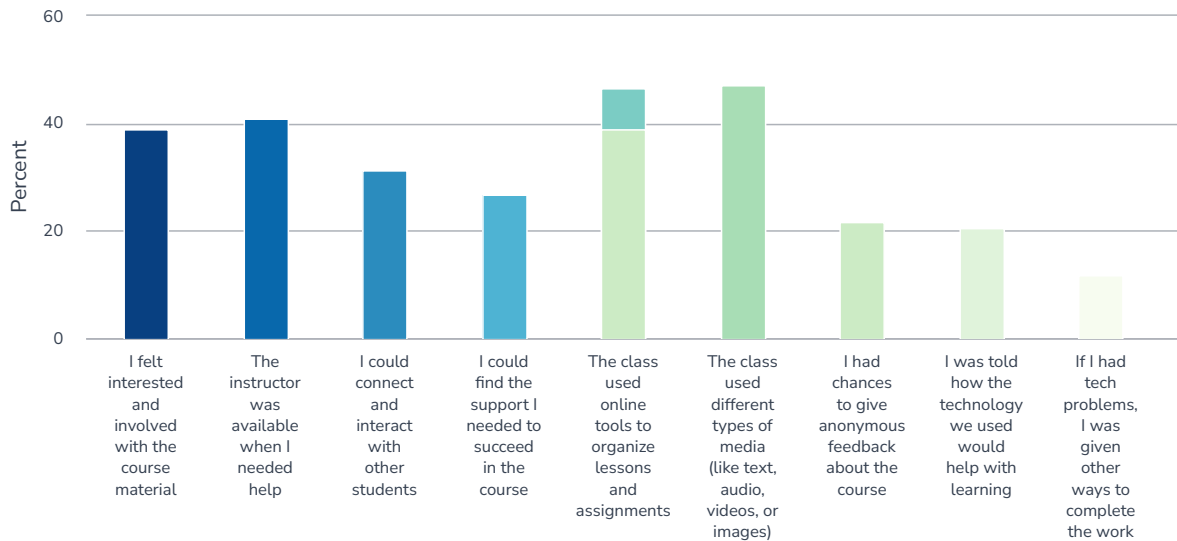
Value	Percent	Responses
Asynchronous	49.3%	180
Both synchronous and asynchronous combined	20.5%	75
Totals: 365		

39. Which of the following happened in this course? (Check all that apply) At the start of the course, the instructor provided....






Value	Percent	Responses
A list of what you'll learn in the course	72.2%	260
How the class material connects to what you're expected to learn	53.9%	194
Tips on how to navigate and work with the online course content	47.5%	171
Rules and guidelines for the course	69.2%	249
A guide explaining how your participation will be graded	54.7%	197
Helpful resources to get you off to a good start in the course	39.2%	141
Links to services like tutoring, counseling, or other student supports	41.1%	148
Links for tech help and troubleshooting tips	34.7%	125
Information on how to contact your instructor	58.1%	209
<u>Other - Write In (click to view)</u>	6.1%	22

40. Please describe your experiences with the course. (Check all that apply)



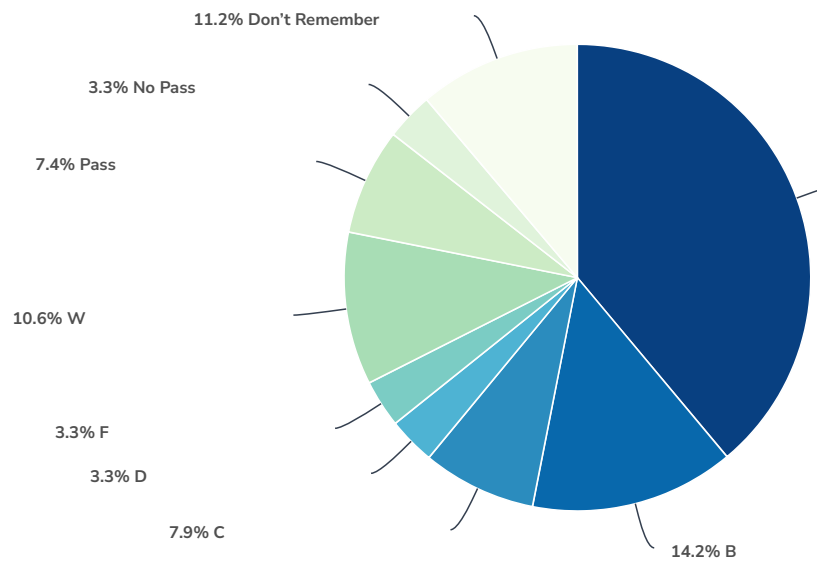
Value	Percent	Responses
I felt interested and involved with the course material	39.1% 	129
The instructor was available when I needed help	40.9% 	135
I could connect and interact with other students	31.5% 	104
I could find the support I needed to succeed in the course	27.0% 	89
The class used online tools to organize lessons and assignments	46.7% 	154
The class used different types of media (like text, audio, videos, or images)	47.3% 	156
I had chances to give anonymous feedback about the course	21.8% 	72
I was told how the technology we used would help with learning	20.6% 	68
If I had tech problems, I was given other ways to complete the work	11.8% 	39
I was informed about student services that could help me succeed	26.1% 	86
The course respected and valued students' different identities, backgrounds, and cultures	30.9% 	102
The images and examples in the course showed a wide range of diversity	26.1% 	86
The course pointed out human biases in the content and activities	18.5% 	61

Value	Percent	Responses
The class connected what we learned to our lives and future goals	23.6% 	78
The instructor made an effort to care about and connect with students	27.3% 	90
The class used online tools to organize lessons and assignments	39.1% 	129

41. Which of the following was true about the course? During the course....

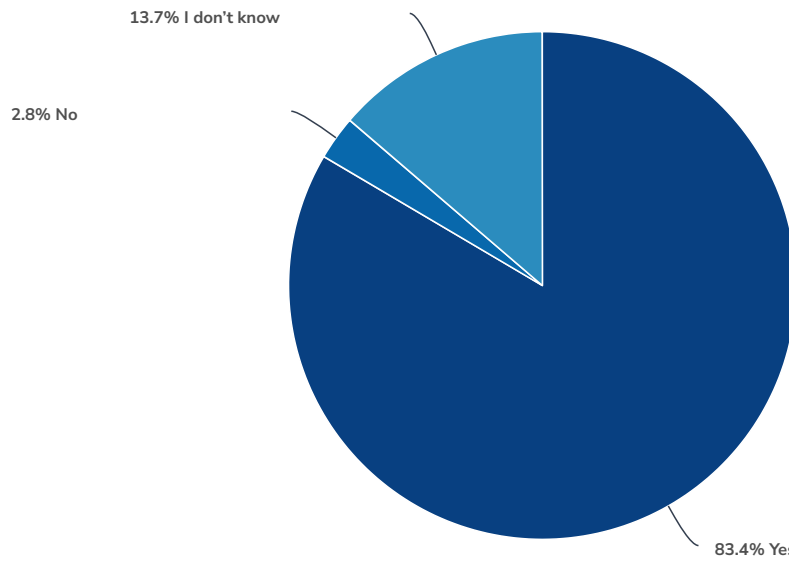
	Yes	Somewhat	No	Responses
The class was high quality				
Count	113	165	91	369
Row %	30.6%	44.7%	24.7%	
I felt interested and involved with the course material				
Count	117	136	114	367
Row %	31.9%	37.1%	31.1%	
I had clear direction for how to be successful in the course				
Count	134	148	82	364
Row %	36.8%	40.7%	22.5%	
I was focused on succeeding in the course				
Count	209	107	48	364
Row %	57.4%	29.4%	13.2%	
I felt the instructor wanted and helped me to succeed in the course				
Count	134	126	106	366
Row %	36.6%	34.4%	29.0%	
I was actively engaged in the course				
Count	156	126	82	364
Row %	42.9%	34.6%	22.5%	
I felt connected and part of the course				
Count	96	126	145	367
Row %	26.2%	34.3%	39.5%	
I felt valued and appreciated in the course				
Count	99	129	137	365
Row %	27.1%	35.3%	37.5%	
Totals				
Total Responses				369

42. What grade did you receive in this course?



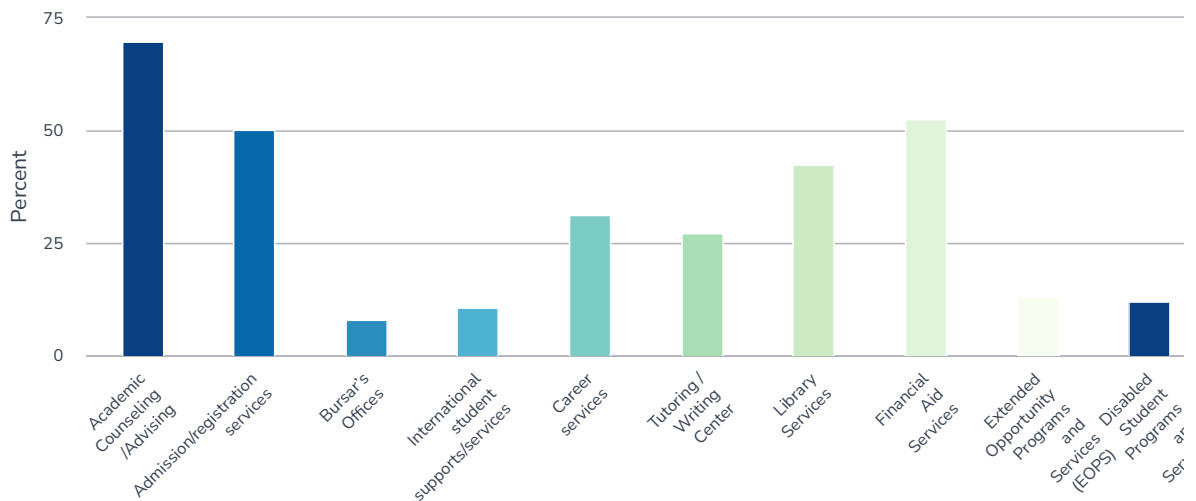
Value	Percent	Responses
A	39.0% <div><div></div></div>	143
B	14.2% <div><div></div></div>	52
C	7.9% <div><div></div></div>	29
D	3.3% <div><div></div></div>	12
F	3.3% <div><div></div></div>	12
W	10.6% <div><div></div></div>	39
Pass	7.4% <div><div></div></div>	27
No Pass	3.3% <div><div></div></div>	12
Don't Remember	11.2% <div><div></div></div>	41
		Totals: 367

43. Does your college have a page on their website where you can easily find all of the student support services available?



Value	Percent	Responses
Yes	83.4% <div><div></div></div>	383
No	2.8% <div><div></div></div>	13
I don't know	13.7% <div><div></div></div>	63
Totals: 459		

44. Which of the following resources have you accessed in the past year? Check all that apply



Value	Percent	Responses
Academic Counseling /Advising	69.9% <div><div></div></div>	295
Admission/registration services	50.2% <div><div></div></div>	212

Value	Percent	Responses
Bursar's Offices	8.1% <div><div></div></div>	34
International student supports/services	10.7% <div><div></div></div>	45
Career services	31.3% <div><div></div></div>	132
Tutoring / Writing Center	27.3% <div><div></div></div>	115
Library Services	42.7% <div><div></div></div>	180
Financial Aid Services	52.8% <div><div></div></div>	223
Extended Opportunity Programs and Services (EOPS)	13.3% <div><div></div></div>	56
Disabled Student Programs and Services (DSPS)	12.1% <div><div></div></div>	51
California Work Opportunity and Responsibility to Kids (CalWORKS)	6.2% <div><div></div></div>	26
Foster Youth Success Initiatives	3.1% <div><div></div></div>	13
Veterans Services	2.8% <div><div></div></div>	12
Transfer Center/Transfer services	28.9% <div><div></div></div>	122
Student health services (including psychological/mental health services)	14.2% <div><div></div></div>	60
<u>Other - Write In (click to view)</u>	5.2% <div><div></div></div>	22

45. How have you accessed each of the following resources? (Check all that apply)

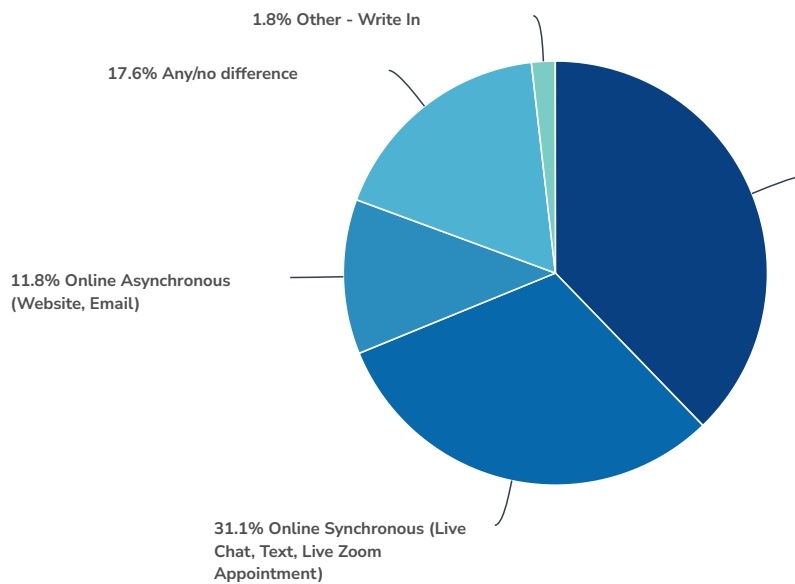
Selected from: Which of the following resources have you accessed in the past year? Check all that apply

	Online synchronously (Live Chat, Text, Live Zoom Appointment)	Online asynchronously (Website, Email)	In person	Total Checks
How have you accessed each of the following resources? (Check all that apply)	0 0.0%	0 0.0%	0 0.0%	10
Checks				
Row Check %				

	Online synchronously (Live Chat, Text, Live Zoom Appointment)	Online asynchronously (Website, Email)	In person	Total Checks
Academic Counseling /Advising: How have you accessed each of the following resources? (Check all that apply)	4 44.4%	1 11.1%	4 44.4%	9
Checks Row Check %				
Admission/registration services: How have you accessed each of the following resources? (Check all that apply)	2 40.0%	1 20.0%	2 40.0%	5
Checks Row Check %				
International student supports/services: How have you accessed each of the following resources? (Check all that apply)	1 100.0%	0 0.0%	0 0.0%	1
Checks Row Check %				
Career services: How have you accessed each of the following resources? (Check all that apply)	3 42.9%	1 14.3%	3 42.9%	7
Checks Row Check %				
Tutoring / Writing Center: How have you accessed each of the following resources? (Check all that apply)	2 50.0%	2 50.0%	0 0.0%	4
Checks Row Check %				
Library Services: How have you accessed each of the following resources? (Check all that apply)	1 14.3%	3 42.9%	3 42.9%	7
Checks Row Check %				
Financial Aid Services: How have you accessed each of the following resources? (Check all that apply)	1 20.0%	2 40.0%	2 40.0%	5
Checks Row Check %				

	Online synchronously (Live Chat, Text, Live Zoom Appointment)	Online asynchronously (Website, Email)	In person	Total Checks
Extended Opportunity Programs and Services (EOPS): How have you accessed each of the following resources? (Check all that apply)	0 0.0%	1 100.0%	0 0.0%	1
Checks				
Row Check %				
Disabled Student Programs and Services (DSPS): How have you accessed each of the following resources? (Check all that apply)	1 25.0%	2 50.0%	1 25.0%	4
Checks				
Row Check %				
Veterans Services: How have you accessed each of the following resources? (Check all that apply)	0 0.0%	1 100.0%	0 0.0%	1
Checks				
Row Check %				
Transfer Center/Transfer services: How have you accessed each of the following resources? (Check all that apply)	0 0.0%	0 0.0%	1 100.0%	1
Checks				
Row Check %				
Student health services (including psychological/mental health services): How have you accessed each of the following resources? (Check all that apply)	0 0.0%	0 0.0%	1 100.0%	1
Checks				
Row Check %				
Bursar's Offices: How have you accessed each of the following resources? (Check all that apply)	0 0.0%	1 50.0%	1 50.0%	2
Checks				
Row Check %				
Total Checks				
Checks	15	15	18	58
% of Total Checks	25.9%	25.9%	31.0%	100.0%

46. When it comes to student support services, which way of accessing the support works best for you?



Value	Percent	Responses
In person	37.8%	170
Online Synchronous (Live Chat, Text, Live Zoom Appointment)	31.1%	140
Online Asynchronous (Website, Email)	11.8%	53
Any/no difference	17.6%	79
<u>Other - Write In (click to view)</u>	1.8%	8
		Totals: 450

47. Are there any services that would be helpful to have online that are not currently available online?

[Hide Responses](#) ▼

ResponseID	Response
816	No
837	I feel as SMC is involved with making sure their students succeed
854	Nothing comes to mind
860	As an Emeritus, noncredit student, a lot of this doesn't apply to me.
865	None
868	None
870	no
873	a study session or study group

ResponseID Response

874	Need more classes
876	N/a
879	Plenty.
886	n/a
891	N/A
893	None that I can think of.
899	Online library
905	Job fairs! Clubs!
921	No they are all online
933	Health Center
942	A lot of things are available now
944	remove online. Simple as that. Students are not learning anything. I did not learn much. its just demotivating

[< Previous Page](#) [Next Page >](#)

48. What recommendation(s) would you have for improving online education for CCC students?If specific to a certain course modality (i.e., fully online vs hybrid/hyflex, please indicate)

[Hide Responses](#) ▼

ResponseID Response

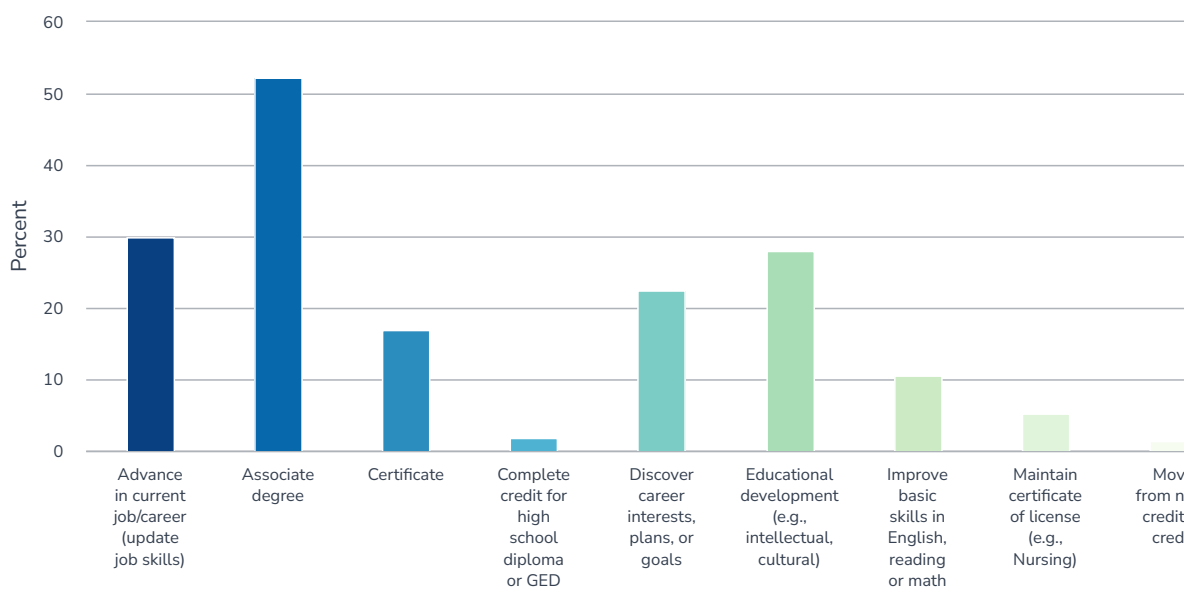
816	Detailed feedbacks from teachers on assignments
820	Fully online
837	I feel as if students may get overwhelmed with some work load. Although I understand college courses are rigorous at times but often feel as teachers forget we are also students with lives such as having other classes, work, and personal/family life
845	Providing more courses fully online!
854	Professors should show more appreciation towards students
860	I am not disciplined enough for asynchronous learning but think it is a great idea for students juggling work and classes and home issues.
865	None
868	None
873	make it feel immersive in the course. It almost feels like a power point but with clear instructions and direction. Make the instruction concise and straight to the point. Make a point that learning can also be fun

ResponseID Response

874	Fully online is better I like how you work on you're own time
876	Online
886	provide more classes with different teaching styles
893	Offer the science classes with lab online for people who can't make time since it is a required class to transfer and get a degree.
898	I don't think there's any issue other than teacher having good learning material for those doing classes online.
899	Have ever section with an option of fully online courses
905	Having a full body high quality vvideo of the eprofessor participating in class with a smaRTBAORD AND HAVING streamsmg help and tools like obs , there's ways streamerrs can do it for millions of people .
909	I think online tools and online reading is a bad way to teach, I like zoom, it forces a more real way of learning
910	Making sure every professor is proficient and has a good set up
921	Having more options for hybrid class in science division
930	Use online programs like inquisitive. Long video lectures of teachers suck.

◀ Previous Page Next Page ▶

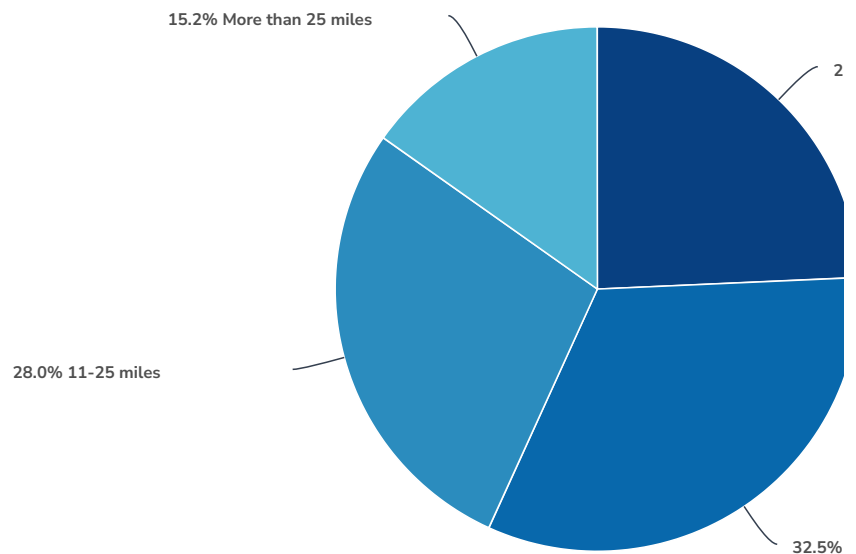
49. What is your current educational goal? (Mark all that apply)







Value	Percent	Responses
Advance in current job/career (update job skills)	30.1% <div></div>	136
Associate degree	52.4% <div></div>	237

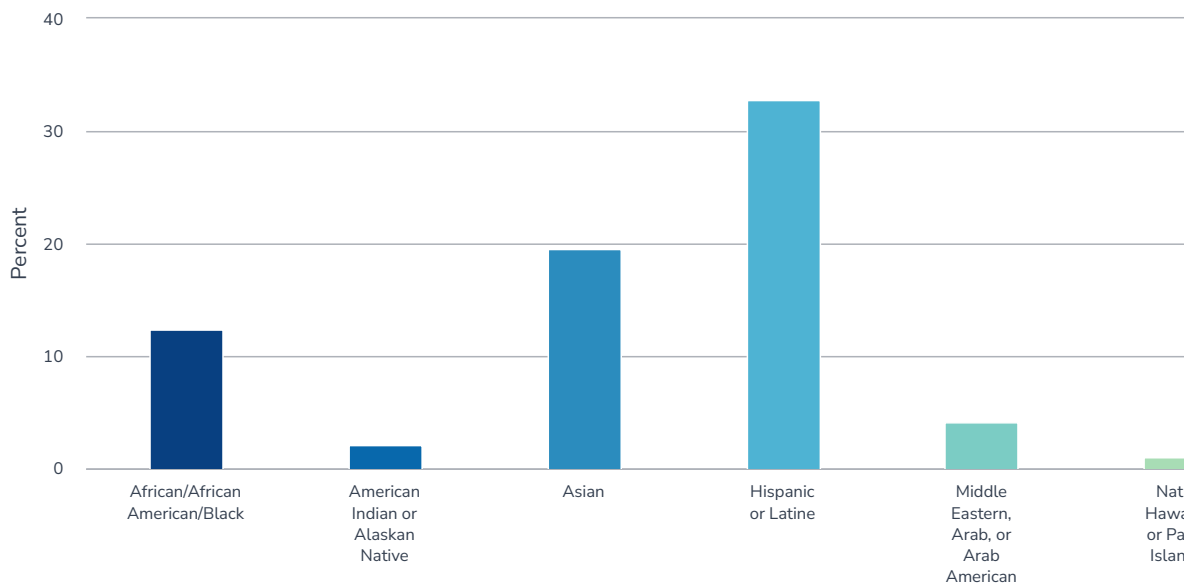
Value	Percent	Responses
Certificate	17.0% <div><div></div></div>	77
Complete credit for high school diploma or GED	2.0% <div><div></div></div>	9
Discover career interests, plans, or goals	22.6% <div><div></div></div>	102
Educational development (e.g., intellectual, cultural)	28.1% <div><div></div></div>	127
Improve basic skills in English, reading or math	10.6% <div><div></div></div>	48
Maintain certificate of license (e.g., Nursing)	5.3% <div><div></div></div>	24
Move from non-credit to credit	1.5% <div><div></div></div>	7
Personal enrichment	29.6% <div><div></div></div>	134
Prepare for a new career (acquire job skills)	30.1% <div><div></div></div>	136
Complete a bachelor's degree (or higher)	43.6% <div><div></div></div>	197
Undecided	1.5% <div><div></div></div>	7
<u>Other - Write In (click to view)</u>	5.3% <div><div></div></div>	24








50. How far do you live from your community college?



Value	Percent	Responses
Less than 5 miles	24.3% 	110
5-10 miles	32.5% 	147
11-25 miles	28.0% 	127
More than 25 miles	15.2% 	69
		Totals: 453

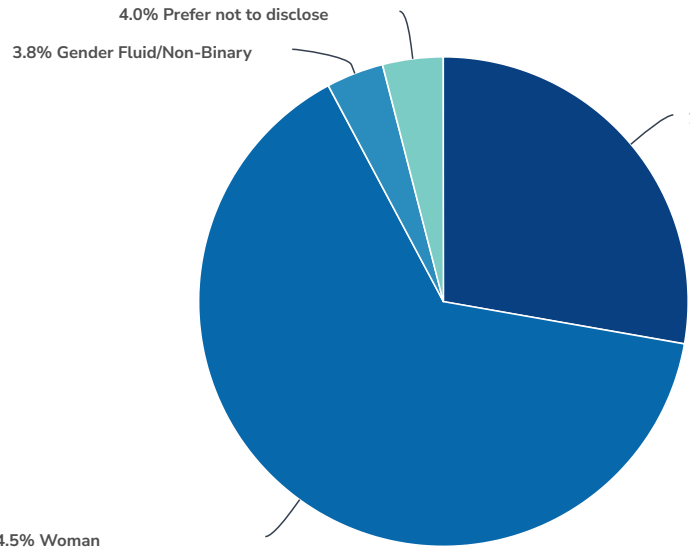
51. Please mark the race/ethnicity with which you identify. (Mark all that apply) In each option there is a textbox where you can provide more detail on your background.



Value	Percent	Responses
African/African American/Black (click to view).	12.5% 	56
American Indian or Alaskan Native (click to view).	2.2% 	10
Asian (click to view).	19.6% 	88
Hispanic or Latine (click to view).	32.8% 	147
Middle Eastern, Arab, or Arab American (click to view).	4.2% 	19
Native Hawaiian or Pacific Islander (click to view).	1.1% 	5
White (click to view).	36.6% 	164

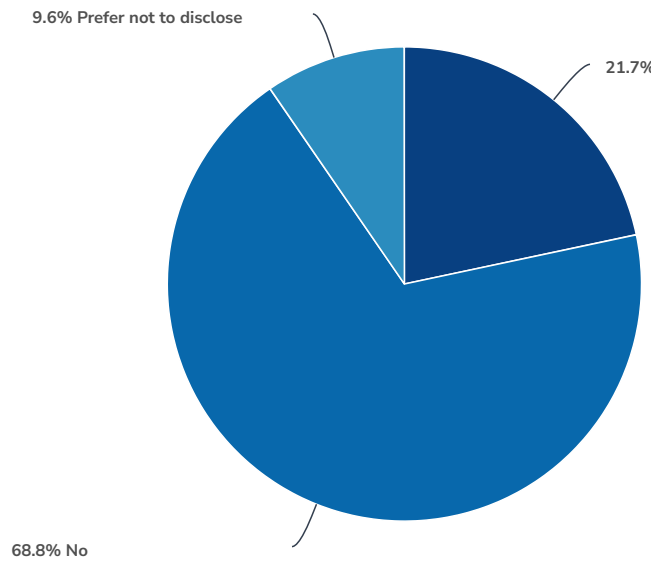
Value	Percent	Responses
Not listed (please specify) (click to view)	2.5%	11
Prefer not to disclose	6.0%	27

52. What best describes your gender identity?



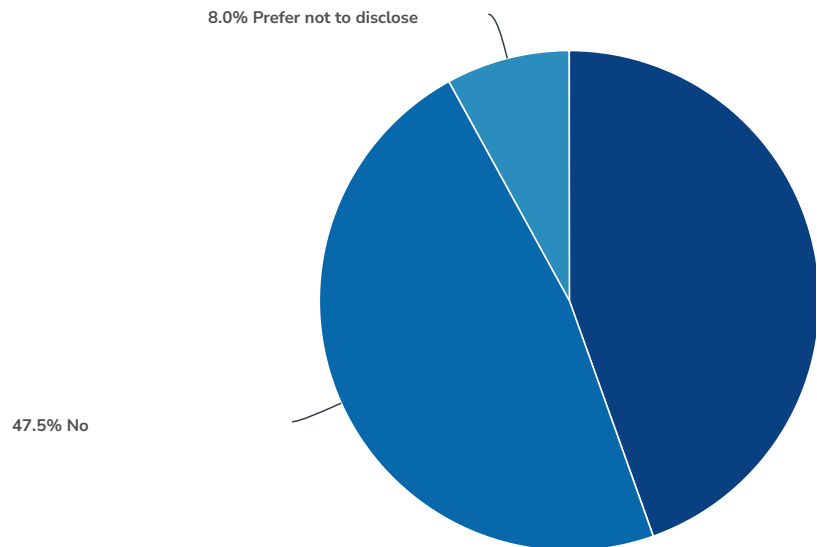
Value	Percent	Responses
Man	27.8%	126
Woman	64.5%	292
Gender Fluid/Non-Binary	3.8%	17
Prefer not to disclose	4.0%	18
		Totals: 453

53. Do you identify as a member of the LGBTQ+ community?



Value	Percent	Responses
Yes	21.7% <div><div></div></div>	97
No	68.8% <div><div></div></div>	308
Prefer not to disclose	9.6% <div><div></div></div>	43
		Totals: 448

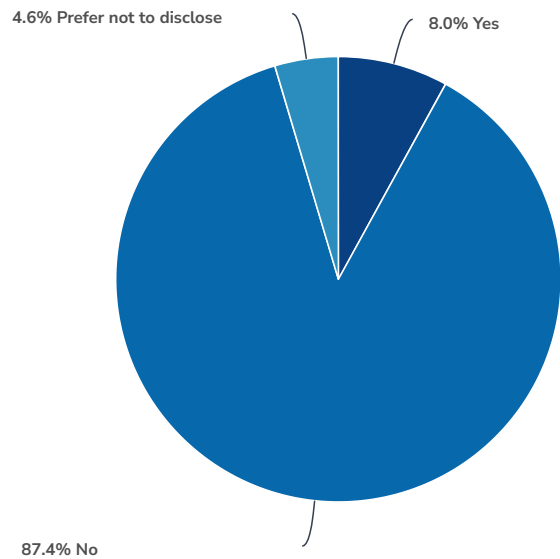
54. Did either of your parents/guardians attend college or attain an associates degree or higher?



Value	Percent	Responses
Yes	44.6% <div><div></div></div>	201
		Totals: 451

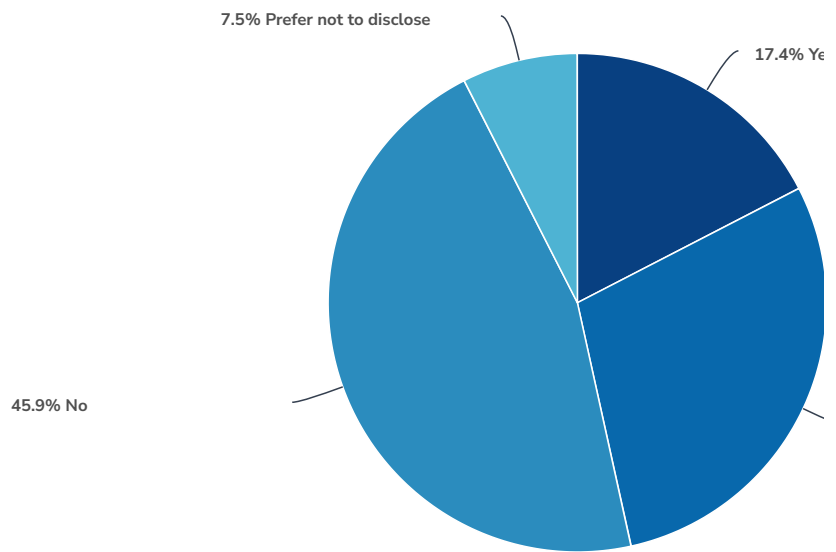
Value	Percent	Responses
No	47.5% <div><div></div></div>	214
Prefer not to disclose	8.0% <div><div></div></div>	36
Totals: 451		

55. Do you consider yourself to be a single parent?



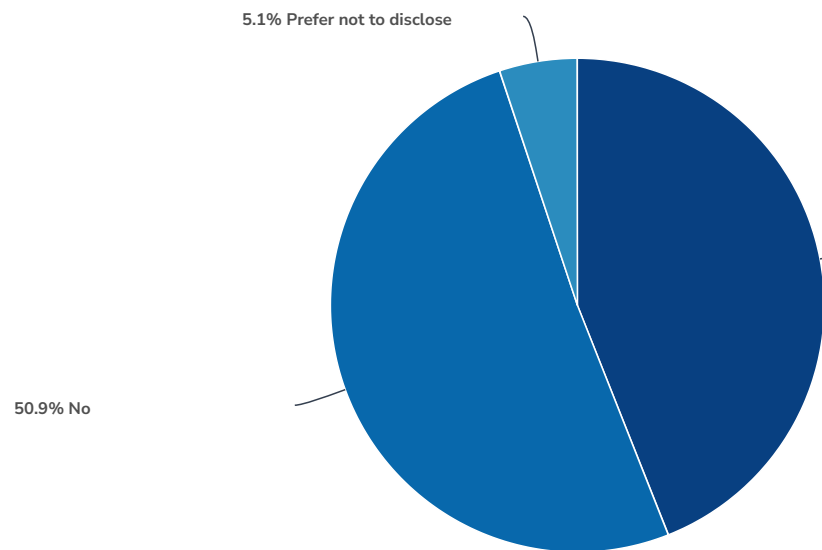
Value	Percent	Responses
Yes	8.0% <div><div></div></div>	36
No	87.4% <div><div></div></div>	395
Prefer not to disclose	4.6% <div><div></div></div>	21
Totals: 452		

56. Are you currently employed?



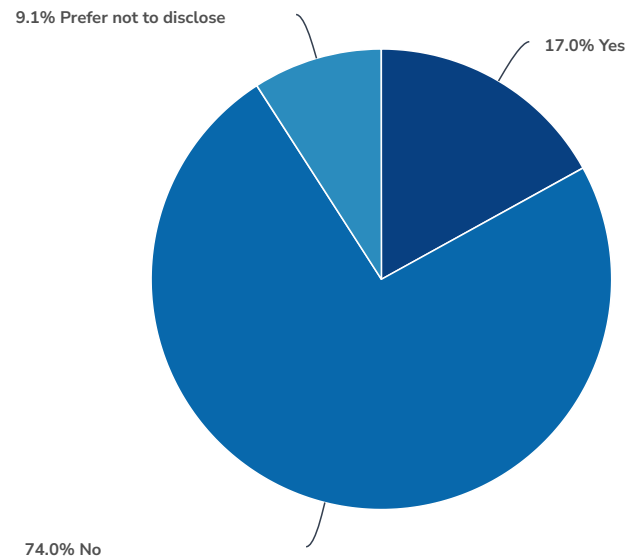
Value	Percent	Responses
Yes, Full-Time	17.4% <div> <div></div> <div></div> </div>	79
Yes, Part-time	29.1% <div> <div></div> <div></div> </div>	132
No	45.9% <div> <div></div> <div></div> </div>	208
Prefer not to disclose	7.5% <div> <div></div> <div></div> </div>	34
Totals: 453		

57. Are you currently receiving student financial aid to support your education?



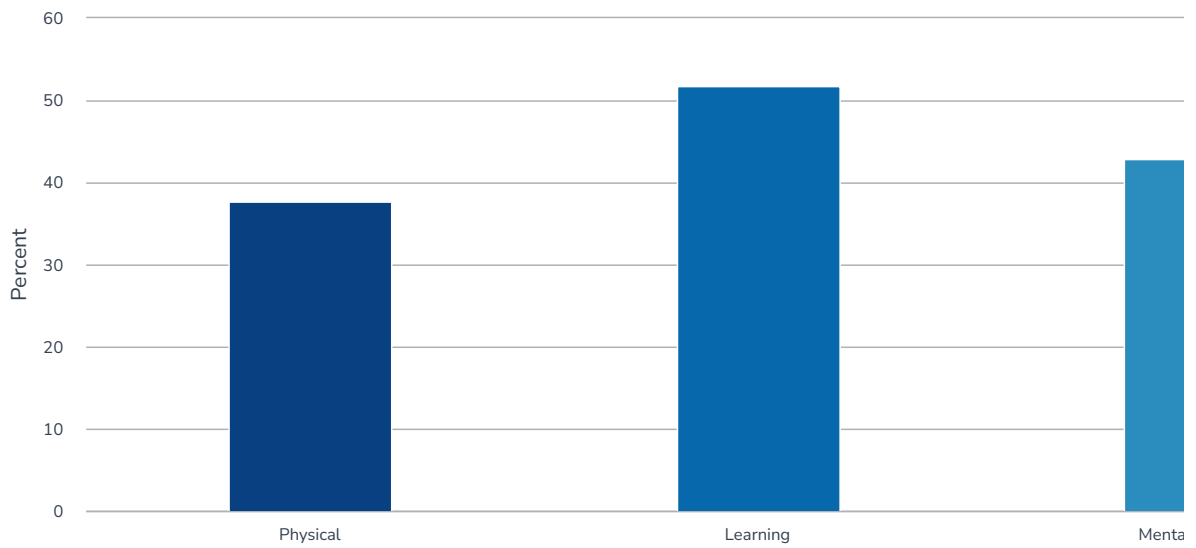
Value	Percent	Responses
Yes	44.0% <div><div></div></div>	199
No	50.9% <div><div></div></div>	230
Prefer not to disclose	5.1% <div><div></div></div>	23
		Totals: 452

58. Do you have a disability?



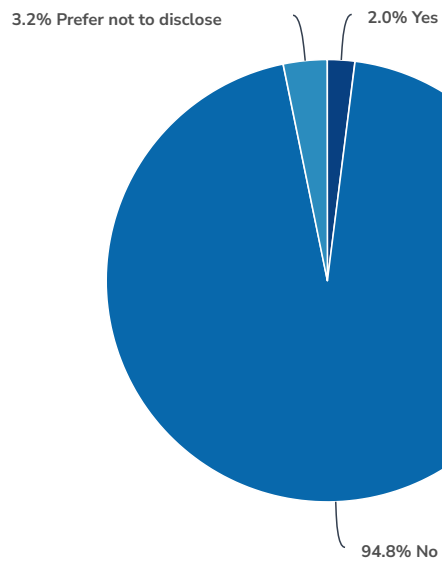
Value	Percent	Responses
Yes	17.0% <div><div></div></div>	77
No	74.0% <div><div></div></div>	335
Prefer not to disclose	9.1% <div><div></div></div>	41
		Totals: 453

59. Which of the following types of disabilities do you have? (Mark all that apply)



Value	Percent	Responses
Physical	37.7% <div><div></div></div>	29
Learning	51.9% <div><div></div></div>	40
Mental/Emotional	42.9% <div><div></div></div>	33
<u>Other [please specify] (click to view)</u>	11.7% <div><div></div></div>	9

60. Have you served, retired from, or are you active in the military?

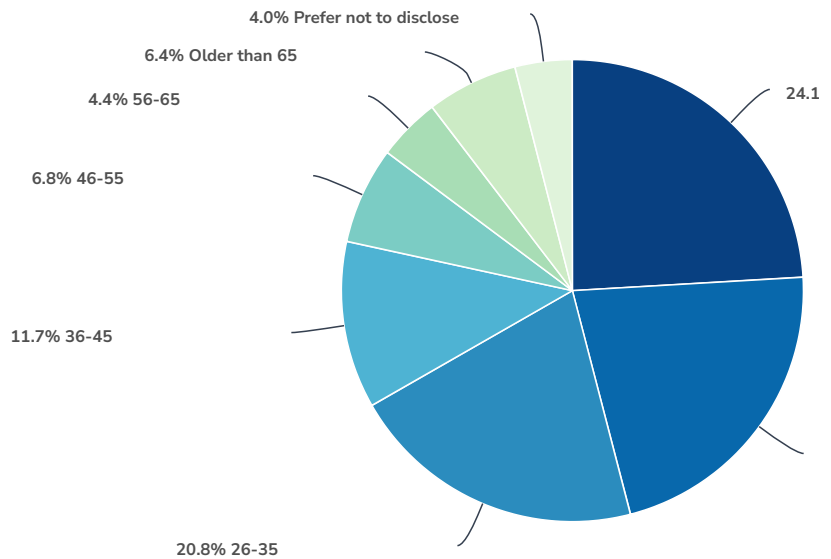


Value	Percent	Responses
Yes	2.0% <div><div></div></div>	9

Totals: 440

Value	Percent	Responses
No	94.8% <div><div></div></div>	417
Prefer not to disclose	3.2% <div><div></div></div>	14
		Totals: 440

61. Please tell us your age



Value	Percent	Responses
18-20	24.1% <div><div></div></div>	109
21-25	21.9% <div><div></div></div>	99
26-35	20.8% <div><div></div></div>	94
36-45	11.7% <div><div></div></div>	53
46-55	6.8% <div><div></div></div>	31
56-65	4.4% <div><div></div></div>	20
Older than 65	6.4% <div><div></div></div>	29
Prefer not to disclose	4.0% <div><div></div></div>	18
		Totals: 453

