



Enrollment Update

Board of Trustees Meeting
May 2026

Spring 2026

As of May 5, 2026

Spring 2026

- ▶ Total Spring **HEADCOUNT** Down
 - ▶ ↓ 0.19% from last Spring
- ▶ Spring **CREDIT FTES** Up
 - ▶ ↑ 1.93% from last Spring
- ▶ Spring **NON-RESIDENT FTES** Down
 - ▶ ↓ 9.85% from last Spring



Current Progress Toward Annual SEM Target

	SEM 2022-2027 Original Targets	Forecasted at Tentative for 2025-26	Forecasted at Adopted for 2025-26	2025-26 Growth/Decline <i>(trend as of 5/5/2026)</i>
Credit FTES	↑ 3% annual growth	↑ 2.50% growth	0.00% growth/decline	↓ 0.10%
Noncredit FTES	↑ 5% annual growth	↑ 3.00% growth	↑ 2.74% growth	↑ 3.61%
Non-Resident FTES	↑ 5% annual growth	↓ 6.99% decline	↓ 7.03% decline	↓ 9.66%

Summer and Fall 2026

As of May 5, 2026

Summer 2026

▶ Total Summer **HEADCOUNT** Down

▶ ↓ 11.26% from last Summer

▶ Summer **CREDIT FTES** Down

▶ ↓ 2.91% from last Summer

▶ Summer **NON-RESIDENT FTES** Down

▶ ↓ 19.71% from last Summer

Fall 2026

▶ Total Fall **HEADCOUNT** Down

▶ ↓ 10.45% from last Fall

▶ Fall **CREDIT FTES** Down

▶ ↓ 6.56% from last Fall

▶ Fall **NON-RESIDENT FTES** Down

▶ ↓ 21.67% from last Fall

Enrollment Fraud

Who is Affected?



Legitimate Students

- Blocked from needed classes
- Delayed processing and aid
- Reduced access to resources



Faculty

- Time identifying fraudsters
- Increased administrative burden



Colleges

- Financial losses
- Security costs
- Redirection of staff resources
- Operational strain



Taxpayers

- Misused federal/state funds
- Wasted resources

Enrollment Fraud

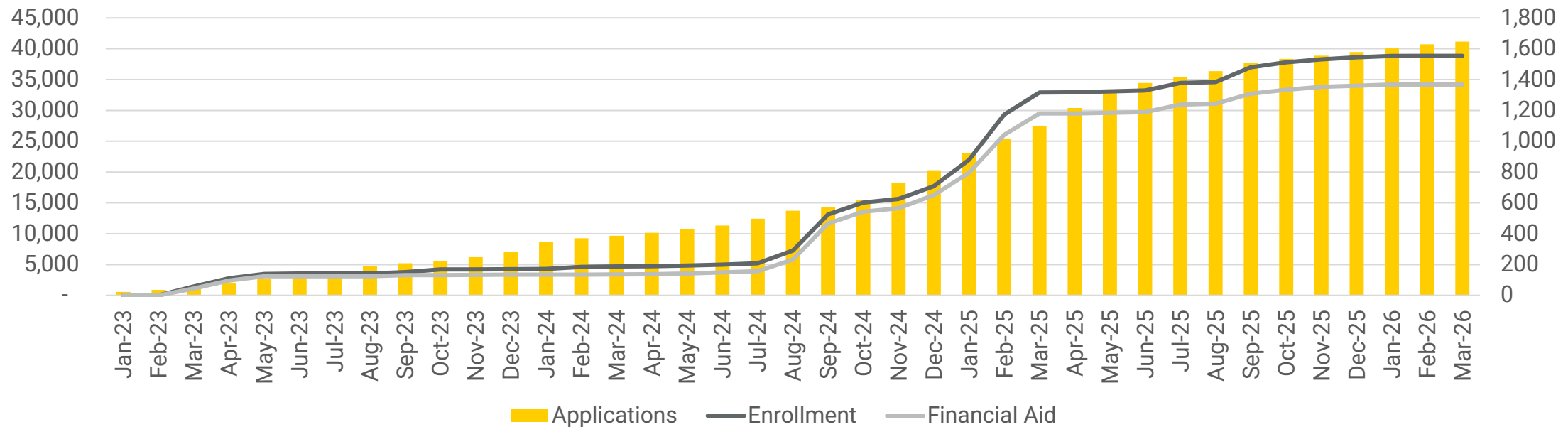
Scope at SMC

41,147
 Fraudulent
 Applications
 Since Feb
 2023

	Applications	Enrolled	Financial Aid
2026*	1,698	9	8
2025	19,163	836	710
2024	13,217	539	516
2023	7,069	170	134
Total	41,147	1,554	1,368

*Through March 2026

Application, Enrollment, and FAFSA Fraud Rolling Sum (1 = 1 Fraudster Case)

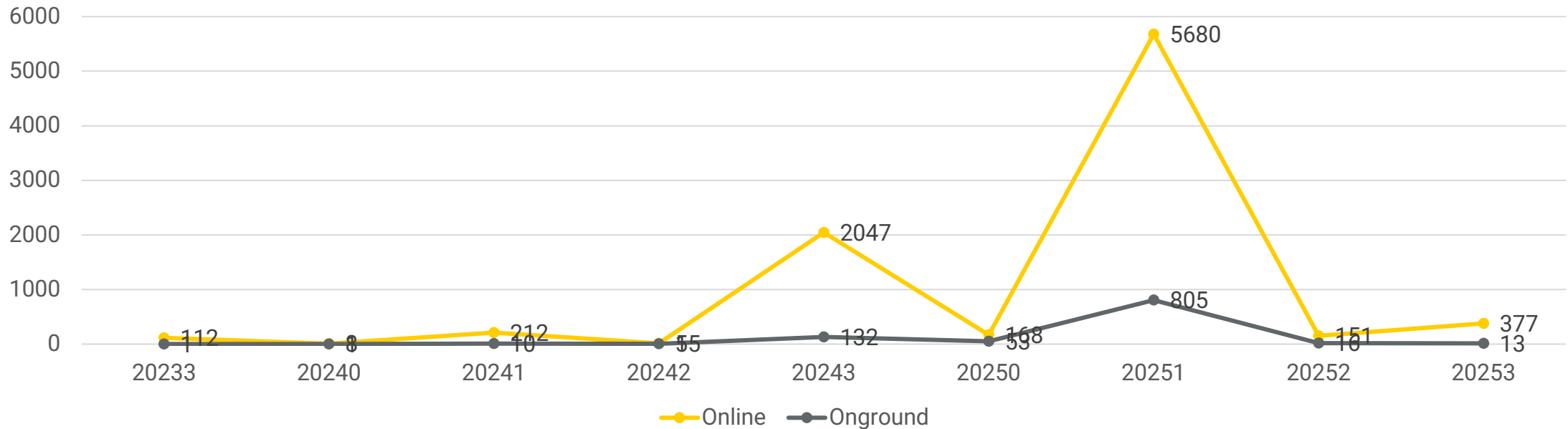


Enrollment Fraud

Scope by Semester & Online Status

89%
Fraudulent
Online Class
Enrollment
Feb 2023-Dec
2025

Fraudulent Class Enrollments by Semester

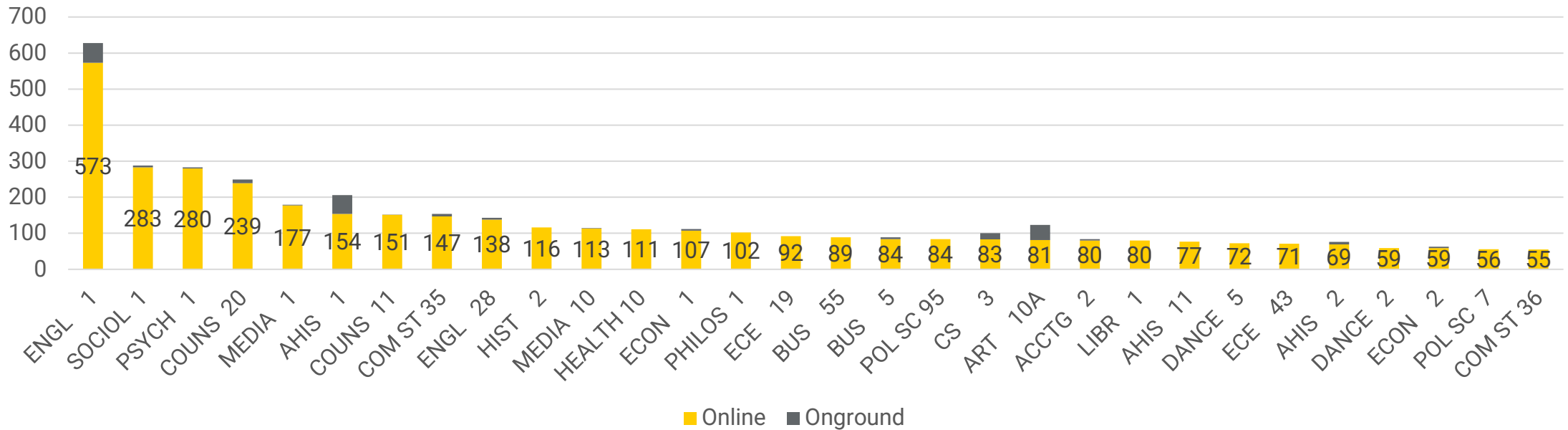


Enrollment Fraud

Scope Across Classes by Online Status

9,782
Fraudulent
Class
Enrollments
Feb 2023-Dec
2025

Fraudulent Class Enrollments - Top 30 – Since February 2023



Enrollment Fraud

Countermeasures

Multi-Layered/Cross Functional Approach

- Spam Application Review
- ClassGuard Report
- LexisNexis Risk Solutions (pilot and expansion)
- N2N LightLeap AI Implementation (Model 1, 2 & 3)
- Implementation of Secondary ID Verification Process
- Instructor and Staff Reporting
 - Department Presentations
- U.S. Dept. of Education Real Time Identity Screening for FAFSA Application



Strategic Enrollment Management (SEM) Plan
Resources and Updates

smc.edu/SEM