

# Student Access to Technology No Open-Ended

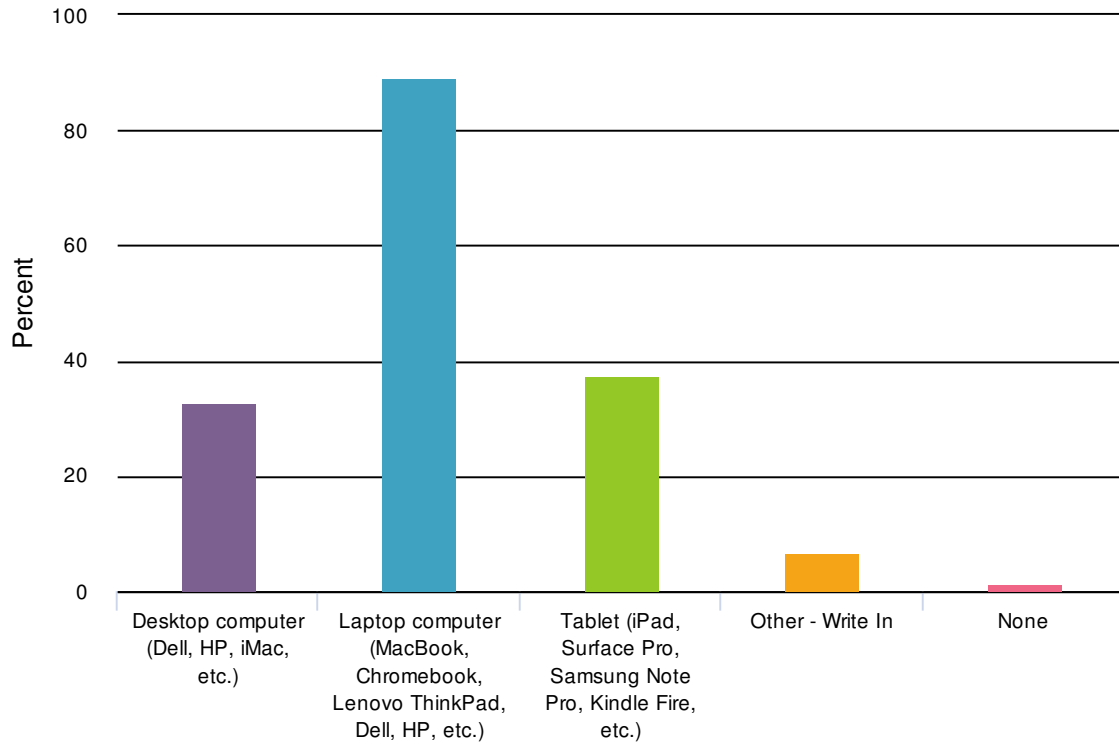
## Response Counts



---

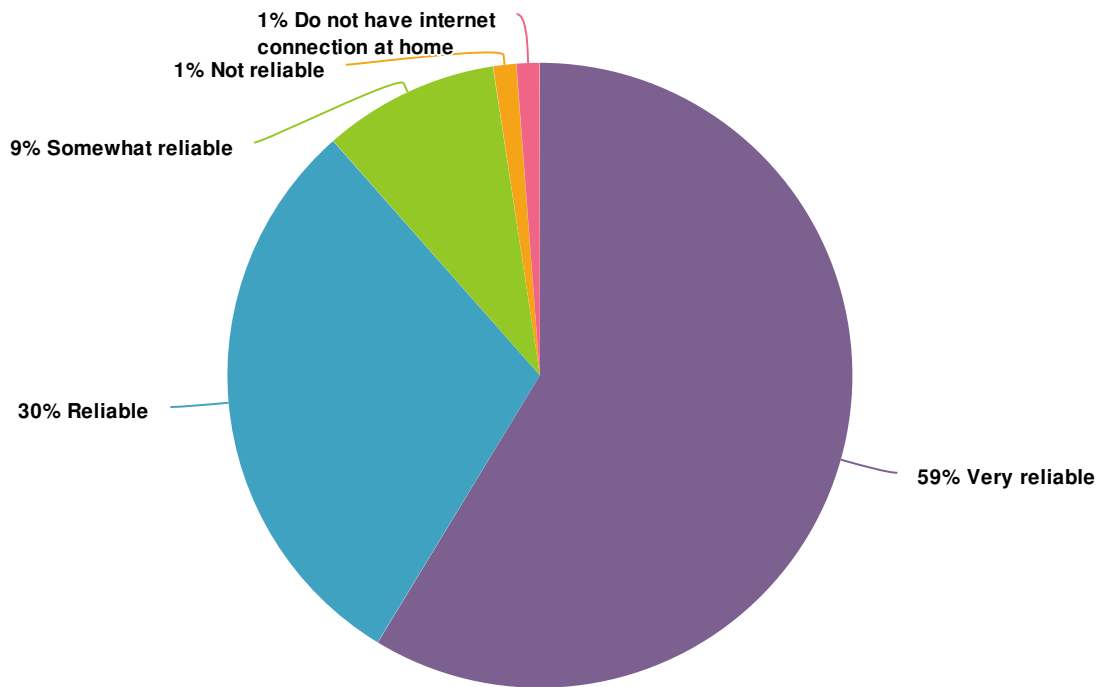
Totals: 7,431

1. What type of technology do you have available for personal use from home?  
Check all that apply.



Value	Percent	Responses
Desktop computer (Dell, HP, iMac, etc.)	32.9%	2,433
Laptop computer (MacBook, Chromebook, Lenovo ThinkPad, Dell, HP, etc.)	89.2%	6,598
Tablet (iPad, Surface Pro, Samsung Note Pro, Kindle Fire, etc.)	37.4%	2,770
Other - Write In	6.7%	494
None	1.5%	112

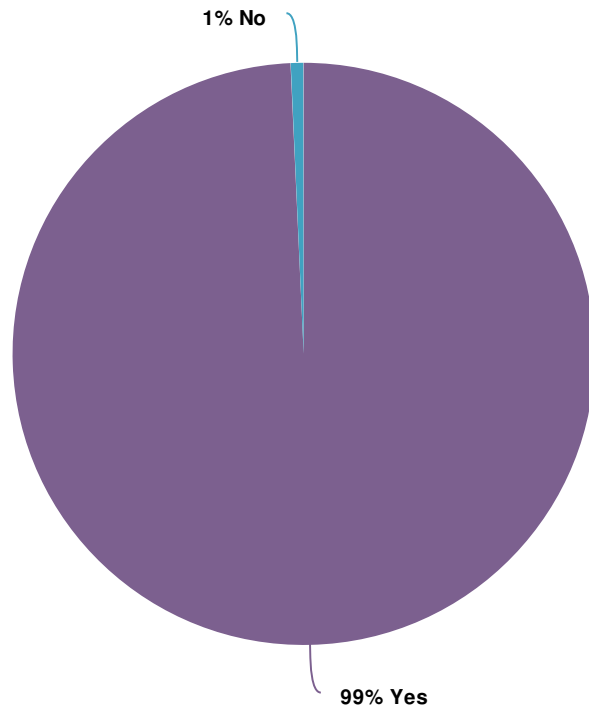
## 2. How reliable is your internet access at home?



Value	Percent	Responses
Very reliable	58.7%	4,339
Reliable	29.8%	2,206
Somewhat reliable	9.1%	674
Not reliable	1.2%	89
Do not have internet connection at home	1.2%	87

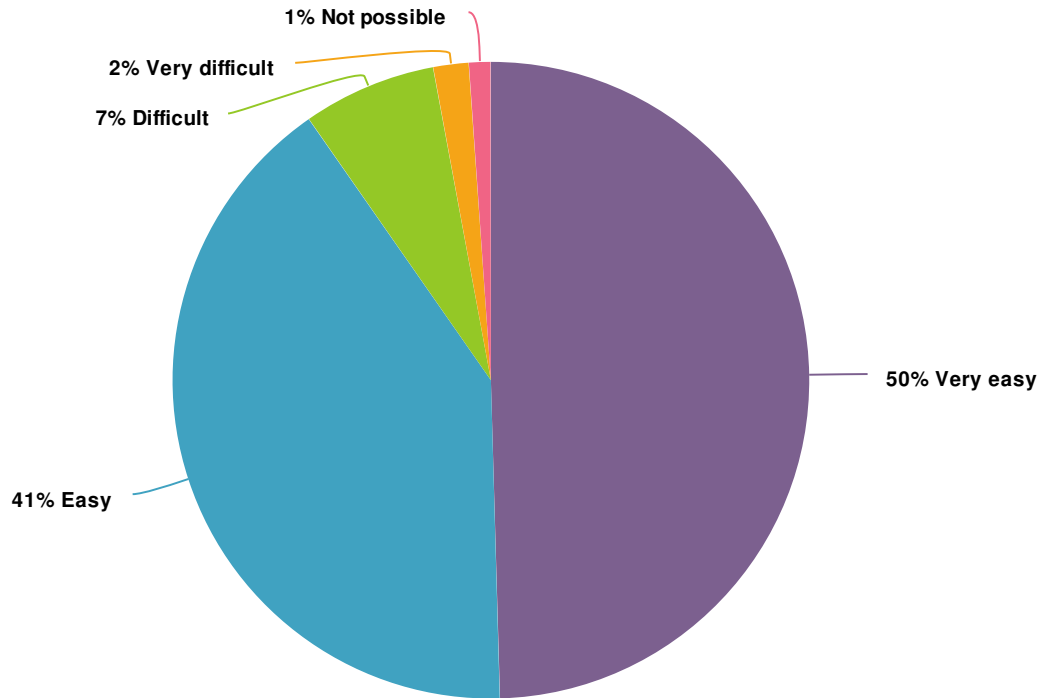
Totals: 7,395

### 3. Do you have a personal Smartphone (iPhone, Galaxy, Google Pixel, etc.)?



Value	Percent	Responses
Yes	99.3%	7,333
No	0.7%	55
		<b>Totals: 7,388</b>

4. How difficult would it be for you to join a virtual classroom (access online course materials or participate in class meetings conducted remotely via video and phone conferencing tools such as Zoom, Skype, Google Hangouts, etc.)?



Value	Percent	Responses
Very easy	49.6%	3,666
Easy	40.8%	3,015
Difficult	6.8%	499
Very difficult	1.8%	131
Not possible	1.1%	79

Totals: 7,390