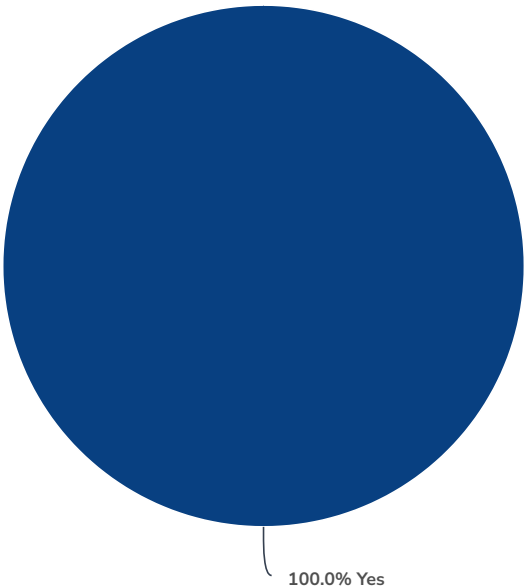


Report for CCC Online Ed - Faculty Survey - Fall 2024 - Santa Monica College

Response Counts

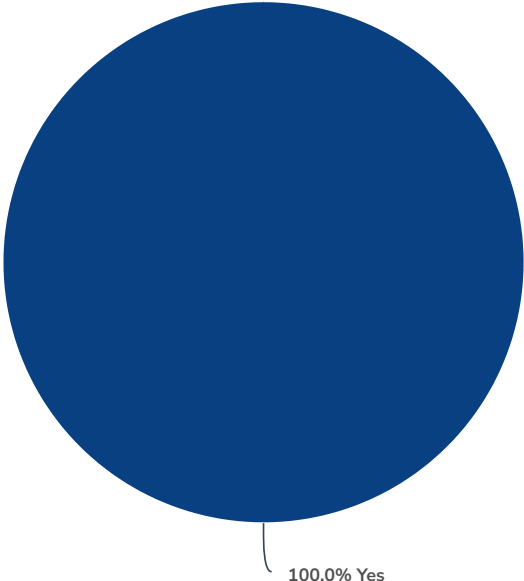
Completion Rate:	80%	
	Complete	160
	Partial	40
		Totals: 200

1. Do you voluntarily consent to participate in this survey?



Value	Percent	Responses
Yes	100.0%	200
		Totals: 200

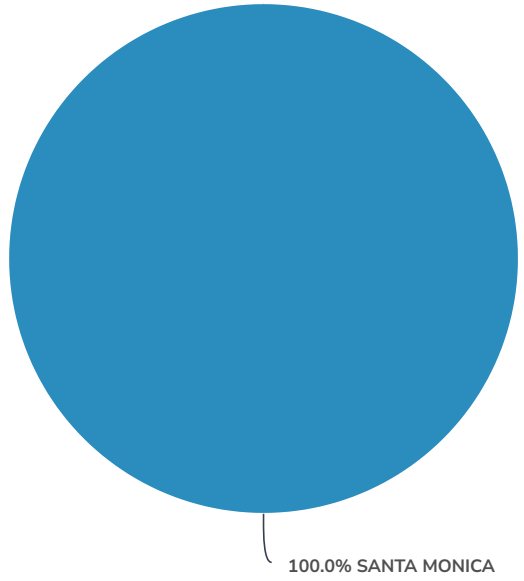
2. Are you currently teaching at a California community college?



100.0% Yes

Value	Percent	Responses
Yes	100.0% <div></div>	200
		Totals: 200

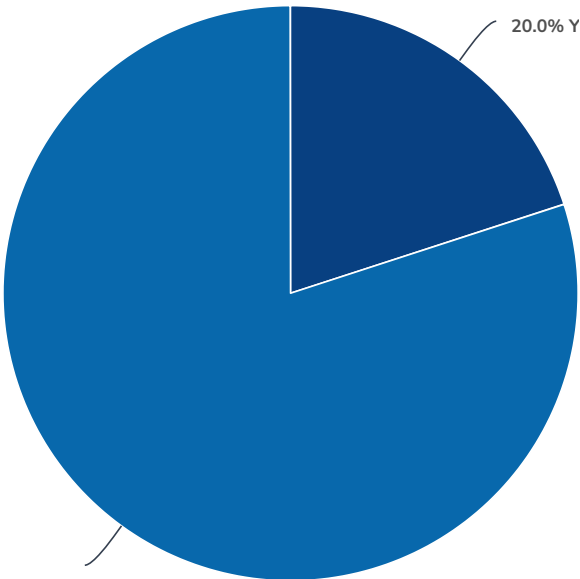
3. What California community college do you primarily work at?



100.0% SANTA MONICA COLLEGE

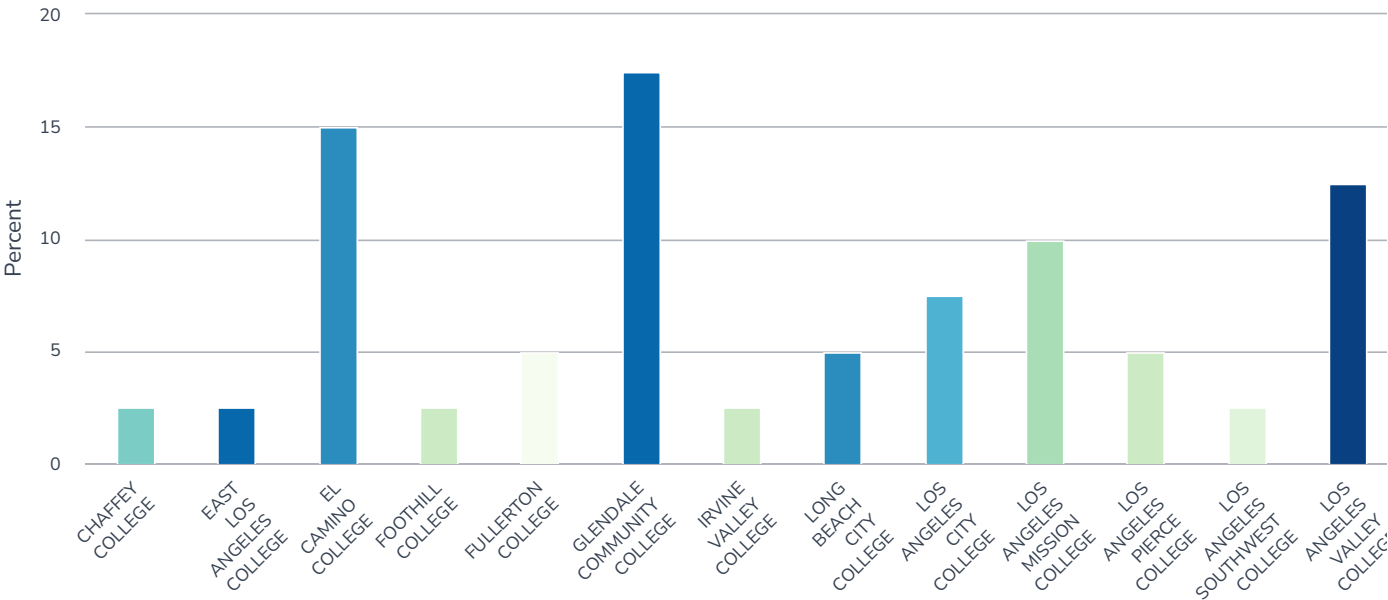
Value	Percent	Responses
SANTA MONICA COLLEGE	100.0% <div></div>	200
		Totals: 200

4. Do you work at any other community colleges?



Value	Percent	Responses
Yes	20.0%	40
No	80.0%	160
Totals: 200		

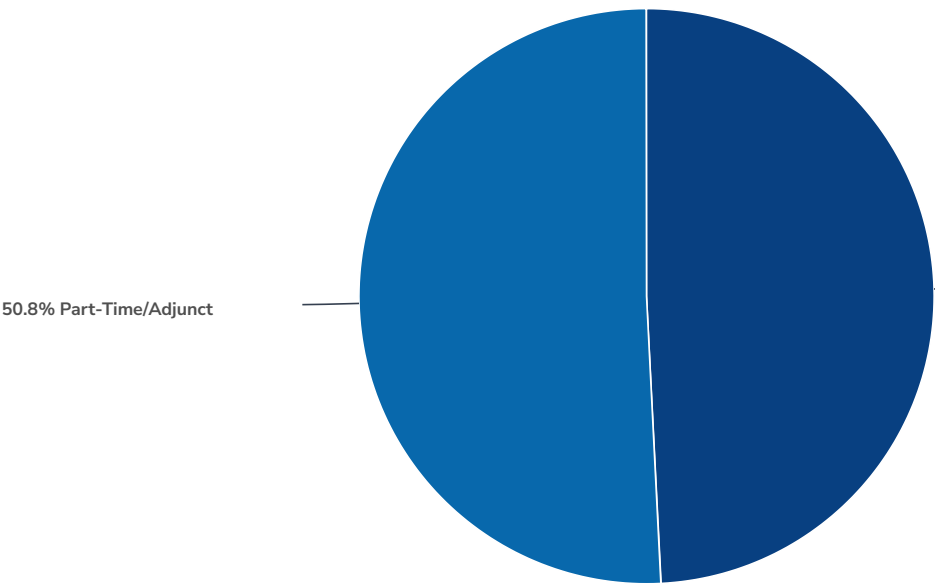
5. Please mark any other colleges you work at.



Value	Percent	Responses
EL CAMINO COLLEGE	15.0%	6

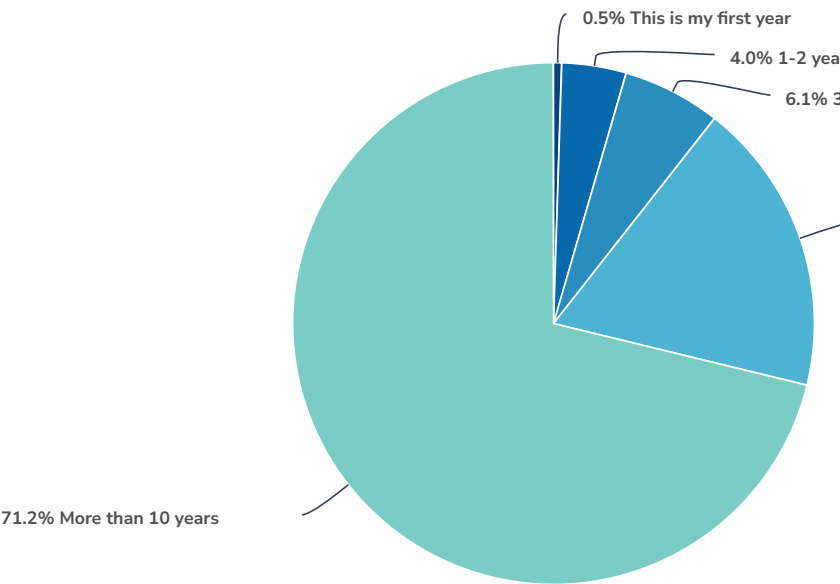
Value	Percent	Responses
FULLERTON COLLEGE	5.0% <div><div></div></div>	2
GLENDALE COMMUNITY COLLEGE	17.5% <div><div></div></div>	7
LONG BEACH CITY COLLEGE	5.0% <div><div></div></div>	2
LOS ANGELES CITY COLLEGE	7.5% <div><div></div></div>	3
LOS ANGELES MISSION COLLEGE	10.0% <div><div></div></div>	4
LOS ANGELES PIERCE COLLEGE	5.0% <div><div></div></div>	2
LOS ANGELES VALLEY COLLEGE	12.5% <div><div></div></div>	5
MT. SAN ANTONIO COLLEGE	5.0% <div><div></div></div>	2
PASADENA CITY COLLEGE	7.5% <div><div></div></div>	3
SADDLEBACK COLLEGE	5.0% <div><div></div></div>	2
<u>All Others (click to expand) ▾</u>	<div><div></div></div>	25.0% 10

### 6. What is your current teaching status?



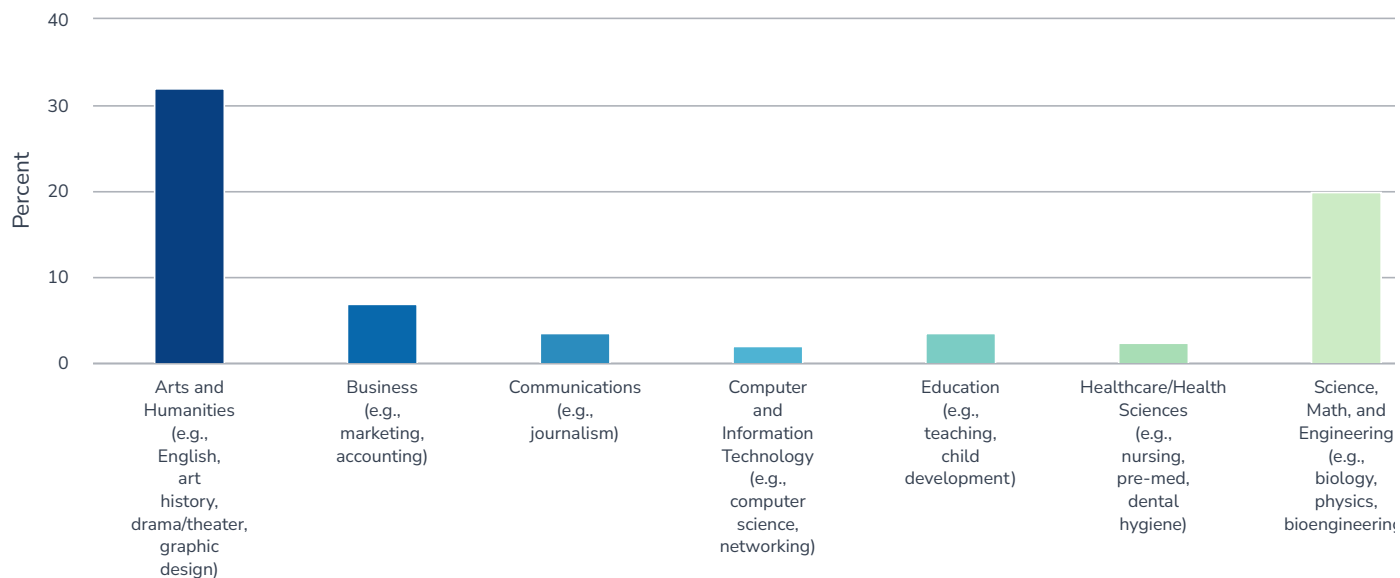
Value	Percent	Responses
Full-Time	49.2% <div><div></div></div>	98
Part-Time/Adjunct	50.8% <div><div></div></div>	101
		Totals: 199

7. How long have you been teaching at the community college level?



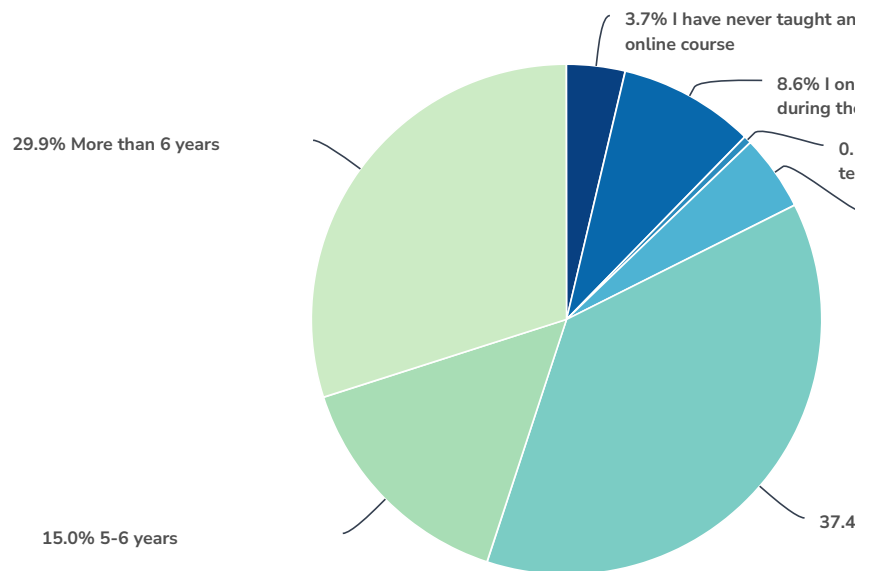
Value	Percent	Responses
This is my first year	0.5% <div><div></div></div>	1
1-2 years	4.0% <div><div></div></div>	8
3-5 years	6.1% <div><div></div></div>	12
6-10 years	18.2% <div><div></div></div>	36
More than 10 years	71.2% <div><div></div></div>	141
		Totals: 198

8. What discipline do you teach in?



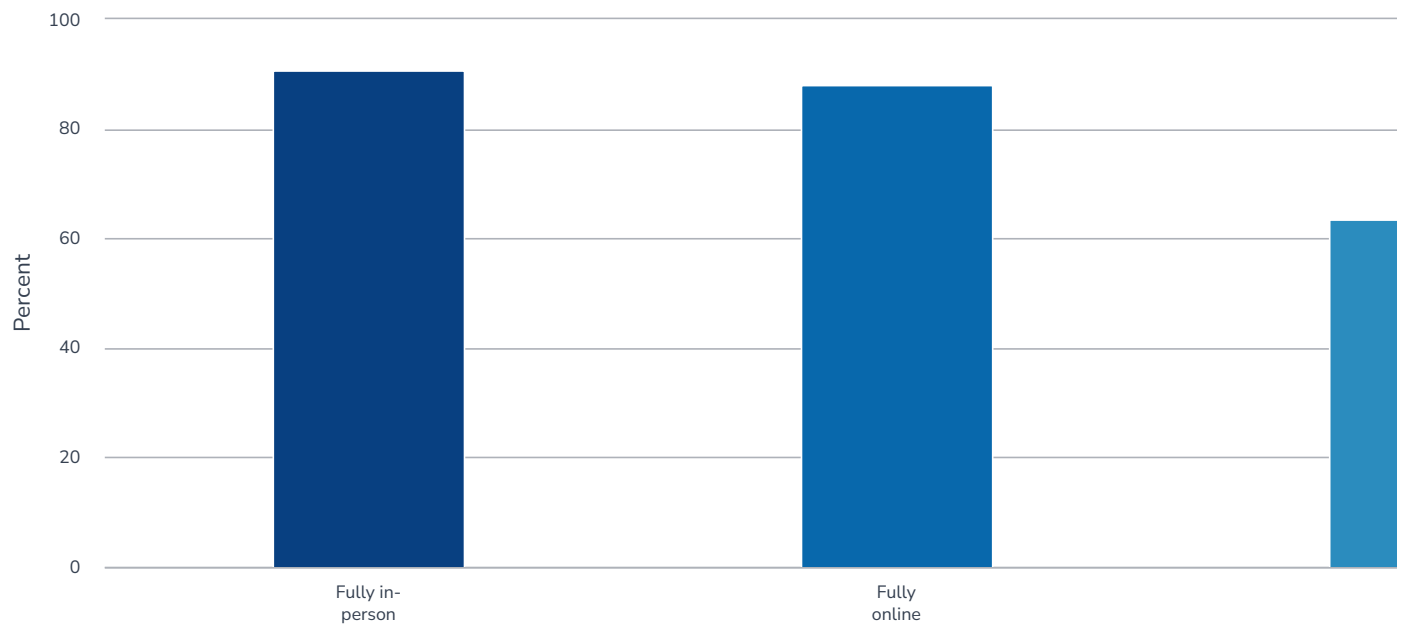
Value	Percent	Responses
Arts and Humanities (e.g., English, art history, drama/theater, graphic design)	32.0% <div><div></div></div>	64
Business (e.g., marketing, accounting)	7.0% <div><div></div></div>	14
Communications (e.g., journalism)	3.5% <div><div></div></div>	7
Computer and Information Technology (e.g., computer science, networking)	2.0% <div><div></div></div>	4
Education (e.g., teaching, child development)	3.5% <div><div></div></div>	7
Healthcare/Health Sciences (e.g., nursing, pre-med, dental hygiene)	2.5% <div><div></div></div>	5
Science, Math, and Engineering (e.g., biology, physics, bioengineering)	20.0% <div><div></div></div>	40
Social Science and Human Services (e.g., psychology, sociology, political science, history)	10.5% <div><div></div></div>	21
Faculty Counselor	7.5% <div><div></div></div>	15
Faculty Librarian	0.5% <div><div></div></div>	1
<u>Other - Write In (click to view).</u>	16.0% <div><div></div></div>	32

9. In your time teaching at a California community college overall, how long have you been teaching courses that have an online component?



Value	Percent	Responses
I have never taught an online course	3.7% <input type="text"/>	7
I only taught courses online during the pandemic	8.6% <input type="text"/>	16
This is my first year teaching an online course	0.5% <input type="text"/>	1
1-2 years	4.8% <input type="text"/>	9
3-4 years	37.4% <input type="text"/>	70
5-6 years	15.0% <input type="text"/>	28
More than 6 years	29.9% <input type="text"/>	56
		Totals: 187

10. In your time teaching at a community college overall/ever, have you taught courses in any of the following modalities? (Check all that apply)



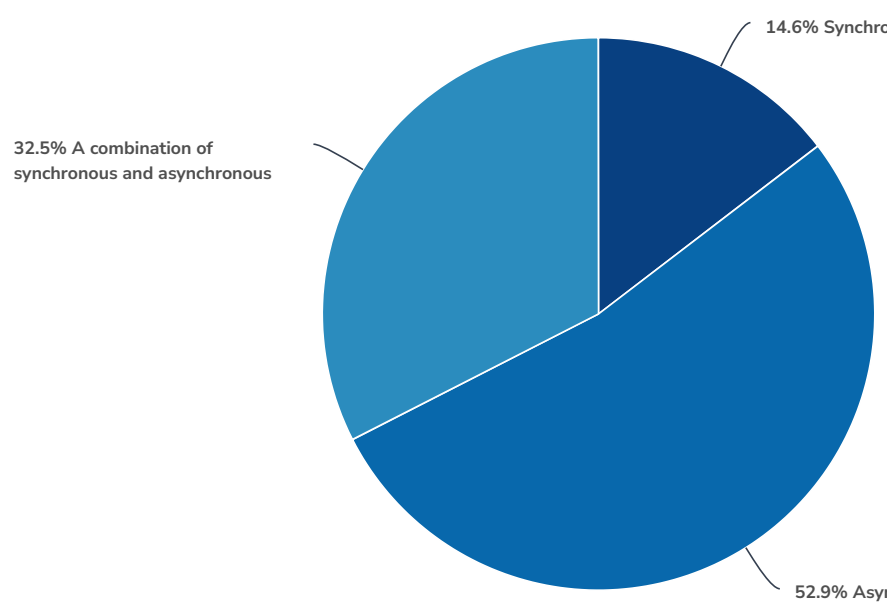
Value	Percent	Responses
Fully in-person	90.9% <div><div></div></div>	170
Fully online	88.2% <div><div></div></div>	165
Hybrid	63.6% <div><div></div></div>	119
Hyflex	10.7% <div><div></div></div>	20

11. In the past year, how many distinct courses (not sections) have you taught in each of the following modalities? (Note: If you have not taught in a given modality, select '0')

	0	1	2-3	4+	Responses
<b>Fully in-person</b>					
Count	73	33	40	39	185
Row %	39.5%	17.8%	21.6%	21.1%	
<b>Fully online</b>					
Count	51	33	44	57	185
Row %	27.6%	17.8%	23.8%	30.8%	
<b>Hybrid</b>					
Count	101	30	33	20	184
Row %	54.9%	16.3%	17.9%	10.9%	
<b>Hyflex</b>					
Count	170	3	7	1	181
Row %	93.9%	1.7%	3.9%	0.6%	
<b>Totals</b>					
Total Responses					185

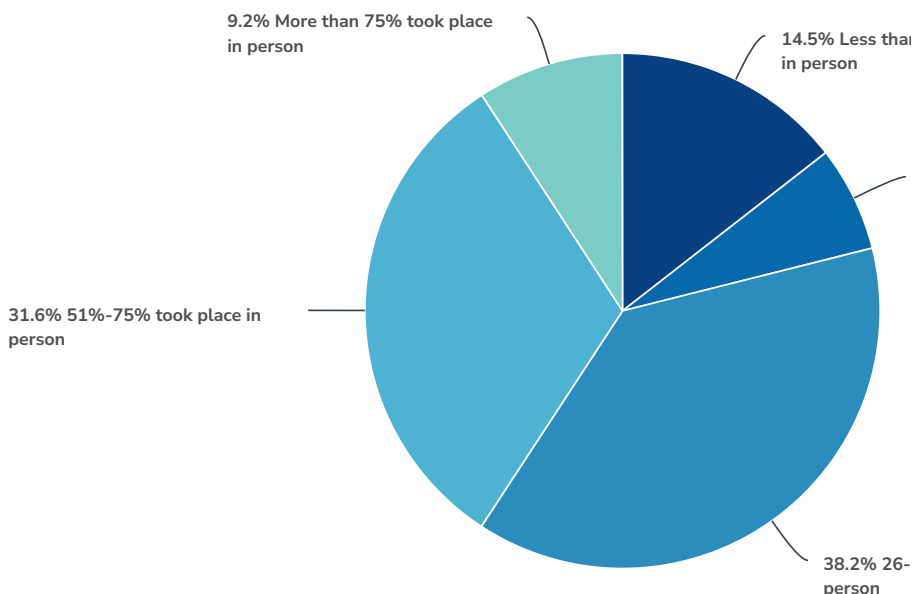


12. In the courses you have taught with an online component in the past year, which of the following elements did the course include?



Value	Percent	Responses
Synchronous	14.6% <div></div>	23
Asynchronous	52.9% <div></div>	83
A combination of synchronous and asynchronous	32.5% <div></div>	51
		Totals: 157

13. Thinking only of the hybrid course(s) you have taught in the past year, on average, what proportion of the learning experience took place in person?



Value	Percent	Responses
Less than 10% took place in person	14.5% <div><div></div></div>	11
10-25% took place in person	6.6% <div><div></div></div>	5
26-50% took place in person	38.2% <div><div></div></div>	29
51%-75% took place in person	31.6% <div><div></div></div>	24
More than 75% took place in person	9.2% <div><div></div></div>	7
		<b>Totals: 76</b>

14. When considering a hybrid course, what proportions do you believe are the best combination of modalities? (Percentages should equal 100%)

Item	Average	Min	Max	StdDev	Sum	Total Responses
Online: synchronous	27.4	0.0	100.0	24.1	3,010.0	110
Online: asynchronous	43.8	0.0	100.0	24.1	6,125.8	140
In person	49.9	0.0	100.0	22.6	7,290.3	146

15. Are you aware of the California Virtual Campus (CVC) Exchange?

Chart Loading

---

16. Are any of your courses on the Exchange?

Chart Loading

---

17. Would you be interested in teaching a course with an online component in the future (either hybrid, hyflex or fully online)?

Chart Loading

---

18. How interested would you be in teaching each of the following types of courses?

Chart Loading

---

19. Are any of the following true regarding why you have not taught any courses with an online component in the past year? (Check all that apply)

Chart Loading

---

20. What would you need to feel comfortable teaching online courses and/or to make online courses more appealing?

Chart Loading

---

21. How do you feel about each of the following teaching modalities?

Chart Loading

---

22. Have any of the following been a challenge for you when teaching courses with an online component or have kept you from teaching courses online? (Check all that apply)

Chart Loading

---

23. Do you provide online learner preparation tools/resources to your students?

Chart Loading

---

24. Which online learner preparation tools/resources do you provide your students? (Check all that apply)

Chart Loading

---

25. Do you require students to leverage online learner preparation tools/resources for your course?

Chart Loading

---

26. In your online courses, which information do you provide at the start of the course to help orient students to the class? (Check all that apply)

Chart Loading

---

27. What technology are you using to facilitate learning in your classes? (Check all that apply)



Chart Loading

---

28. Do you allow the use of Artificial Intelligence (AI) in your courses?

Chart Loading

---

29. How do you believe AI technology impacts the learning experience for students?

Chart Loading

---

30. What tools and technology do you need to enhance your online teaching (be it related to AI or otherwise)?

Chart Loading

---

31. In your online course(s), which of the following practices are included? (check all that apply)

Chart Loading

---

32. In your online courses, which of the following practices are implemented around how you structure the learning experience? (check all that apply)

Chart Loading

---

33. In your online courses, which of the following assessment practices are implemented? (check all that apply)

Chart Loading

---

34. In your online courses, which support services do you connect students to (i.e., provide information in the syllabus, first week module or other location in the LMS)? Check all that apply

Chart Loading

---

35. How do you connect students to support services? (Check all that apply)

Chart Loading

---

36. Have you participated in any training/professional development to support your online pedagogy?

Chart Loading

---

37. What types of training/professional development have you participated in to support your online pedagogy? Check all that apply.

Chart Loading

---

38. What additional professional development topics would you like to be available to support your teaching in an online environment?

Chart Loading

---

39. What recommendations would you have for improving online education for CCC students?  
Note: this may be in the classroom, at the college, and/or at the state level.

Chart Loading

---

40. Please mark the race/ethnicity with which you identify. (Mark all that apply) In each option there is a textbox where you can provide more detail on your background.

Chart Loading

---

41. What best describes your gender identity?

Chart Loading

---

42. Do you have any disabilities (either physical or cognitive)?

Chart Loading

---

43. Please tell us your age.



Chart Loading

---

This is a report for "CCC Online Ed - Faculty Survey - Fall 2024" (Survey #7907996)