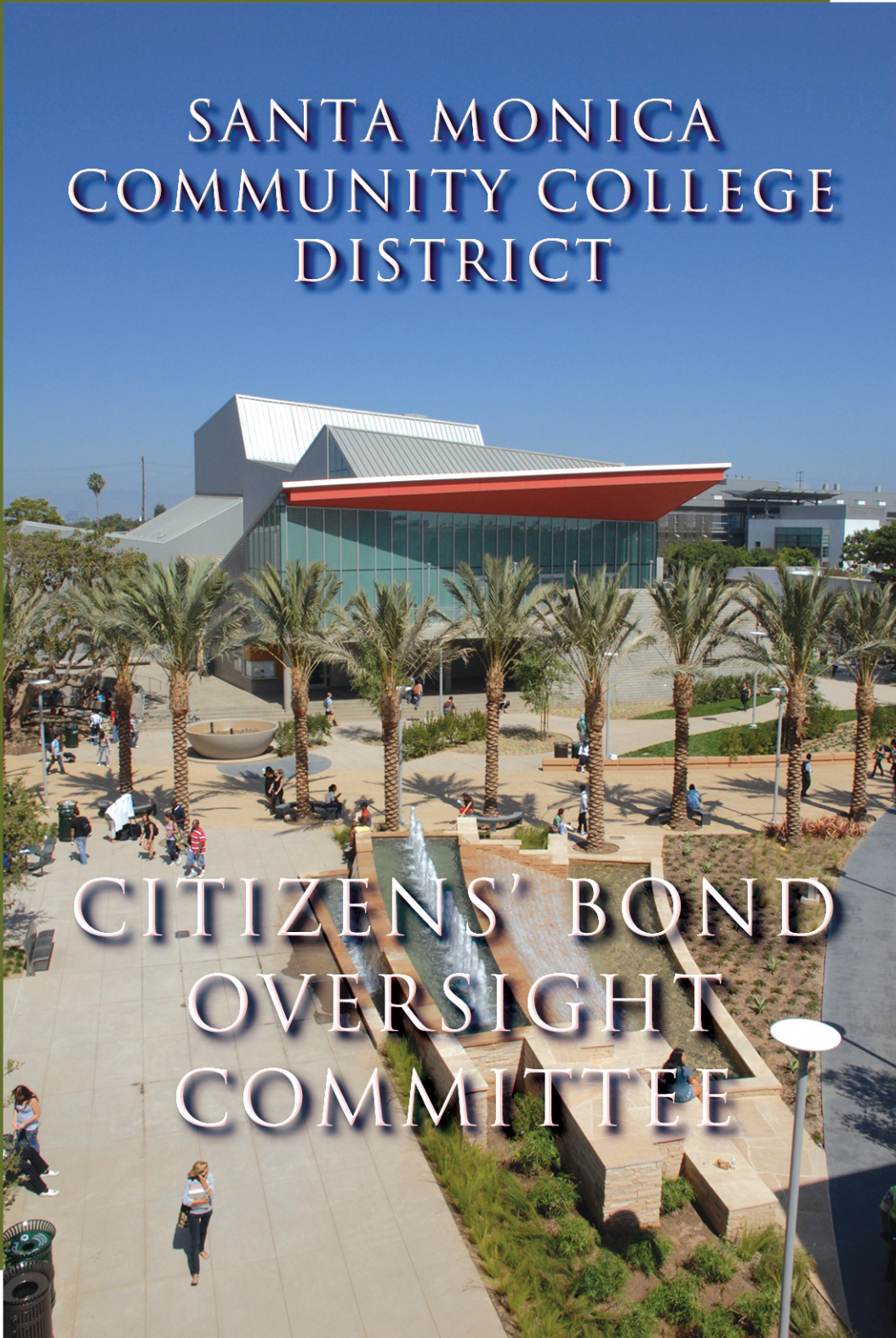


SANTA MONICA COMMUNITY COLLEGE DISTRICT

CITIZENS' BOND OVERSIGHT COMMITTEE





Santa Monica Community College District

CITIZENS' BOND OVERSIGHT COMMITTEE

ANNUAL REPORT, 2011-2012

Submitted to the
Santa Monica Community College District
BOARD OF TRUSTEES

Dr. Margaret Quiñones-Perez, Chair
Dr. Nancy Greenstein, Vice-Chair
Dr. Susan Aminoff
Judge David Finkel (Ret.)
Louise Jaffe
Rob Rader
Dr. Andrew Walzer
Michelle Olivarez, Student Trustee

**CITIZENS' BOND OVERSIGHT COMMITTEE
2011-2012**

Bruce Sultan, Chair
Todd Flora, Vice-Chair
Corin Kahn
Nimish Patel
Christine Thornton
Harrison Wills

Staff Support

Greg Brown, Director of Facilities/Planning
Charlie Yen, Director of Contracts
Lisa Rose, Committee Coordinator



TABLE OF CONTENTS

Page No.

Statement of Compliance

Measure U 3
Measure S 4
Measure AA 5

Citizens' Bond Oversight Committee Proceedings and Activities 6

Minutes of Meetings

July 20, 2011 (*no meeting held due to lack of quorum*)
October 19, 2011 7
January 18, 2012 10
April 18 2012 12

Capital Outlay Program – Bond Project Descriptions and Project Status 15

Measure U Reports

Bond Budget..... 25
Project Schedule..... 25
Expenditures 27

Measure S Reports

Bond Budget..... 36
Project Schedule..... 37
Expenditures 38

Measure AA Reports

Bond Budget..... 47
Project Schedule..... 48
Expenditures 49

Bond Sales/Expenses Report..... 58

SMC Bond Program Contractor List..... 59



Santa Monica Community College District
Citizens' Bond Oversight Committee

ANNUAL REPORT, 2011-2012

STATEMENT OF COMPLIANCE
MEASURE U FUNDS

This Annual Report is submitted to the Board of Trustees by the Santa Monica Community College District Citizens' Bond Oversight Committee.

The Committee advises that, to the best of its knowledge, the Santa Monica Community College District is in compliance with the requirements in Article XIII A, Section 1(b)(3) of the California Constitution. In particular, bond revenue has been expended only for the purposes so described in Measure U and no funds were used for any teacher or administrative salaries or other operating expenses as prohibited by Article XIII A, Section 1(b)(3)(a) of the California Constitution.

Respectfully Submitted:

Bruce Sultan, Chair
Citizens' Bond Oversight Committee

Date:



Santa Monica Community College District
Citizens' Bond Oversight Committee

ANNUAL REPORT, 2011-2012

STATEMENT OF COMPLIANCE
MEASURE S FUNDS

This Annual Report is submitted to the Board of Trustees by the Santa Monica Community College District Citizens' Bond Oversight Committee.

The Committee advises that, to the best of its knowledge, the Santa Monica Community College District is in compliance with the requirements in Article XIII A, Section 1(b)(3) of the California Constitution. In particular, bond revenue has been expended only for the purposes so described in Measure S and no funds were used for any teacher or administrative salaries or other operating expenses as prohibited by Article XIII A, Section 1(b)(3)(a) of the California Constitution.

Respectfully Submitted:

Bruce Sultan, Chair
Citizens' Bond Oversight Committee

Date:



Santa Monica Community College District
Citizens' Bond Oversight Committee

ANNUAL REPORT, 2011-2012

STATEMENT OF COMPLIANCE
MEASURE AA FUNDS

This Annual Report is submitted to the Board of Trustees by the Santa Monica Community College District Citizens' Bond Oversight Committee.

The Committee advises that, to the best of its knowledge, the Santa Monica Community College District is in compliance with the requirements in Article XIII A, Section 1(b)(3) of the California Constitution. In particular, bond revenue has been expended only for the purposes so described in Measure AA and no funds were used for any teacher or administrative salaries or other operating expenses as prohibited by Article XIII A, Section 1(b)(3)(a) of the California Constitution.

Respectfully Submitted:

Bruce Sultan, Chair
Citizens' Bond Oversight Committee

Date:



Santa Monica Community College District
Citizens' Bond Oversight Committee

ANNUAL REPORT, 2011-2012

CITIZENS' BOND OVERSIGHT COMMITTEE
PROCEEDINGS AND ACTIVITIES

Meetings of the Citizens' Bond Oversight Committee

The Committee conducts its meetings in accordance with provisions of the Ralph M. Brown Public Meetings Act, Government Code Sections 54950 *et seq.* Meeting notices and agendas are sent to members of the Committee within the required period of time and are also posted at eight Santa Monica College campus locations and satellite sites.

Meeting notices, agendas, minutes and all documents and reports received by the Committee members are a matter of public record and made available on the SMC website:

<http://www.smc.edu/ACG/CitizensBondOversightCommittee/Pages/Citizens-Bond-Oversight-Committee.aspx>

The SMC Bond Program website is located at: www.smcbondprogram.com

Minutes of the quarterly meetings are included on the following pages.



Santa Monica Community College District
Citizens' Bond Oversight Committee
MEETING – October 19, 2011
MINUTES

A meeting of the Santa Monica Community College District Citizens' Bond Oversight Committee was held on Wednesday, October 19, 2011 in Drescher Hall Room 300-E (the Loft) at Santa Monica College, 1900 Pico Boulevard, Santa Monica, California.

1. CALL TO ORDER - 8:04 a.m.

2. ROLL CALL

Bruce Sultan, Chair – Present
Todd Flora – Absent
Corin Kahn – Present
Nimish Patel – Present
Barry Snell - Present
Christine Thornton – Present
Harrison Wills – Present

Others Present:

Greg Brown, Director of Facilities and Planning
Don Girard, Senior Director, Government Relations/Institutional Communications
Lee Paul, LPI Inc.
Lisa Rose, Committee Coordinator
Charlie Yen, Director, Contracts

3. APPROVAL OF MINUTES – April 20, 2011

Motion was made by Bruce Sultan and seconded by Christine Thornton to approve the minutes of Citizen's Bond Oversight Committee meeting on April 20 2011.

Ayes: 5
Noes: 0
Absent: 1 (Todd Flora)
Abstention 1 (Barry Snell)

4. PUBLIC COMMENTS - None

5. INTRODUCTION OF REAPPOINTED AND NEW MEMBERS

At its meeting on July 5, 2011, the SMCCD Board of Trustees appointed the following members to the Citizens' Bond Oversight Committee, for a two-year term, 2011-2013:

Clarence Chapman (*resigned in August 2011*)
Barry Snell (*first term*)
Bruce Sultan (*second term*)

At its meeting on October 4, 2011, the SMCCD Board of Trustees appointed Harrison Wills as the student representative for a one-year term, 2011-2012.

6. CITIZENS' BOND OVERSIGHT COMMITTEE ANNUAL REPORT, 2010-2011

Motion was made by Christine Thornton and seconded by Harrison Wills to approve the Annual Report 2010-2011. *Unanimously approved.*

7. REPORTS and DISCUSSION

A schedule of bond construction projects was distributed by Lee Paul, construction program manager. The schedule is arranged by campus sites and includes renderings of the projects that are still in the design phase. The last page shows the construction schedule of all the bond projects, 2012-2017.

Reports Submitted

Measure U

- Project Schedule
- Budget
- Expenditures

Measure S

- Project Schedule
- Budget
- Expenditures

Measure AA

- Project Schedule
- Budget
- Expenditures

Bond Sales/Expenses Report

Highlights of Bond Construction Projects

- The design approval process for the Student Services project experienced significant delay in the Los Angeles Office of the Department of the State Architect (DSA). The entire project has now been transferred to the San Diego Office where they have a better understanding of the project. It is hoped that DSA approval will be granted by February or March 2012 and construction will begin by Summer 2012.
- AET Campus: DSA approval of the parking structure is expected this week, and the District will be going to out to bid immediately for construction to start in January 2012.
- Performing Arts Center East Wing (Measure AA): The planning process is close to completion and construction will begin in 2012.
- Information Technology Relocation: The design phase is close to completion, the project will go to DSA for approval, and construction will begin in 2012.
- Math/Science Building (Measure AA): 40 percent of this project was to be funded by the State. However, the State is not preparing a construction priority list for next year's budget. Therefore, the District will need to look other ways to fund this project and/or restructure the prioritization of bond construction projects within the confines of the bond language. The history of bonds is that funds run out, projects are reprioritized, and/or nothing happens for awhile. The District can shift funds from project to project, but not necessarily from bond to bond. The information from the state was just received four days ago, and it will take awhile to reprioritize the projects. The financial calculations on the Math/Science project will need to be redone since the initial estimates were made when construction costs were very high and have since decreased. All constituencies will need to be consulted. The planning process will take up to two years.

Financial Report

- The Bond Sales/Expenses report includes the 2010-2011 final report and first quarter 2011-2012 report. At this time, most construction projects are in the planning stage. Expenses will increase when construction projects begin.
- Tax-exempt bonds are issued as the need is projected and unspent funds are held by L.A. County and earn interest. Interest earned on funds not spent within three years may be subject to arbitrage calculations. In general, arbitrage is earned when the gross proceeds of an issue earn an investment yield that is materially higher than the yield on the bonds of the issue. In order to keep the bonds tax-exempt status a rebate of the excess interest income may be required to be made to the U.S. Department of the Treasury.
- The audit reports will be presented to the CBOC at the January 2012 meeting.

Articles on Los Angeles Community College District Bond Construction Program

The Los Angeles Times published another article on problems experienced by Los Angeles Community College District Bond Construction Program. There are various investigations taking place, and an audit released by the State Controller is critical of certain procedures by the LACCD. In addition, several of their major construction contracts are being cancelled.

There are numerous differences on how the SMCCD approaches its bond projects, compared to LACCD. Staff reported on the District's practices that result in a successful, positive and transparent bond construction program.

8. SCHEDULE OF MEETINGS, 2011-2012

Wednesdays at 8 a.m.
January 18, 2012
April 18, 2012

9. ADJOURNMENT - 9:11 a.m.

The next meeting of the Citizens' Bond Oversight Committee will be held on Wednesday, January 18, 2012 at 8 a.m. (*location to be determined*).



Santa Monica Community College District
Citizens' Bond Oversight Committee
MEETING – January 18, 2012
MINUTES

A meeting of the Santa Monica Community College District Citizens' Bond Oversight Committee was held on Wednesday, January 18, 2012 in Drescher Hall Room 300-E (the Loft) at Santa Monica College, 1900 Pico Boulevard, Santa Monica, California.

I. CALL TO ORDER - 8:09 a.m.

2. ROLL CALL

Bruce Sultan, Chair – Present
Todd Flora – Present
Corin Kahn – Present
Nimish Patel – Absent
Barry Snell - Present
Christine Thornton – Present
Harrison Wills – Absent

Others Present:

Sara Banda, representing Vicenti Lloyd & Stutzman, LLP
Greg Brown, Director of Facilities and Planning
Don Girard, Senior Director, Government Relations/Institutional Communications
Lee Paul, LPI Inc.
Lisa Rose, Committee Coordinator
Charlie Yen, Director, Contracts

3. APPROVAL OF MINUTES – October 19, 2011

Motion was made by Christine Thornton and seconded by Corin Kahn to approve the minutes of Citizen's Bond Oversight Committee meeting on October 19, 2011. *Unanimously approved.*

4. CONFLICT OF INTEREST FORMS

Members were reminded to sign and submit their Conflict of Interest forms for 2012.

5. REPORTS and DISCUSSION

2010-2011 Prop 39 Financial Audit and Performance Audit Reports

Sara Banda, representing the District's auditing firm of Vicenti Lloyd & Stutzman, LLP, and Chris Bonvenuto, Director of Fiscal Services, provided an overview of the 2010-2011 Prop 39 Financial Audit and Performance Audit Reports. The Auditor indicated that there were no instances of noncompliance in both audits and did not identify any exceptions or deficiencies. *Highlights are attached.*

Motion was made by Corin Kahn and seconded by Barry Snell to accept without exception the 2010-2011 Prop 39 Financial and Performance Audit Reports: *Unanimously approved.*

5. REPORTS and DISCUSSION (continued)

Measure U, S and AA and Bond Sales Expenses Reports (reports included with agenda)

- The following new projects will be underway this year:
 - Parking Structure at the Academy of Entertainment and Technology (first phase of the Media and Technology Complex project)
 - Information Technology Relocation
 - Performing Arts East Wing
 - Health/PE/Fitness/Dance Replacement

There will be several relocations associated with the above projects.

- The District purchased property (office building) at 919 Santa Monica Blvd. adjacent to the Performing Arts campus (Measure AA funds). A plan will be developed for short-term, mid-term and long-term uses for the building.
- Expenditures for the next year will include plans for the Malibu site (required by Los Angeles County before property acquisition is finalized) and the child care facility at the Santa Monica Civic Center.
- There will some re-prioritization of Measure AA projects because of the lack of state funds for future buildings, specifically for the Replacement Math and Science Extension project. The facilities staff will be consulting with appropriate campus groups in order to develop recommendations for proceeding with plans for the project.
- Expenditures for the last period are minimal since most projects are in the planning process.

Bond Sales/Expenses Report

The Bond Sales/Expenses Report indicates total bond amounts, bond issue dates/amounts, unsold bond amount and total available as of January 1, 2012.

6. PUBLIC COMMENTS - None

7. SCHEDULE OF MEETINGS, 2011-2012

Wednesdays at 8 a.m.
April 18, 2012

8. ADJOURNMENT - 9:13 a.m.

The next meeting of the Citizens' Bond Oversight Committee will be held on Wednesday, April 18, 2012 at 8 a.m. (location to be determined).



Santa Monica Community College District
Citizens' Bond Oversight Committee
MEETING – April 18, 2012
MINUTES

A meeting of the Santa Monica Community College District Citizens' Bond Oversight Committee was held on Wednesday, April 18, 2012 in Drescher Hall Room 300-E (the Loft) at Santa Monica College, 1900 Pico Boulevard, Santa Monica, California.

1. CALL TO ORDER - 8:10 a.m.

2. ROLL CALL

Bruce Sultan, Chair – Present
Heather Anderson – Present
Todd Flora – Present
Corin Kahn – Present
Nimish Patel – Present
Barry Snell - Present
Christine Thornton – Absent
Harrison Wills – Absent

Others Present:

Ann La Morena Rohlin, Bond Counsel with Fulbright and Jaworski
Greg Brown, Director of Facilities and Planning
Don Girard, Senior Director, Government Relations/Institutional Communications
Lee Paul, LPI Inc.
Lisa Rose, Citizens' Bond Oversight Committee Coordinator
Charlie Yen, Director, Contracts

3. APPROVAL OF MINUTES – January 18, 2012

Motion was made by Corin Kahn and seconded by Todd Flora to approve the minutes of Citizen's Bond Oversight Committee meeting on January 18, 2012.
Approved with two abstentions (Heather Anderson and Nimish Patel).

4. PUBLIC COMMENTS - None

5. ROLE OF THE CITIZENS' BOND OVERSIGHT COMMITTEE

Ann La Morena Rohlin, Bond Counsel with Fulbright and Jaworski, LLP, presented an overview of the bond program and the Citizens' Bond Oversight Committee that included how bonds are paid by taxpayers, the historical framework, campaign promises, and how the bonds are segregated and spent. The presentation also included the requirements for the Citizens' Bond Oversight Committee, such as compliance with the Brown Act, annual reporting, responsibilities, purpose and support provided by the District.

6. REPORTS and DISCUSSION

Measure U, S and AA and Bond Sales Expenses Reports (reports included with agenda)

- Project Completed
 - Community Classroom and Facilities Projects (Measure A Project #114)
- Projects Started
 - Parking Structure at the Academy of Entertainment and Technology (first phase of Measure A Project #103)
- Projects close to submission to DSA (Department of State Architect)
 - Health/PE/Fitness/Dance Replacement ((Measure A Project #102)
- Projects in DSA (Department of State Architect)
 - Information Technology Relocation (Measure A Project #102)
 - Performing Arts East Wing (Measure A Project #107)
 - Student Services Building (Measure U Project O, Measure S Project #9)
- Starting Selection of Architect Process for Project
 - Early Childhood Center (Measure S Project #5)
 - Malibu Center (Measure S Project #6)
- Expenditure Reports
 - There may still be outstanding bills on completed projects.
 - “Other funding” includes federal/local/state funds, funds from other bond measures and/or redevelopment funds.
 - Expenditures for the last period are minimal since most projects are in the planning process.
- Bond Sales/Expenses Report

The Bond Sales/Expenses Report indicates total bond amounts, bond issue dates/amounts, unsold bond amount and total available as of March 31, 2012.

7. ELECTION CHAIR AND VICE-CHAIR FOR 2012-2014

The election of Chair and Vice-Chair was deferred to the meeting on July 18, 2012. It will be the first item of business on the agenda following the approval of minutes.

8. INFORMATION – Expiring terms of members of the Citizens’ Bond Oversight Committee

The terms of the following members of the Citizens’ Bond Oversight Committee are expiring effective July 1, 2012 and are eligible for reappointment for a second two-year term:

Todd Flora
Corin Kahn
Nimish Patel*

*Nimish Patel announced that he will not be seeking reappointment.

The term of the following members of the Citizens' Bond Oversight Committee is expiring effective July 1, 2012 and is not eligible for reappointment for another two-year term:

Christine Thornton

The Board of Trustees will follow a recruitment and application process to appoint/reappoint members to fill the vacancies. The student representative will be selected in September.

9. SCHEDULE OF MEETINGS, 2011-2012

Wednesdays at 8 a.m.

July 18, 2012

October 17, 2012

January 16, 2013

April 17, 2013

10. ADJOURNMENT – 9:18 a.m.

The Committee adjourned in recognition of and appreciation for Nimish Patel and Christine Thornton for their service on the Citizens' Bond Oversight Committee.

The next meeting of the Citizens' Bond Oversight Committee will be held on Wednesday, July 18, 2012 at 8 a.m. at a Santa Monica College location.



SANTA MONICA COMMUNITY COLLEGE DISTRICT

**Capital Outlay Program
Bond Project Descriptions
And Project Status**

July 2012

Prepared by Greg Brown, Facilities Planning

Introduction

The college's capital outlay program consists of the following projects funded primary from our local bond programs, Measure U, Measure S, and Measure AA. Additional funding sources are noted for each project. Projects are listed by the approximate dates of completion, although the schedule is pending on several projects. Project descriptions for projects in planning are subject to change. Project descriptions for completed projects are the original descriptions although current programs may have changed.

Section I - Completed Projects:

Emeritus College

Project Description: Emeritus College, a program designed for lifelong learning, was located in a rented storefront on the first level of a parking garage on 2nd Street. The program long ago outgrew its- former home. The first use of Measure U bond funds was the purchase of a newly constructed four story building further north on 2nd Street. This building gives Emeritus a permanent home with room to accommodate all their programs including a computer room, exercise studios and art classroom. There is also a large multipurpose room on the first floor for lectures, films and productions. The building shell was completed when the college purchased the building and the interior improvements were completed by the college.

Project Schedule: *Completed 2003*

Project Bond Allocation: \$8,909,940, Total Project Cost \$9,603,782

Funding Sources: Measure U, SMC Foundation

Library Renovation and Expansion

Project Description: The college's main library which was damaged in the 1994 Northridge Earthquake was seismically upgraded, modernized and expanded. The project added more book area, more study space and a large computer lab. Seating for students was more than doubled.

Project Schedule: *Completed 2003*

Project Bond Allocation: \$23,600,000

Funding Sources: Measure T, State, FEMA

Relocate Kinesiology, Dance, Recreation and Athletics

Project Description: The former offices of the Kinesiology, Dance, Recreation and Athletics departments were in a temporary building installed in 1976. The temporary buildings had numerous maintenance problems and code deficiencies. The college has removed these buildings to create open space on the campus. The project has resulted in a similar amount of offices and has added a conference room and workroom to make a more useable office facility. The offices are on the second floor of the gymnasium complex, where the east bleachers of the stadium used to be located, making better use of the limited ground space on the campus.

Project Schedule: *Completed 2004*

Project Bond Allocation: \$2,797,033

Funding Sources: Measure U

Library Village Renovation – Math

Project Description: With the completion of the new Library, the “Temporary Library” was made available for renovation. The Math department was working out of temporary buildings that were set up after the 1994 earthquake. Those buildings will need to be removed to make way for the Liberal Arts – South Building. With this renovated facility all of the Math department is located in one building with additional classroom and lab facilities.

Project Schedule: *Completed 2004*

Project Bond Allocation: \$1,458,690

Funding Sources: Measure U

Bundy Campus (Former BAE Systems Site next to Santa Monica Airport)

Project Description: The 1998 Santa Monica College Facilities Master Plan proposed that additional property be purchased for instructional facilities and parking. In December 2001, the SMC Board of Trustees approved the purchase of the 10.4 acre parcel of land south of the Santa Monica Airport, owned and occupied by BAE Systems, with about 1,200 employees. BAE accessed the property through two vehicular entrances through the Santa Monica Airport and one on Stewart Avenue. In May 2003, BAE Systems ceased occupancy. In July 2003, the SMC Board of Trustees approved certain property improvements, including roadway access to the lower portion of the property from Bundy, safety modifications, and utility relocations.

In September 2003, SMC began an ongoing series of neighborhood meetings with nearby residents. These meetings resulted in consensus for a 10-foot sound wall on the perimeter of the property along both the Stanwood Place and Stewart Avenue sides of the campus, along with hundreds of new trees and new landscaping. These improvements addressed quality of life issues by creating a buffer between the college and the residential neighborhood. The College intends to prohibit both vehicular and pedestrian access to the campus from Stewart Avenue (excepting emergency vehicles) and require all access from either Bundy or Airport Avenue.

In March 2004, the SMC Board of Trustees approved the demolition and removal of Building #1, a very large one-story manufacturing and warehouse building; the demolition and removal of Building #3, a smaller one-story manufacturing building; the renovation of Building #4 (West Building), the four-story office building; and additional landscaping improvements. The removal of the manufacturing and warehouse facilities resulted in a reduction of 100,000 square feet of building space on the property. In accordance with CEQA, the Board of Trustees adopted a Mitigated Negative Declaration in connection with its approval of the adaptive reuse of Building #4. The four-story building is used for the College’s Nursing program, Early Childhood Education program, Continuing Education program, and one floor for general education classes.

In July of 2004 construction commenced on a complete renovation of the West Building. The building was finished and opened for classes in summer of 2005. In January of 2005, the Board of Trustees approved a group of architects and consultants to plan the long term future of the site. A number of meetings were held with faculty, staff, students and community members to review possible future uses for the site. A master plan, environmental impact report and traffic study were approved by the Board in February of 2007.

Part of the master plan included a new traffic signal to enhance the safety of those entering the campus. The City of Los Angeles has approved a new traffic signal and driveway for the campus.

Project Schedule:

West Building Completed 2005

Master Plan and EIR Completed

Traffic signal and driveway, Completed 2009

Project Bond Allocation: West Building: \$29,291,387 (Includes related site work)

Driveway and traffic signal \$5,411,382

Funding Sources: Measure U and S (Driveway and Signal)

Renovation, Theater Arts

Project Description: Originally designed as a small children's theater and a radio theater, the Little Theater (later called the Main Stage) at Santa Monica College was first occupied in 1952.

It received some minor remodeling and renovation over the years, but was never been modified to accommodate its current use as a facility for the production of drama and musical theater. Its physical limitations severely restricted the type of productions which were be presented, therefore limiting the experience of our acting, directing, and technical theater students and restricting the creativity of students, faculty and staff. Along with numerous functional improvements, significant ADA and Fire Code upgrade and compliance measures were part of this project.

The new project has full theatrical lighting and sound facilities, a larger stage with space above to fly scenery out of audience view, larger dressing rooms with showers and full costume shop. Scenery can now be built in the scene shop and moved to the stage, before all large scenery pieces were built on stage, limiting stage use for classes and rehearsals.

Project Schedule: *Completed 2006*

Project Bond Allocation: \$19,496,949

Funding Sources: Measure U

Music Complex

Project Description: The former Music Building was completed as part of the original campus in 1952. Since 1985, the SMC Music Department has added a symphony orchestra, concert band, and an opera workshop to its performance group offerings as well as increasing the number of applied music classes to include string, woodwind, brass and percussion classes as well as the piano, voice, recorder and guitar classes it has traditionally offered. The new facility has 27 practice rooms instead of 14 in the former building. The additional practice rooms and support areas have significantly improved the quality of the educational experience for music students.

The Music department move is needed to make room for the planned Student Services complex which will take the ground space currently occupied by Music and the Amphitheater.

Project Schedule: *Completed 2007*

Project Bond Allocation: \$2,005,434, Total Project Cost \$4,623,547

Funding Sources: Measure U

Performing Arts Complex

Project Description: The Music and Performing Arts Complex, Madison Campus project is SMC's new comprehensive teaching, exhibit and performance facility for the arts. Within the framework of SMC's overall mission, the new facility will strive to promote artistic excellence, creativity, collaboration, and the free exchange of ideas in an open, caring, challenging yet supportive community of learners, thereby building new and future generations of artists and audiences.

The Music and Performing Arts Complex will serve as an academic institution, accommodating the arts education programs and departments of SMC and serving the College community through exceptional training in the performing arts. Throughout the academic year, the theater will serve as a large classroom or lecture hall suitable for screenings, performance workshops, guest speakers, and other classroom activities and College-related uses.

The facility's intent is to present programs and performances that reflect the cultural diversity, the multiplicity of interests, and the full range of ages that characterize the students of SMC and the residents of the region. The theater hopes to set a new standard for artistic excellence for SMC students and to attract the highest caliber of visiting artists to the venue.

The theater will be located on the 4.4-acre former Madison Elementary School leased from the Santa Monica-Malibu Unified School District for 66 years, at 1310 11th Street. The theater addition is about 34,000 square feet and the existing building is about 40,000 square feet. The facility will have 541 seat and state of the art sound, lighting and production facilities. The project includes parking for 301 cars as well as improvements to the existing rehearsal hall.

Project Schedule: *Completed 2008*

Project Bond Allocation: \$37,610,965, Total Project Cost \$40,603,541

Funding Sources: Measure S and SMC Foundation

Earthquake Replacement Liberal Arts North

Earthquake Replacement Liberal Arts South

Project Description: The Liberal Arts Bldg, originally constructed in 1952, was extensively damaged during the 1994 Northridge Earthquake. The college has determined that the replacement of the Liberal Arts Building is a more sensible, safe, and prudent course of action to take, rather than restoring the building back to it's original 1952 configuration with respect to poor functionality, low technology and low efficiency.

The new building has two wings, one that is being planned for the history department and another for the social sciences. The first phase has nine new classrooms and faculty offices, the second phase has 15 new classrooms and faculty offices including lab and tutoring space. Each classroom will be a “smart” classroom wired for computer and instructional technology.

The district has obtained funding from a variety of sources including federal, state and local (City of Santa Monica). Due to the funding timelines of the granting agencies the construction on one wing was started before funds were released for the second wing.

Project Schedule North: *Completed 2006*

Project Schedule South: *Completed 2007*

Project Bond Allocation: \$12,619,066, Total Project Cost \$30,365,036 \$29

Funding Sources: City of Santa Monica Earthquake Redevelopment, State, FEMA, Measure U

Shuttle Replacement Parking

Project Description: The College has operated a shuttle parking lot at the Santa Monica Airport since 1988. This remote shuttle lot has played a major part in the college’s transportation management program. In November of 2005 the City of Santa Monica commenced construction of a public park at the Airport and has temporarily moved the shuttle lot to a beach parking lot. The beach lot is not suitable for long term use by the college and the City has asked to college to leave the location after the spring semester. In January of 2007 the college completed a purchase of 2.35 acres from Verizon at the corner of Stewart and Exposition in Santa Monica. Soon thereafter construction commenced on a 220 space parking lot which opened for fall 2007.

Project Schedule: *Completed 2007*

Project Bond Allocation: \$18,969,509

Funding Sources: Measure U

Northwest Quad Development

Project Description: Santa Monica College has very limited land space. Over the years both the number of students and the number of buildings have grown on campus. In addition to this, after the 1994 Northridge earthquake a large number of temporary structures were placed on the campus to hold programs that were dislodged from their original buildings for repairs and renovations.

With the planned removal of many of the temporary structures the college will have the opportunity to create some much need open space on the campus. In addition, the 1998 Master Plan calls for the removal of the Amphitheater to make way for the planned Student Services complex. An area needs to be provided for student events that were formally held in the amphitheater. The new Library, Campus Theater, and Liberal Arts will face the new “quad” area creating a central focal point for this portion of the campus.

Project Schedule: *Completed 2008*

Project Bond Allocation: \$11,338,463

Funding Sources: Measure U

Campus Infrastructure/Safety

Project Description: The major portion of the Santa Monica College campus was opened in 1952. Much of the original infrastructure still remains. Some of the infrastructure was damaged in the 1994 Northridge Earthquake. Pieces of the original infrastructure have been repaired and replaced over the years on a piecemeal basis. Changes in technology have rendered much of the original infrastructure obsolete. In addition changes in our society require that additional efforts are needed to provide a safe and secure environment for the campus community. Other safety upgrades include earthquake retrofits.

This project proposes to update the infrastructure for traffic, water, gas, sewer, electrical, fire and security based upon recent master planning efforts. It also includes a suitable facility for the colleges Information Technology area. The changes will be coordinated with building construction activity in the area. As part of the infrastructure project, the college will address circulation including improvement of the Pico Blvd. presentation, signage and way finding.

Project Schedule: *Substantially Complete*

Project Bond Allocation: \$4,030,284

Funding Sources: Measure U

Physical Education and Athletic Fields

Project Description: SMC currently offers credit classes in physical education, athletics, and kinesiology; non-credit courses in health and conditioning (through Emeritus College); and not-for credit courses in recreation and fitness (through Continuing and Community Education). Compared to most other campuses, SMC is deficient in field space. The Physical Education program lacks outdoor facilities available at other campuses, including a baseball field, a softball field, and a practice field for football, a soccer field, outdoor volleyball courts, and outdoor basketball courts. The District rents field space in order to offer some of these programs; however, there is insufficient field space in Santa Monica.

This project provides for field improvements and for the retrofit of existing District fields and athletic facilities or other fields available to the District for year-round usage. The first renovation will be the John Adams Middle School Field. This field is shared by the College, School District, City and community groups. The second field project will be the colleges Corsair Field. All fields will be made available for community use when not in instructional use.

Project Schedule: John Adams Middle School Field, *Completed 2008*

SMC Corsair Field, *Completed 2009*

Project Bond Allocation: \$7,411,575

Funding Sources: Measure S

Bundy West Building Classroom Completion

Project Description: Approximately 6,500 of unplanned space was left available when the West Building was completed at the Bundy Campus in 2005. With the expansion of the Workforce Development program along with the need for classroom swing space during construction at other sites, the vacant space will be converted to academic use.

Project Schedule: *Completed 2012*

Estimated Project Cost: \$3,221,000

Funding Sources: Measure AA

Section II - Projects in Division of State Architect (DSA) Review

Student Services Building

Project Description: In conformance with the 1998 SMC Adopted Master Plan this project will combine and provide improved user access to various student services and some administrative functions.

The new Student Services portion of this proposed building will facilitate the centralization of all Student Services operations that are also presently dispersed throughout the campus, and housed in temporary buildings. This project provides office and service space for approximately 25 Student Services functions.

The Administration portion of this proposed project will house Academic and Student Services administrators, and to be integrated along with the Student Services functions to provide a one-stop service delivery location. The new building will be sited near the Pico Boulevard main entrance to the SMC campus and thereby provide immediate access for students and members of the college community.

This proposed project also includes accommodation for vehicular access/egress, and underground parking, all in compliance with the Master Plan goal to provide more below grade vehicle parking at the main campus.

Project Schedule: *Phase I completed; Phase II in DSA; Summer 2015 completion*

Estimated Project Cost: \$94,027,100

Funding Sources: Measure S, U and State of California

Media and Technology-Driven Programs Complex (Academy Campus)

Project Description: The college operates a variety of programs in the digital arts, media, communication, and broadcasting fields. These programs currently reside in 1950s era buildings that cannot support the modern infrastructure necessary for digital and online programs. A new Media and Technology complex is proposed to house these digital technology-intensive programs. The facilities will have the data, communications, electrical, and ventilation systems necessary to support these programs in the future. The proposed location is a campus site in the heart of Santa Monica's media and entertainment district where some of SMC's existing digital arts programs are housed. One phase of the project would renovate and add additional space to the existing building to house and expand SMC's Communication programs. An additional phase would relocate the College's radio station, which has outgrown its space, into a new building on the site. Moving KCRW, a nationally-recognized leader in new media and online delivery, to this site would provide a dynamic asset to SMC's current and future media and technology-driven instructional programs.

Project Schedule: Parking Structure in Construction, Buildings in DSA

Estimated Project Cost: \$61,480,824

Funding Sources: Measure AA, KCRW Foundation

Information Technology Relocation (Main Campus)

Project Description: The Information Technology department, located in Drescher Hall, supports the use of information systems on campus. The current server room can no longer support the power and air conditioning needs of the increasingly more powerful servers that are in use today. The plan is to move the department to a new building adjacent to the college's Media Center, which is located on the south end of the Library. Much of the campus technology infrastructure is already located in the Media Center and the department's work cooperatively on many projects.

The project will consist of a new 14,000 SF building and 11,000 SF remodeling of the existing Media Center. The space vacated in Drescher Hall will be converted to academic use as part of a future project.

Project Schedule: In DSA

Estimated Project Cost: \$13,287,218

Funding Sources: Measure AA

East Wing Earthquake Renovation – Performing Arts Campus

Project Description: During the construction of other improvements recently at the Performing Arts Campus (formerly the Madison site) it was discovered by our engineers that earthquake renovations required after the 1933 Long Beach Earthquake were never performed. The cost of bring the building up to current codes was near the cost of a replacement building so the district planners have recommended a new more functional building that would replace the current multipurpose room and add two music classrooms..

Project Schedule: In DSA

Estimated Project Cost: \$12,292,000

Funding Sources: Measure AA

Section III – Projects in Construction

Media and Technology-Driven Programs Complex (Academy Campus) Parking Garage

Project Description: see above in Section II - DSA

Project Schedule: Parking Structure in Construction

Estimated Project Cost: \$61,480,824

Funding Sources: Measure AA, KCRW Foundation

Section IV – Projects in Active Planning Phases

Replacement Health, Fitness, Dance, and PE Building plus Central Plant (Main Campus)

Project Description: The systems of the existing building are in poor condition and the fire safety system needs upgrading. A new replacement building would also provide today's more specialized fitness and individual sports labs, as well as remedy an existing deficiency in support facilities for women and an existing deficiency in practice and demonstration rooms for dance.

Since this building is located in the center of campus it is an ideal location for the central cooling plant which is an energy efficiency project designed to generate chilled water for efficiently for air cooling in buildings throughout the main campus.

Project Schedule: In design-development phase of planning

Estimated Project Cost: \$40,200,333

Funding Sources: Measure AA, State Energy Incentives, Energy Cost Savings

Energy Efficiency Projects

Project Description: This project provides for upgrades to existing and future District facilities, for energy efficiency, including the use of certain energy generation and cogeneration technologies, and to meet modern sustainability practice.

Project Schedule: Solar and Energy Efficiency Projects – In Planning

Estimated Project Cost: \$4,650,136

Funding Sources: Measure S, District Capital Funds, State Energy Incentives, Energy Cost Savings

Malibu Site Acquisition and Facility

Project Description: In the 1970s and early 1980s, Santa Monica College offered about 70 general education classes and several non-credit classes in Malibu throughout a semester. Today, the program is limited to a few classes offered as part of the Emeritus College program for older adults. The program reduction was due to a loss of State funds following the passage of Proposition 13 and the inability to find sites to offer classes. There is currently the possibility of a State action that will provide annual operational funding up to \$1 million additional for educational centers such as the proposed Malibu facility, over and above the operational funding available from State apportionment available from FTE earned at the site.

The recommended site acquisition and facility will be a classroom facility to provide general education classes, Emeritus College classes, and special interest classes, along with a physical education component with field space that will be shared with the community. There are also site opportunities to promote interpretative programs in Natural History. The District will take an active role in being environmentally beneficial to the Malibu area.

Project Schedule: Preliminary Planning Started

Estimated Project Cost: \$31,069,031

Funding Sources: Measure S, AA

Section IV – Future Projects

Projects with funding sources identified but not yet in active planning:

Early Childhood Development Lab & Replacement Childcare Center

Project Description: SMC currently offers childcare through a cooperative agreement arrangement with the Santa Monica-Malibu Unified School District and Easter Seals. Childcare has been offered at three sites: at the John Adams Middle School site, at the Olympic High School site, and at a leased facility from the Assistance League.

The approximately 3,000 square-foot Assistance League building was originally constructed in 1963, lacks fire sprinklers, and requires facility improvements. Additionally, the lease rental has been significantly increased. As a consequence, the District has vacated this site.

The District lacks a teaching laboratory facility in Early Childhood Education available at many other community colleges. This project provides for a replacement childcare center for College students and a new Early Childhood Development Lab to be operated in conjunction with the childcare facility. The District will seek public agency, institutional, and non-profit partnerships in order to reduce capital costs and to operate the facility in a cost-effective manner. The City of Santa Monica has indicated its willingness to be a partner in this project.

Project Schedule: Architect Selection Process; Completing final arrangements with City of SM

Estimated Project Cost: \$11,000,000+

Funding Sources: Measure S with City of Santa Monica

Replacement Math and Science Extension Building (Main Campus)

Project Description: The math department is currently operating in a temporary facility that is nearing the end of its life cycle. Additionally, new California regulations require an increase in minimum math competencies beginning in Fall 2009. The current facility lacks the infrastructure to support modern classroom technology. The Earth, Life, and Physical Sciences programs are operating in spaces that are too small and scattered around the campus. This inhibits the sharing of resources and incurs expensive replacement costs for laboratory teaching materials. There are insufficient science lab classrooms to offer needed course sections for the Allied Health and Nursing program.

New Career Opportunity and Career Advancement Instructional and Job-Training Building (Bundy Campus)

Project Description: SMC's workforce development program is now regarded as one of the most successful in California. A new facility would provide the program with modern classrooms that can be adapted to ongoing need, including the one-stop services often required in training and working with employers to hire employees new to the workforce. The facility would house training programs provided by college, city, county, and other agency providers. The new facility would also allow SMC to provide advanced instruction tailored to the needs of the Westside workforce, in partnership with other agencies. The facility is included in the Bundy Campus Master Plan.

Drescher Hall: Academic Facilities Modernization, Bookstore, Pico Promenade

Project Description: A current project includes the transformation of the Pico Boulevard side of the campus. One component of this project is a remodel of Drescher Hall, built in the 1960s for the teaching of vocational trades. The building lacks modern infrastructure and is not easily accessible on the first floor. The Photography Department is currently split between this building and the Business Building. This modernization project consolidates the photo program in one location in Drescher Hall and accommodates an expanded use of digital photo technologies. Also, ESL (English as a Second Language) is currently in temporary facilities located at the far edge of campus. This project will consolidate ESL in Drescher Hall and provide an opportunity for program modernizations and improvements. The modernization will also provide a fire system upgrade.

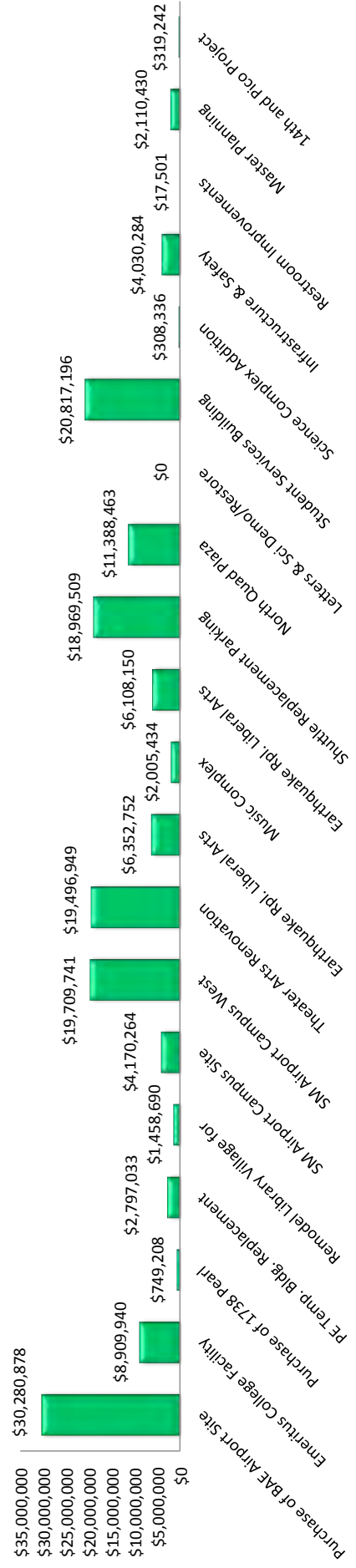
The college bookstore is currently operating in a building designed for the number of students attending the college in 1950. There have been only minor upgrades to the current facility. There is not enough room to accommodate the required number of textbooks and there is no room for general merchandise that is needed by students and specialty items such as computers and electronics.

This project would also make improvements to the college frontage on Pico including a transit plaza to serve the increasing number of students that take advantage of public transportation.

SANTA MONICA COMMUNITY COLLEGE DISTRICT
Measure U Bond Budget
 As of June 30, 2012

Project Name	Completion	Project Budget	Measure U Allocation	Other Funding	Measure U Expenditures as of 6/30/12	Measure U Expenditures as of 3/31/12	Measure U Expenditures Last Period	Total Measure U Remaining
A Purchase of BAE Airport Site	Completed	\$30,280,878	\$30,280,878	\$0	\$30,280,878	\$30,280,878	\$0	\$0
B Emeritus College Facility	Completed	\$9,603,782	\$8,909,940	\$693,842	\$8,909,940	\$8,909,940	\$0	\$0
C Purchase of 1738 Pearl Street	Completed	\$749,208	\$749,208	\$0	\$749,208	\$749,208	\$0	\$0
D PE Temp. Bldg. Replacement	Completed	\$2,797,033	\$2,797,033	\$0	\$2,797,033	\$2,797,033	\$0	\$0
E Remodel Library Village for Math	Completed	\$1,458,690	\$1,458,690	\$0	\$1,458,690	\$1,458,690	\$0	\$0
F SM Airport Campus Site Improvements	Completed	\$4,170,264	\$4,170,264	\$0	\$4,170,264	\$4,170,264	\$0	\$0
G SM Airport Campus West Building	Completed	\$19,709,741	\$19,709,741	\$0	\$19,709,741	\$19,709,741	\$0	\$0
H Theater Arts Renovation	Completed	\$19,496,949	\$19,496,949	\$0	\$19,496,949	\$19,496,949	\$0	\$0
I Earthquake Rpl. Liberal Arts North	Completed	\$12,507,725	\$6,352,752	\$6,154,973	\$7,633,209	\$7,633,209	\$0	-\$1,280,457
J Music Complex	Completed	\$4,623,547	\$2,005,434	\$2,618,113	\$2,005,341	\$2,005,341	\$0	\$93
K Earthquake Rpl. Liberal Arts South	Completed	\$16,733,220	\$6,108,150	\$10,625,070	\$6,108,150	\$6,108,150	\$0	\$0
L Shuttle Replacement Parking	Completed	\$18,969,509	\$18,969,509	\$0	\$18,969,509	\$18,969,509	\$0	\$0
M North Quad Plaza	Completed	\$11,388,463	\$11,388,463	\$0	\$11,388,463	\$11,388,463	\$0	\$0
N Letters & Sci Demo/Restore	Move to AA	\$0	\$0	\$0	\$0	\$0	\$0	\$0
O Student Services Building	June 2015	\$53,525,435	\$20,817,196	\$32,708,239	\$2,130,772	\$2,110,230	\$20,542	\$18,686,424
P Science Complex Addition	Move to AA	\$308,336	\$308,336	\$0	\$308,336	\$308,336	\$0	\$0
Q Infrastructure & Safety	Completed	\$4,030,284	\$4,030,284	\$0	\$3,991,470	\$3,991,516	-\$46	\$38,814
R Restroom Improvements	Completed	\$17,501	\$17,501	\$0	\$17,501	\$17,501	\$0	\$0
S Master Planning	Completed	\$2,110,430	\$2,110,430	\$0	\$2,110,430	\$2,110,430	\$0	\$0
T 14th and Pico Project	On Hold	\$319,242	\$319,242	\$0	\$319,242	\$319,242	\$0	\$0
Project Totals		\$212,800,237	\$160,000,000	\$52,800,237	\$142,555,126	\$142,534,630	\$20,496	\$17,444,874

Measue U Allocation



Measure U Project Schedule

As of June 30, 2012

	Project Name	Completion	2011	2012	2013	2014	2015
A	Purchase of BAE Airport Site	Completed					
B	Emeritus College Facility	Completed					
C	Purchase of 1738 Pearl Street	Completed					
D	PE Temp. Bldg. Replacement	Completed					
E	Remodel Library Village for Math	Completed					
F	SM Airport Campus Site Improvements	Completed					
G	SM Airport Campus West Building	Completed					
H	Theater Arts Renovation	Completed					
I	Earthquake Rpl. Liberal Arts North	Completed					
J	Music Complex	Completed					
K	Earthquake Rpl. Liberal Arts South	Completed					
L	Shuttle Replacement Parking	Completed					
M	North Quad Plaza	Completed					
N	Letters & Sci Demo/Restore	Move to AA					
O	Student Services Building	June 2015					
P	Science Complex Addition	Move to AA					
Q	Infrastructure & Safety	Completed					
R	Restroom Improvements	Completed					
S	Master Planning	Completed					
T	14th and Pico Project	On Hold					
	* SM Airport Campus also known as Bundy Site			In Construction			

SANTA MONICA COMMUNITY COLLEGE DISTRICT
MEASURE U EXPENDITURES
 FUND 42.2
 As of June 30, 2012

Projects	Budget	02/03 Final	03/04 Final	04/05 Final	05/06 Final	06/07 Final	07/08 Final	08/09 Final	09/10 Final	10/11 Final	11/12 Final	Combined Totals
U7100010												
Purchase of BAE Airport Site (A)												
Site Acquisition		\$0	\$0	\$0	\$30,280,878	\$0	\$0	\$0	\$0	\$0	\$0	\$30,280,878
Total		\$0	\$0	\$0	\$30,280,878	\$0	\$0	\$0	\$0	\$0	\$0	\$30,280,878
Project Budget	\$30,280,878											
Less Other Funding	\$0											
Net	\$30,280,878											
Actual Measure U Expenditures	\$30,280,878											
Running Balance	\$0											

U7100028												
Emeritus College Facility (B)												
Site Acquisition		\$8,658,675	\$0	\$0	\$0	\$0	\$0	\$0	\$0	\$0	\$0	\$8,658,675
Legal		\$14,649	\$3,009	\$20,421	\$0	\$0	\$0	\$0	\$0	\$0	\$0	\$38,078
Architect		\$93,735	\$27,831	\$161	\$0	\$0	\$0	\$0	\$0	\$0	\$0	\$121,727
Engineering		\$18,400	\$0	\$0	\$0	\$0	\$0	\$0	\$0	\$0	\$0	\$18,400
Supply		\$0	\$4,461	\$0	\$0	\$0	\$0	\$0	\$0	\$0	\$0	\$4,461
Building & Additions		\$0	\$17,496	\$0	\$4,000	\$0	\$0	\$0	\$0	\$0	\$0	\$21,496
Cap Equipment		\$0	\$49,406	\$0	\$0	\$0	\$0	\$0	\$0	\$0	\$0	\$49,406
Non-Cap Equipment		\$0	-\$2,197	\$0	-\$108	\$0	\$0	\$0	\$0	\$0	\$0	-\$2,305
Total		\$8,785,459	\$100,007	\$20,582	\$3,892	\$0	\$0	\$0	\$0	\$0	\$0	\$8,909,940
Project Budget	\$9,603,782											
Less Other Funding*	\$693,842											
Net	\$8,909,940											
Actual Measure U Expenditures	\$8,909,940											
Running Balance	\$0											

* Other Funding Source:
 Emeritus College Foundation \$693,842 received

U7100006												
1738 Pearl Street (C)												
Site Acquisition		\$0	\$704,534	\$0	\$0	\$0	\$0	\$0	\$0	\$0	\$0	\$704,534
Site Improvement		\$0	\$3,250	\$0	\$0	\$0	\$0	\$0	\$0	\$0	\$0	\$3,250
Building & Additions		\$0	\$41,424	\$0	\$0	\$0	\$0	\$0	\$0	\$0	\$0	\$41,424
Total		\$0	\$749,208	\$0	\$0	\$0	\$0	\$0	\$0	\$0	\$0	\$749,208
Project Budget	\$749,208											
Less Other Funding	\$0											
Net	\$749,208											
Actual Measure U Expenditures	\$749,208											
Running Balance	\$0											

SANTA MONICA COMMUNITY COLLEGE DISTRICT
MEASURE U EXPENDITURES
 FUND 42.2
 As of June 30, 2012

Projects	Budget	02/03 Final	03/04 Final	04/05 Final	05/06 Final	06/07 Final	07/08 Final	08/09 Final	09/10 Final	10/11 Final	11/12 Final	Combined Totals
U7100026												
PE Temporary Building Replacement (D)												
Architect		\$148,055	\$42,372	\$6,220	\$485	\$0	\$0	\$0	\$0	\$0	\$0	\$197,133
Building & Additions		\$43,866	\$1,922,493	\$415,932	\$0	\$0	\$0	\$0	\$0	\$0	\$0	\$2,382,291
Inspection & Testing		\$6,455	\$136,510	\$716	\$0	\$0	\$0	\$0	\$0	\$0	\$0	\$143,681
Project Management		\$4,800	\$56,247	\$5,225	\$0	\$0	\$0	\$0	\$0	\$0	\$0	\$66,272
Advertising and Moving Expenses		\$763	\$0	\$6,893	\$0	\$0	\$0	\$0	\$0	\$0	\$0	\$7,656
Total		\$203,939	\$2,151,622	\$434,987	\$485	\$0	\$0	\$0	\$0	\$0	\$0	\$2,797,033
Project Budget	\$2,797,033											
Less Other Funding	\$0											
Net	\$2,797,033											
Actual Measure U Expenditures	\$2,797,033											
Running Balance	\$0											

U7100310												
Remodel Library Village for Math (E)												
Moving Exp.		\$0	\$38,625	\$0	\$0	\$0	\$0	\$0	\$0	\$0	\$0	\$38,625
Building & Additions		\$0	\$1,036,490	\$115,653	\$0	\$0	\$0	\$0	\$0	\$0	\$0	\$1,152,143
Architect		\$104,992	\$27,141	\$1,340	\$486	\$0	\$0	\$0	\$0	\$0	\$0	\$133,959
Engineering		\$0	\$2,658	\$0	\$0	\$0	\$0	\$0	\$0	\$0	\$0	\$2,658
Inspection & Testing		\$0	\$27,083	\$25,175	\$0	\$0	\$0	\$0	\$0	\$0	\$0	\$52,258
Project Management		\$0	\$51,679	\$4,400	\$0	\$0	\$0	\$0	\$0	\$0	\$0	\$56,079
Advertising and Moving Expenses		\$207	\$10,137	\$12,623	\$0	\$0	\$0	\$0	\$0	\$0	\$0	\$22,967
Total		\$105,199	\$1,193,813	\$159,191	\$486	\$0	\$0	\$0	\$0	\$0	\$0	\$1,458,690
Project Budget	\$1,458,690											
Less Other Funding	\$0											
Net	\$1,458,690											
Actual Measure U Expenditures	\$1,458,690											
Running Balance	\$0											

SANTA MONICA COMMUNITY COLLEGE DISTRICT
MEASURE U EXPENDITURES
 FUND 42.2
 As of June 30, 2012

Projects	Budget	02/03 Final	03/04 Final	04/05 Final	05/06 Final	06/07 Final	07/08 Final	08/09 Final	09/10 Final	10/11 Final	11/12 Final	Combined Totals
U7110027												
SM Airport Campus Site Improvements (F)												
Supplies		\$0	\$26,234	\$975	\$5,873	\$0	\$0	\$0	\$0	\$0	\$0	\$33,082
Misc Fees		\$0	\$25	\$0	\$0	\$34,274	\$0	\$0	\$0	\$0	\$0	\$34,299
Other Contract Services		\$3,860	\$11,508	\$8,434	\$1,501	\$0	\$0	\$0	\$0	\$0	\$0	\$25,302
Site Improvement		\$0	\$0	\$15,182	\$5,790	\$7,237	\$0	\$0	\$0	\$0	\$0	\$28,209
Building & Additions		\$0	\$1,495,697	\$1,670,788	\$4,824	\$0	\$0	\$0	\$0	\$0	\$0	\$3,171,309
Architect		\$104,934	\$500	\$0	\$43,570	\$0	\$0	\$0	\$0	\$0	\$0	\$149,004
Engineering		\$35,000	\$148,304	\$950	\$10,040	\$0	\$0	\$0	\$0	\$0	\$0	\$194,294
Inspection & Testing		\$5,032	\$118,662	\$191,271	\$0	\$0	\$0	\$0	\$0	\$0	\$0	\$314,965
Project Management		\$750	\$155,798	\$38,425	\$1,365	\$220	\$0	\$0	\$0	\$0	\$0	\$196,558
City Fees, Advertising and Security System		\$16,587	\$1,802	\$327	\$150	\$4,375	\$0	\$0	\$0	\$0	\$0	\$23,241
Total		\$166,163	\$1,956,530	\$1,926,352	\$73,113	\$46,106	\$0	\$0	\$0	\$0	\$0	\$4,170,264
Project Budget	\$4,170,264											
Less Other Funding	\$0											
Net	\$4,170,264											
Actual Measure U Expenditures	\$4,170,264											
Running Balance	\$0											
U7110027												
SM Airport Campus West Building (G)												
Supply		\$0	\$0	\$17,650	\$28,017	\$0	\$0	\$0	\$0	\$0	\$0	\$45,667
Other Contract Services		\$0	\$0	\$0	\$3,576	\$0	\$0	\$0	\$0	\$0	\$0	\$3,576
Moving Expenses		\$0	\$0	\$180	\$15,824	\$0	\$0	\$0	\$0	\$0	\$0	\$16,004
Building & Additions		\$0	\$0	\$15,037,532	\$1,256,065	\$46,946	\$0	\$0	\$0	\$0	\$0	\$16,340,543
Architect		\$0	\$971,954	\$1,043,950	\$49,779	\$1,147	\$0	\$0	\$0	\$0	\$0	\$2,066,830
Engineering		\$0	\$2,920	\$9,800	\$5,010	\$963	\$0	\$0	\$0	\$0	\$0	\$18,693
Inspection & Testing		\$0	\$21,173	\$126,510	\$9,856	\$0	\$0	\$0	\$0	\$0	\$0	\$157,539
Project Management		\$0	\$14,450	\$313,715	\$13,956	\$0	\$0	\$0	\$0	\$0	\$0	\$342,121
Cap Equipment		\$0	\$49,795	\$326,382	\$4,792	\$0	\$0	\$0	\$0	\$0	\$0	\$380,969
Non-Cap Equipment		\$0	\$0	\$280,558	\$57,240	\$0	\$0	\$0	\$0	\$0	\$0	\$337,798
Total		\$0	\$1,060,292	\$17,156,277	\$1,444,115	\$49,056	\$0	\$0	\$0	\$0	\$0	\$19,709,741
Project Budget	\$19,709,741											
Less Other Funding	\$0											
Net	\$19,709,741											
Actual Measure U Expenditures	\$19,709,741											
Running Balance	\$0											

SANTA MONICA COMMUNITY COLLEGE DISTRICT
MEASURE U EXPENDITURES
 FUND 42.2
 As of June 30, 2012

Projects	Budget	02/03 Final	03/04 Final	04/05 Final	05/06 Final	06/07 Final	07/08 Final	08/09 Final	09/10 Final	10/11 Final	11/12 Final	Combined Totals
U7100025												
Theatre Arts Renovation (H)												
Supplies		\$0	\$8,904	-\$14	\$12,858	\$16,619	\$0	\$0	\$0	\$0	\$0	\$38,367
Legal		\$0	\$0	\$0	\$0	\$0	\$0	\$0	\$0	\$0	\$0	\$0
Moving Services		\$0	\$0	\$0	\$0	\$14,061	\$0	\$0	\$0	\$0	\$0	\$14,061
Other Contract Services		\$0	\$0	\$0	\$0	\$0	\$0	\$5,245	\$0	\$0	\$0	\$5,245
Rental / Lease		\$0	\$1,446	\$2,200	\$0	\$0	\$0	\$0	\$0	\$0	\$0	\$3,646
Building & Additions		\$528	\$1,326,630	\$4,540,487	\$10,897,603	\$56,122	\$25,220	\$0	\$0	\$0	\$0	\$16,846,590
Architect		\$289,913	\$369,213	\$423,416	\$82,639	\$0	\$0	\$0	\$0	\$0	\$0	\$1,165,181
Engineering		\$6,174	\$2,981	\$16,606	\$2,375	\$1,250	\$0	\$0	\$0	\$0	\$0	\$29,386
Inspection & Testing		\$150	\$14,785	\$353,890	\$297,675	\$1,116	\$0	\$0	\$0	\$0	\$0	\$667,616
Project Management		\$150	\$45,698	\$184,219	\$193,898	\$14,818	\$230	\$0	\$0	\$0	\$0	\$439,013
Cleaning, Storage and Installation		\$0	\$812	\$0	\$2,548	\$2,267	\$0	\$0	\$0	\$0	\$0	\$5,627
Cap Equipment		\$0	\$31,638	\$0	\$6,458	\$59,689	\$0	\$0	\$0	\$0	\$0	\$97,785
Non-Cap Equipment		\$0	\$2,388	\$0	\$36,749	\$145,294	\$0	\$0	\$0	\$0	\$0	\$184,432
Total		\$296,915	\$1,804,496	\$5,520,804	\$11,532,803	\$311,236	\$25,450	\$5,245	\$0	\$0	\$0	\$19,496,949
Project Budget												
Less Other Funding												
Net												
Actual Measure U Expenditures												
Running Balance		\$0										

U7100110												
Earthquake Rpl. Liberal Arts North (I)												
Supplies		\$0	\$0	\$0	\$0	\$1,408	\$0	\$75	\$0	\$0	\$0	\$1,483
Legal		\$0	\$0	\$0	\$0	\$887	\$0	\$0	\$0	\$0	\$0	\$887
Other Contract Services		\$0	\$0	\$0	\$0	\$75	\$0	\$0	\$0	\$0	\$0	\$75
Building & Additions		\$265	\$0	\$1,043,660	\$5,916,281	-\$973,001	\$321,345	\$14,898	\$0	-\$834,764	\$0	\$5,488,685
Architect		\$0	\$611,732	\$102,824	\$209,490	\$216,563	\$21,215	\$3,465	\$0	\$0	\$0	\$1,165,289
Engineering		\$3,248	\$4,295	\$0	\$250	\$0	\$250	\$0	\$0	\$0	\$0	\$8,043
Inspection & Testing		\$0	\$0	\$28,312	\$326,203	\$77,942	\$0	\$0	\$0	\$0	\$0	\$432,458
Project Management		\$0	\$26,072	\$33,549	\$128,937	\$124,222	\$255	\$1,155	\$286	\$0	\$0	\$314,475
Advertising and Fees		\$0	-\$4	\$7,334	\$0	\$0	\$0	\$0	\$0	\$0	\$0	\$7,330
Cap-Equipment		\$0	\$0	\$0	\$0	\$25,356	\$12,579	\$0	\$0	\$0	\$0	\$37,935
Non-Cap Equipment		\$0	\$0	\$0	\$2,033	\$170,425	\$4,093	\$0	\$0	\$0	\$0	\$176,550
Total		\$3,513	\$642,095	\$1,215,679	\$6,563,194	-\$356,123	\$359,737	\$19,592	\$286	-\$834,764	\$0	\$7,633,209
Project Budget		\$12,507,725	Received									
Less Other Funding*		\$6,154,973	\$4,874,517									
Net		\$6,352,752										
Actual Measure U Expenditures		\$7,633,209										
Running Balance		-\$1,280,457										

* Other Funding Source:
 City of Santa Monica \$4,039,753 received
 FEMA \$2,115,220 committed, \$834,764 received

SANTA MONICA COMMUNITY COLLEGE DISTRICT
MEASURE U EXPENDITURES
 FUND 42.2
 As of June 30, 2012

Projects	Budget	02/03 Final	03/04 Final	04/05 Final	05/06 Final	06/07 Final	07/08 Final	08/09 Final	09/10 Final	10/11 Final	11/12 Final	Combined Totals
U7100013, U7100047												
Music Complex (J)												
Advertising		\$0	\$0	\$436	\$0	\$0	\$0	\$0	\$0	\$0	\$0	\$436
Supplies		\$0	\$0	\$0	\$194	\$19,094	\$0	\$0	\$0	\$0	\$0	\$19,288
Consultants		\$0	\$0	\$0	\$0	\$36,000	\$0	\$0	\$0	\$0	\$0	\$36,000
Other Contract Services		\$0	\$0	\$0	\$0	\$0	\$180	\$0	\$0	\$0	\$0	\$180
Moving Services		\$0	\$0	\$0	\$0	\$6,330	\$0	\$0	\$0	\$0	\$0	\$6,330
Building & Additions		\$0	\$0	\$356,464	\$1,293,726	-\$737,213	\$273,531	\$0	\$0	\$0	\$0	\$1,186,509
Architect		\$0	\$187,922	\$22,500	\$37,227	\$38,448	\$4,052	\$14,356	\$0	\$681	\$225	\$305,411
Engineering		\$0	\$0	\$0	\$0	\$0	\$0	\$21,370	\$0	\$0	\$0	\$21,370
Inspection & Testing		\$0	\$0	\$29,740	\$19,265	\$26,238	\$35,880	\$0	\$0	\$0	\$0	\$111,122
Project Management		\$0	\$170	\$36,739	\$36,351	\$56,914	\$16,200	\$1,288	\$0	\$0	\$0	\$147,662
Cap Equipment		\$0	\$0	\$0	\$0	\$0	\$62,600	\$0	\$0	\$0	\$0	\$62,600
Non-Cap Equipment		\$0	\$0	\$0	\$0	\$29,852	\$78,582	\$0	\$0	\$0	\$0	\$108,434
Total		\$0	\$188,092	\$445,879	\$1,386,568	-\$585,566	\$532,447	\$37,014	\$0	\$681	\$225	\$2,005,341
Project Budget	\$4,623,547	Received										
Less Other Funding*	\$2,618,113	\$2,618,113										
Net	\$2,005,434											
Actual Measure U Expenditures	\$2,005,341											
Running Balance	\$93											

* Other Funding Source:
 Prop T Refinance \$2,618,113 received

Projects	Budget	02/03 Final	03/04 Final	04/05 Final	05/06 Final	06/07 Final	07/08 Final	08/09 Final	09/10 Final	10/11 Final	11/12 Final	Combined Totals
U7100111												
Earthquake Rpl. Liberal Arts South (K)												
Supply		\$0	\$0	\$855	\$2,497	\$379	\$23,811	\$75	\$0	\$0	\$0	\$27,618
Legal		\$0	\$0	\$0	\$0	\$0	\$2,203	\$50	\$0	\$0	\$0	\$2,253
Moving Services		\$0	\$0	\$0	\$0	\$0	\$4,063	\$0	\$0	\$0	\$0	\$4,063
Consultants		\$0	\$0	\$0	\$17,265	\$41,435	\$0	\$0	\$0	\$0	\$0	\$58,700
Other Contract Services		\$0	\$0	\$6,154	\$202	\$0	\$0	\$0	\$0	\$0	\$0	\$6,356
Building & Additions		\$0	\$0	\$26,302	\$3,091,306	\$5,706,802	-\$4,642,459	\$0	\$91,516	\$0	\$0	\$4,273,467
Architect		\$0	\$0	\$836,555	-\$503,297	\$163,506	\$183,877	\$39,984	\$2,549	\$0	\$0	\$723,174
Engineering		\$0	\$0	\$3,125	\$150	\$5,344	\$500	\$0	\$0	\$0	\$0	\$9,119
Inspection & Testing		\$0	\$0	\$0	\$179,798	\$296,015	\$68,273	\$0	\$0	\$0	\$0	\$544,086
Project Management		\$0	\$0	\$0	\$43,989	\$262,598	\$52,690	\$1,722	\$1,278	\$0	\$0	\$362,276
Cap-Equipment		\$0	\$0	\$0	\$0	\$0	\$0	\$0	\$0	\$0	\$0	\$0
Non-Cap Equipment		\$0	\$0	\$0	\$0	\$58,726	\$45,388	-\$7,074	\$0	\$0	\$0	\$97,040
Total		\$0	\$0	\$872,991	\$2,831,909	\$6,534,806	-\$4,261,655	\$34,757	\$95,342	\$0	\$0	\$6,108,150
Project Budget	\$16,733,220	Received										
Less Other Funding*	\$10,625,070	\$10,625,070										
Net	\$6,108,150											
Actual Measure U Expenditures	\$6,108,150											
Running Balance	\$0											

* Other Funding Source:
 City of Santa Monica \$6,167,070 received
 State of California \$4,458,000 received

SANTA MONICA COMMUNITY COLLEGE DISTRICT
MEASURE U EXPENDITURES
 FUND 42.2
 As of June 30, 2012

Projects	Budget	02/03 Final	03/04 Final	04/05 Final	05/06 Final	06/07 Final	07/08 Final	08/09 Final	09/10 Final	10/11 Final	11/12 Final	Combined Totals
U7100221												
Shuttle Replacement Parking (L)												
Supplies		\$0	\$0	\$0	\$0	\$0	\$1,347	\$0	\$0	\$0	\$0	\$1,347
Legal		\$0	\$0	\$0	\$8,462	\$35,103	\$0	\$0	\$0	\$0	\$0	\$43,565
Site Acquisition		\$0	\$0	\$0	\$0	\$16,903,087	\$0	\$0	\$0	\$0	\$0	\$16,903,087
Site Improvement		\$0	\$0	\$0	\$0	\$3,027	\$0	\$0	\$0	\$0	\$0	\$3,027
Building & Additions		\$0	\$0	\$0	\$0	\$484,000	\$1,252,224	\$2,353	\$0	\$0	\$0	\$1,738,577
Architect		\$0	\$0	\$0	\$0	\$51,569	\$7,208	\$0	\$0	\$0	\$0	\$58,777
Inspection & Testing		\$0	\$0	\$0	\$0	\$139,822	\$41,250	\$0	\$0	\$0	\$0	\$181,072
Project Management		\$0	\$0	\$0	\$0	\$7,631	\$32,425	\$0	\$0	\$0	\$0	\$40,056
Total		\$0	\$0	\$0	\$8,462	\$17,624,240	\$1,334,455	\$2,353	\$0	\$0	\$0	\$18,969,509
Project Budget	\$18,969,509											
Less Other Funding	\$0											
Net	\$18,969,509											
Actual Measure U Expenditures	\$18,969,509											
Running Balance	\$0											

U7100321												
North Quad Plaza (M)												
Legal		\$0	\$0	\$0	\$0	\$0	\$3,825	\$5,604	\$0	\$0	\$0	\$9,429
Building & Additions		\$0	\$0	\$0	\$0	\$443	\$6,130,081	\$3,634,487	\$0	\$0	\$0	\$9,764,125
Architect		\$0	\$231,055	\$8,444	\$140,048	\$435,618	\$171,225	\$68,633	\$2,901	\$10,483	\$0	\$1,068,407
Engineering		\$0	\$0	\$0	\$0	\$0	\$0	\$0	\$0	\$0	\$0	\$0
Inspection & Testing		\$0	\$0	\$0	\$0	\$0	\$186,220	\$107,477	\$328	\$0	\$0	\$294,025
Project Management		\$0	\$0	\$760	\$210	\$2,200	\$135,601	\$55,782	\$606	\$0	\$0	\$195,158
Printing		\$0	\$1,900	\$0	\$0	\$0	\$0	\$0	\$0	\$0	\$0	\$1,900
Cap Equipment		\$0	\$0	\$0	\$0	\$0	\$0	\$55,420	\$0	\$0	\$0	\$55,420
Total		\$0	\$232,955	\$9,204	\$140,258	\$437,375	\$6,626,952	\$3,927,402	\$3,834	\$10,483	\$0	\$11,388,463
Project Budget	\$11,388,463											
Less Other Funding	\$0											
Net	\$11,388,463											
Actual Measure U Expenditures	\$11,388,463											
Running Balance	\$0											

SANTA MONICA COMMUNITY COLLEGE DISTRICT
MEASURE U EXPENDITURES
 FUND 42.2
 As of June 30, 2012

Projects	Budget	02/03 Final	03/04 Final	04/05 Final	05/06 Final	06/07 Final	07/08 Final	08/09 Final	09/10 Final	10/11 Final	11/12 Final	Combined Totals
U7100500, U7126450, U7100334, U7100142												
Student Services Building (O)												
Supplies		\$2,014	\$0	\$0	\$0	\$0	\$0	\$718	\$0	\$0	\$0	\$2,732
PC Upgrades		\$0	\$765	\$0	\$0	\$0	\$0	\$0	\$0	\$0	\$0	\$765
Consultants		\$0	\$0	\$0	\$9,334	\$55,693	\$0	\$0	\$0	\$0	\$0	\$65,027
Legal		\$0	\$0	\$0	\$38	\$2,775	\$31,776	\$0	\$0	\$0	\$0	\$34,588
Other Contract Services		\$210	\$0	\$0	\$0	\$17,561	\$17,495	\$18,817	\$0	\$0	\$0	\$54,014
Moving		\$7,571	\$0	\$0	\$0	\$0	\$616	\$0	\$0	\$0	\$0	\$8,187
Building & Additions		\$359,141	\$2,441	\$0	\$0	\$0	\$0	\$0	\$0	\$0	\$0	\$361,582
Architect		\$31,782	\$0	\$235,230	\$0	\$43,992	\$0	\$690,099	\$208,521	\$38,643	\$48,442	\$1,296,710
Engineering		\$1,838	\$0	\$0	\$0	\$0	\$0	\$6,205	\$27,363	\$3,171	\$0	\$38,576
Inspection & Testing		\$4,650	\$0	\$0	\$0	\$0	\$25,670	\$34,687	\$0	\$0	\$0	\$60,358
Project Management		\$59,063	\$0	\$2,470	\$0	\$1,100	\$0	\$124,148	\$0	\$0	\$0	\$132,368
Cap Equipment		\$466,268	\$0	\$0	\$0	\$0	\$8,745	\$913,802	\$254,701	\$41,744	\$0	\$75,864
Total		\$53,521,913	\$3,207	\$237,700	\$0	\$54,464	\$110,445	\$913,802	\$254,701	\$41,744	\$48,442	\$2,130,772
Project Budget		Received										
Less Other Funding*		\$32,705,717	\$1,321,000									
Net		\$20,816,196										
Actual Measure U Expenditures		\$2,130,772										
Running Balance		\$18,685,424										

* Other Funding Source:
 State of California \$16,803,000 allocated, \$1,321,000 received
 District Capital Funds \$10,208,069 committed
 Measure U Interest \$5,694,648 allocated

Student Services Building

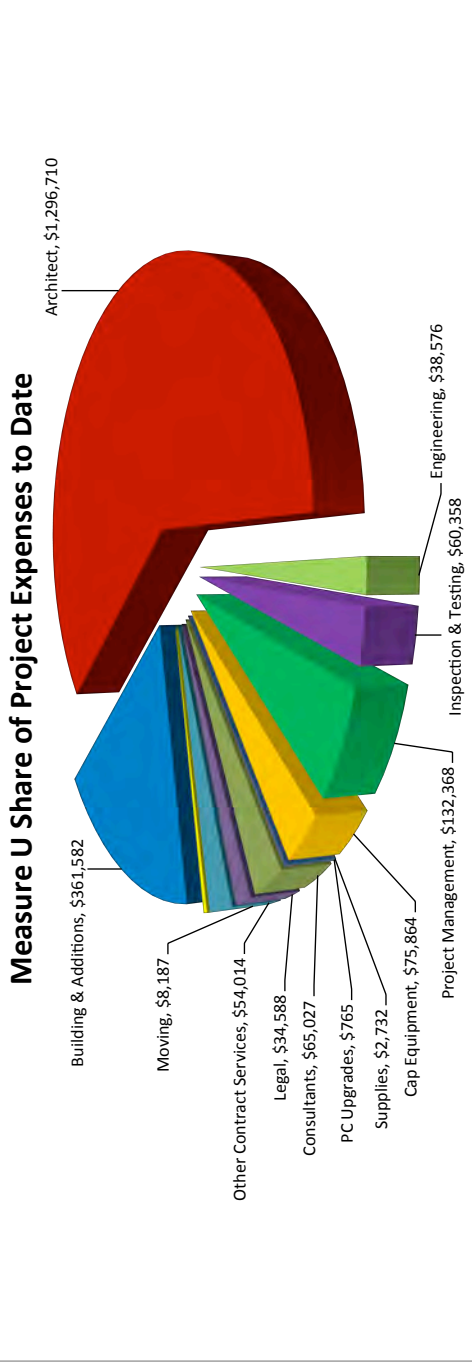
Project Description:
 Consolidates various student services departments and college administration in a single complex at the front of the campus

Facility Size:
 83,634 sq/ft & 500 cars underground parking structure

Status:
 In plan check with DSA

Architect:
 Steinberg Architects

Contractor:



SANTA MONICA COMMUNITY COLLEGE DISTRICT
MEASURE U EXPENDITURES
 FUND 42.2
 As of June 30, 2012

Projects	Budget	02/03 Final	03/04 Final	04/05 Final	05/06 Final	06/07 Final	07/08 Final	08/09 Final	09/10 Final	10/11 Final	11/12 Final	Combined Totals
U7100090												
Science Complex Additional (P)												
Architect		\$0	\$0	\$0	\$0	\$246,425	\$61,911	\$0	\$0	\$0	\$0	\$308,336
Total		\$0	\$0	\$0	\$0	\$246,425	\$61,911	\$0	\$0	\$0	\$0	\$308,336
Project Budget	\$308,336											
Less Other Funding	\$0											
Net	\$308,336											
Actual Measure U Expenditures	\$308,336											
Running Balance	\$0											
U6780000, U7100022, U7100331, U7100550, U7100005, U7100030, U7100031, U7100029, U7100003, U7100008, U7100332, U7100072, U7100042, U7100056, U7100039												
Infrastructure & Safety (Q)												
Supplies		\$0	\$0	\$254	\$0	\$0	\$0	\$1,700	\$1,393	\$0	\$0	\$3,347
Consultants		\$0	\$0	\$0	\$0	\$0	\$0	\$16,734	\$0	\$0	\$0	\$16,734
Maintenance Agreement		\$0	\$0	\$0	\$0	\$0	\$0	\$0	\$0	\$14,673	\$12,979	\$27,653
Legal		\$0	\$0	\$0	\$0	\$0	\$3,527	\$3,294	\$0	\$0	\$0	\$6,821
Other Contract Services		\$0	\$0	\$0	\$0	\$0	\$7,825	\$81,445	\$203,383	\$3,320	\$0	\$295,973
Building & Additions		\$681,900	\$195,175	\$20,600	\$0	\$200,620	\$733	\$0	\$0	\$0	\$0	\$1,099,028
Architect		\$69,081	\$42,108	\$0	\$155,321	\$448,507	\$91,127	\$4,227	\$0	\$0	\$0	\$810,370
Engineering		\$8,050	\$0	\$0	\$6,750	\$12,000	\$18,429	\$2,360	\$0	\$0	\$0	\$47,589
Inspection & Testing		\$2,241	\$4,250	\$0	\$0	\$0	\$5,807	\$0	\$0	\$0	\$0	\$12,298
Project Management		\$0	\$2,805	\$0	\$0	\$3,520	\$1,840	\$38	\$196	\$0	\$0	\$8,399
Cap Equipment		\$0	\$0	\$343,861	\$0	\$0	\$0	\$895,171	\$349,531	\$40,002	\$0	\$1,628,565
Non-Cap Equipment		\$0	\$0	\$0	\$0	\$0	\$0	\$0	\$4,216	\$0	\$0	\$29,694
Advertising		\$0	\$785	\$0	\$0	\$0	\$0	\$0	\$0	\$0	\$0	\$785
Total		\$761,272	\$245,122	\$364,715	\$162,071	\$664,647	\$129,287	\$1,004,968	\$558,718	\$57,995	\$42,673	\$3,991,470
Project Budget	\$4,030,284											
Less Other Funding	\$0											
Net	\$4,030,284											
Actual Measure U Expenditures	\$3,991,470											
Running Balance	\$38,814											

SANTA MONICA COMMUNITY COLLEGE DISTRICT
MEASURE U EXPENDITURES
 FUND 42.2
 As of June 30, 2012

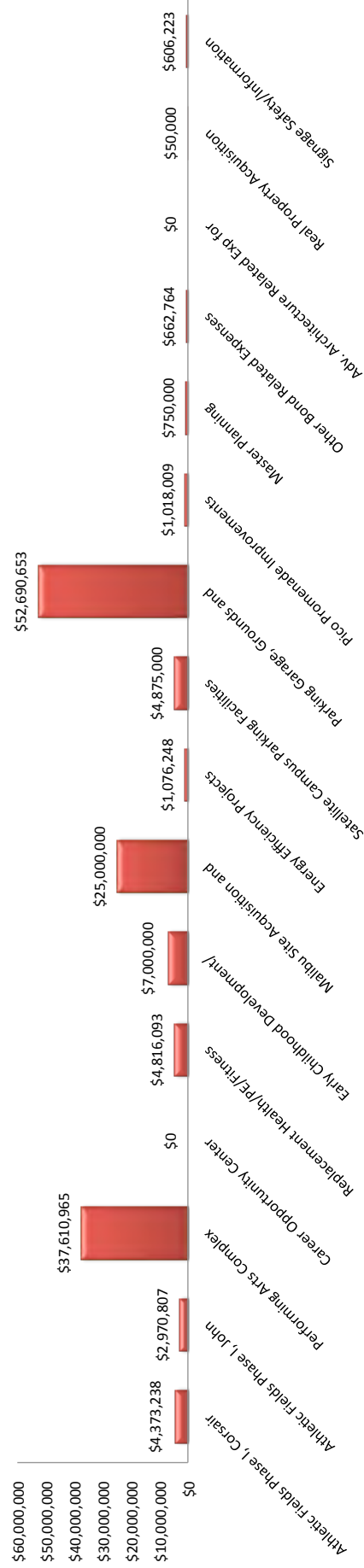
Projects	Budget	02/03 Final	03/04 Final	04/05 Final	05/06 Final	06/07 Final	07/08 Final	08/09 Final	09/10 Final	10/11 Final	11/12 Final	Combined Totals
U7100007												
Restroom Improvement (R)												
Supplies		\$0	\$564	\$0	\$1,075	\$0	\$0	\$0	\$0	\$0	\$0	\$1,639
Other Contract Services		\$0	\$0	\$0	\$3,803	\$0	\$0	\$0	\$0	\$0	\$0	\$3,803
Building & Additions		\$0	\$1,305	\$0	\$7,891	\$0	\$0	\$0	\$0	\$0	\$0	\$9,196
Inspection & Testing		\$0	\$2,043	\$0	\$820	\$0	\$0	\$0	\$0	\$0	\$0	\$2,863
Total		\$0	\$3,912	\$0	\$13,589	\$0	\$0	\$0	\$0	\$0	\$0	\$17,501
Project Budget	\$17,501											
Less Other Funding	\$0											
Net	\$17,501											
Actual Measure U Expenditures	\$17,501											
Running Balance	\$0											
U7100004, U710020												
Master Planning (S)												
Consultants		\$9,000	\$26,516	\$158,449	\$374,329	\$125,404	\$17,998	\$363,342	\$0	\$0	\$0	\$1,075,038
Architect		\$0	\$17,617	\$126,433	\$104,083	\$126,701	\$346,827	\$276,985	\$0	\$0	\$0	\$998,647
Rental / Lease		\$0	\$0	\$6,453	\$0	\$0	\$0	\$0	\$0	\$0	\$0	\$6,453
Postage		\$0	\$0	\$30,000	\$0	\$0	\$0	\$0	\$0	\$0	\$0	\$30,000
Reimbursement to SMC		\$0	\$0	\$0	\$180	\$0	\$0	\$0	\$0	\$0	\$0	\$180
Project Management		\$0	\$0	\$0	\$0	\$0	\$0	\$113	\$0	\$0	\$0	\$113
Total		\$9,000	\$44,133	\$321,335	\$478,593	\$252,105	\$364,825	\$640,439	\$0	\$0	\$0	\$2,110,430
Project Budget	\$2,110,430											
Less Other Funding	\$0											
Net	\$2,110,430											
Actual Measure U Expenditures	\$2,110,430											
Running Balance	\$0											
U7100024												
14th and Pico Project (T)												
Consultants		\$0	\$888	\$0	\$0	\$0	\$0	\$0	\$0	\$0	\$0	\$888
Architect		\$258,601	\$47,343	\$0	\$0	\$0	\$0	\$0	\$0	\$0	\$0	\$305,944
Inspection & Testing		\$12,070	\$0	\$0	\$0	\$0	\$0	\$0	\$0	\$0	\$0	\$12,070
Project Management		\$0	\$340	\$0	\$0	\$0	\$0	\$0	\$0	\$0	\$0	\$340
Total		\$270,671	\$48,571	\$0	\$0	\$0	\$0	\$0	\$0	\$0	\$0	\$319,242
Project Budget	\$319,242											
Less Other Funding	\$0											
Net	\$319,242											
Actual Measure U Expenditures	\$319,242											
Running Balance	\$0											
Grand Total		\$11,068,400	\$10,432,055	\$28,685,697	\$54,940,416	\$25,278,771	\$5,283,853	\$6,585,573	\$912,880	-\$723,860	\$91,341	\$142,555,126

Note: Project N had no expenses

SANTA MONICA COMMUNITY COLLEGE DISTRICT
Measure S Bond Budget
 As of June 30, 2012

Project Name	Completion	Project Budget	Measure S Allocation	Other Funding	Measure S Expenditures as of 6/30/12	Measure S Expenditures Last Period	Total Measure S Remaining
1 Athletic Fields Phase I, Corsair Field	Completed	\$4,440,768	\$4,373,238	\$67,530	\$4,372,535	\$4,372,535	\$703
1A Athletic Fields Phase I, John Adams	Completed	\$2,970,807	\$2,970,807	\$0	\$2,969,807	\$2,969,807	\$1,000
2 Performing Arts Complex	Completed	\$40,603,541	\$37,610,965	\$2,992,576	\$37,610,571	\$37,610,571	\$394
3 Career Opportunity Center	Move to AA	\$0	\$0	\$0	\$0	\$0	\$0
4 Replacement Health/PE/Fitness Building	May 2015	\$40,200,333	\$4,816,093	\$35,384,240	\$790,589	\$790,589	\$4,025,504
5 Early Childhood Development/Childcare	May 2015	\$11,318,000	\$7,000,000	\$4,318,000	\$33,392	\$17,055	\$6,966,608
6 Malibu Site Acquisition and Facility	November 2014	\$31,069,031	\$25,000,000	\$6,069,031	\$5,462,179	\$5,348,979	\$19,537,821
7 Energy Efficiency Projects	On-Going	\$1,293,570	\$1,076,248	\$217,322	\$293,361	\$293,361	\$782,887
8 Satellite Campus Parking Facilities and Roadway Improvements	Completed	\$4,875,000	\$4,875,000	\$0	\$3,823,272	\$3,823,272	\$1,051,728
9 Parking Garage, Grounds and Equipment - Student Services	June 2015	\$53,143,653	\$52,690,653	\$453,000	\$15,105,104	\$15,035,769	\$37,585,549
10 Pico Promenade Improvements	Completed	\$1,018,009	\$1,018,009	\$0	\$1,018,009	\$1,018,009	\$0
11 Master Planning	On-Going	\$750,000	\$750,000	\$0	\$708,583	\$708,583	\$41,417
12 Other Bond Related Expenses	On-Going	\$662,764	\$662,764	\$0	\$175,027	\$160,232	\$487,737
13 Adv. Architecture Related Exp for AA	Completed	\$0	\$0	\$0	\$0	\$0	\$0
14 Real Property Acquisition	On-Going	\$50,000	\$50,000	\$0	\$45,597	\$45,597	\$4,403
15 Signage Safety/Information	On-Going	\$606,223	\$606,223	\$0	\$236,289	\$236,289	\$369,934
Project Totals		\$193,001,699	\$143,500,000	\$49,501,699	\$72,644,315	\$72,430,648	\$70,855,685

Measure S Allocation



SANTA MONICA COMMUNITY COLLEGE DISTRICT
Measure S Project Schedule
 As of June 30, 2012

	Project Name	Completion	2011	2012	2013	2014	2015
1	Athletic Fields Phase I, Corsair Field	Completed					
1A	Athletic Fields Phase I, John Adams	Completed					
2	Performing Arts Center	Completed					
3	Career Opportunity Center	Move to AA					
4	Replacement Health/PE/Fitness Building	May 2015					
5	Early Childhood Development/Childcare	May 2015					
6	Malibu Site Acquisition and Facility	November 2014					
7	Energy Efficiency Projects	On-Going					
8	Satellite Campus Parking Facilities and Roadway Improvements	Completed					
9	Parking Garage, Grounds and Equipment - Student Services	June 2015					
10	Pico Promenade Improvements	Completed					
11	Master Planning	On-Going					
12	Other Bond Related Expenses	On-Going					
13	Adv. Architecture Related Exp for AA	Completed					
14	Real Property Acquisition	On-Going					
15	Signage Safety/Information	On-Going					
			In Planning			In Construction	

SANTA MONICA COMMUNITY COLLEGE DISTRICT
MEASURE S EXPENDITURES
 FUND 42.3
 As of June 30, 2012

Projects	Budget	04/05 Final	05/06 Final	06/07 Final	07/08 Final	08/09 Final	09/10 Final	10/11 Final	11/12 Final	Combined Totals
\$7100019										
Athletic Field Phase I, Corsair Field (1)										
Legal		\$0	\$0	\$0	\$301	\$175	\$0	\$0	\$0	\$476
Building & Additions		\$0	\$0	\$0	\$300,380	\$2,579,095	\$0	\$0	\$0	\$2,879,475
Architect		\$27,332	\$43,815	\$197,557	\$252,736	\$279,173	\$26,563	\$0	\$0	\$827,176
Inspection & Testing		\$0	\$0	\$0	\$23,411	\$57,585	\$640	\$296	\$0	\$81,932
Project Management		\$0	\$0	\$0	\$9,871	\$42,374	\$565	\$0	\$0	\$52,810
Cap Equipment		\$0	\$0	\$0	\$0	\$483,017	\$35,271	\$0	\$0	\$518,288
Non-Cap Equipment		\$0	\$0	\$0	\$0	\$2,066	\$10,312	\$0	\$0	\$12,378
Total		\$27,332	\$43,815	\$197,557	\$586,699	\$3,443,485	\$73,350	\$296	\$0	\$4,372,535
Project Budget	\$4,440,768	Received								
Less Other Funding*	\$67,530									
Net	\$4,373,238									
Actual Measure S Expenditures	\$4,372,535									
Running Balance	\$703									

* Other Funding Source:
 Metropolitan Water District \$67,530 received

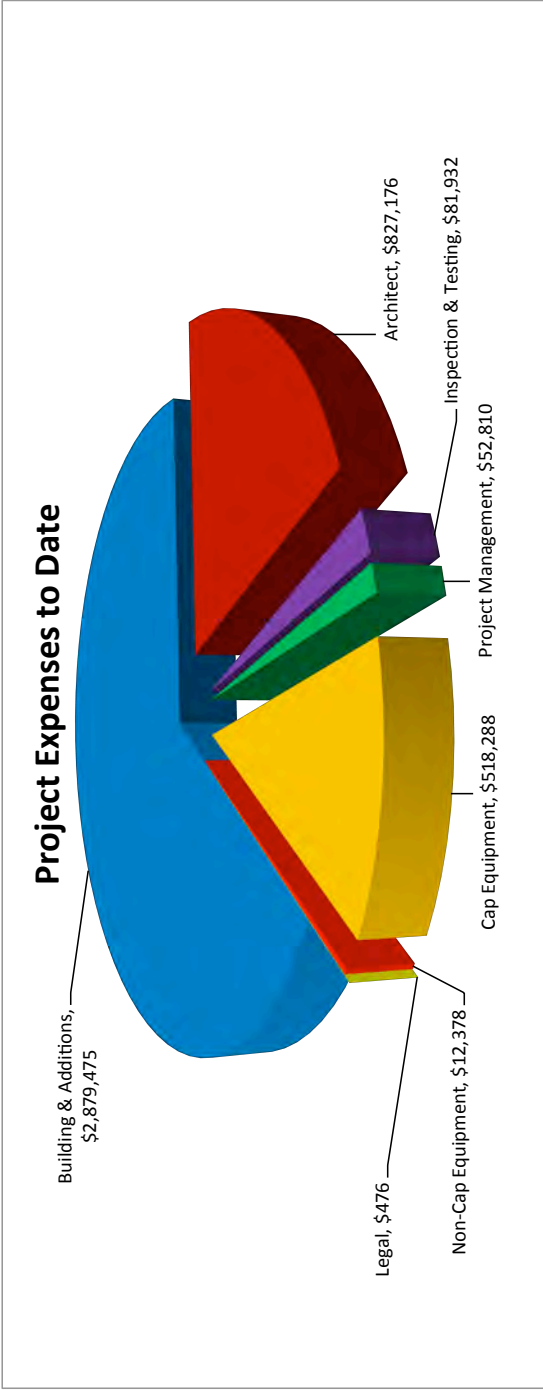
Athletic Field Phase I, Corsair Field

Project Description:
 Renovation of the Corsair Field, stadium lighting and sound system

Status:
 Completed, 2009

Architect:
 CO Architects

Contractor:
 Byrom Davey, Inc.



SANTA MONICA COMMUNITY COLLEGE DISTRICT
MEASURE S EXPENDITURES
 FUND 42.3
 As of June 30, 2012

Projects	Budget	04/05 Final	05/06 Final	06/07 Final	07/08 Final	08/09 Final	09/10 Final	10/11 Final	11/12 Final	Combined Totals
\$7100038										
Athletic Field Phase I, John Adams (1A)										
Legal		\$0	\$0	\$0	\$75	\$0	\$0	\$0	\$0	\$75
Building & Additions		\$0	\$0	\$0	\$16,556	\$1,395,261	\$0	\$0	\$0	\$1,411,817
Architect		\$0	\$5,807	\$93,941	\$12,150	\$31,818	\$0	\$0	\$0	\$143,715
Inspection & Testing		\$0	\$2,874	\$3,207	\$0	\$49,984	\$0	\$0	\$0	\$56,066
Project Management		\$0	\$0	\$0	\$10,921	\$45,170	\$38	\$0	\$0	\$56,128
Cap Equipment		\$0	\$0	\$0	\$0	\$1,290,672	\$0	\$0	\$0	\$1,290,672
Non-Cap Equipment		\$0	\$0	\$0	\$0	\$11,334	\$0	\$0	\$0	\$11,334
Total		\$0	\$8,681	\$97,148	\$39,701	\$2,824,239	\$38	\$0	\$0	\$2,969,807
Project Budget	\$2,970,807									
Less Other Funding	\$0									
Net	\$2,970,807									
Actual Measure S Expenditures	\$2,969,807									
Running Balance	\$1,000									

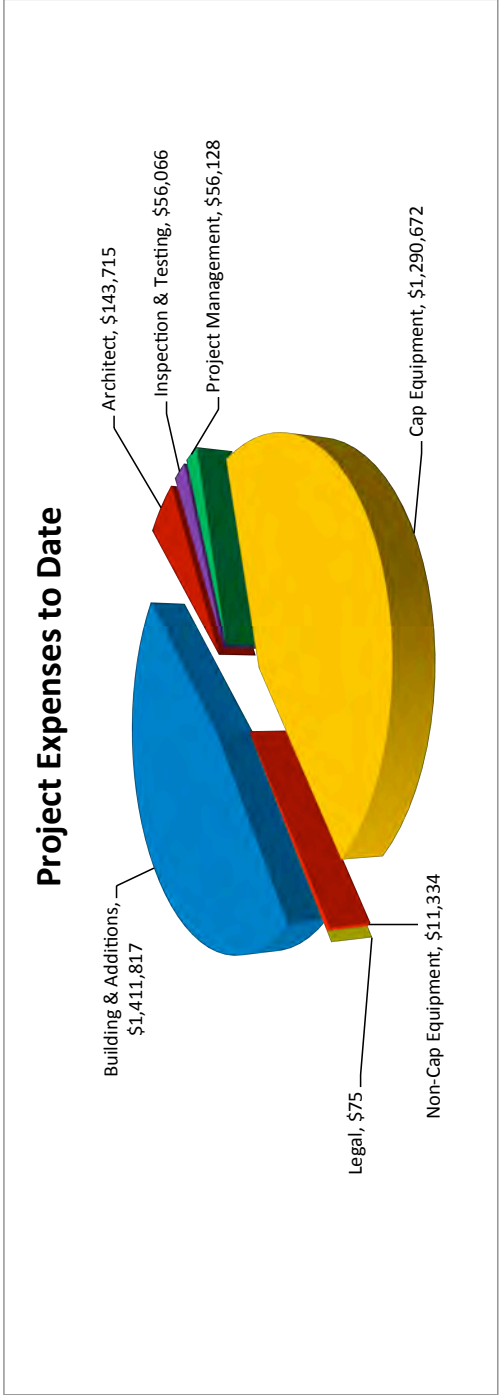
Athletic Field Phase I, John Adams

Project Description:
Renovation of John Adams Field and lighting

Status:
Completed, 2008

Architect:
Caldwell Architects

Contractor:
Byrom Davey, Inc.



SANTA MONICA COMMUNITY COLLEGE DISTRICT
MEASURE S EXPENDITURES
 FUND 42.3
 As of June 30, 2012

Projects	Budget	04/05 Final	05/06 Final	06/07 Final	07/08 Final	08/09 Final	09/10 Final	10/11 Final	11/12 Final	Combined Totals
\$7100012										
Performing Arts Center (2)										
Consultants		\$0	\$0	\$0	\$121,790	\$76,639	\$0	\$0	\$0	\$198,429
Other Contract Services		\$0	\$0	\$4,269	\$0	\$22,729	\$22	\$68	\$0	\$27,088
Supplies		\$0	\$0	\$0	\$14,565	\$5,810	\$0	\$0	\$0	\$20,375
Legal		\$0	\$0	\$34,329	\$275,667	\$492,731	\$15,629	\$0	\$0	\$818,356
Advertising		\$0	\$0	\$0	\$320	\$0	\$0	\$0	\$0	\$320
Building & Additions		\$7,784,151	\$10,292,986	\$8,930,813	\$2,991,903	\$1,629,990	\$50,000	\$0	\$0	\$31,679,843
Architect		\$0	\$811,312	\$182,457	\$412,309	\$121,558	\$108	\$1,962	\$0	\$1,529,736
Engineering		\$0	\$3,600	\$5,250	\$1,500	\$9,650	\$0	\$0	\$0	\$20,000
Inspection & Testing		\$104,308	\$722,685	\$411,193	\$210,381	\$22,256	\$0	\$0	\$0	\$1,470,823
Project Management		\$31,984	\$155,732	\$248,876	\$263,690	\$47,915	\$3,244	\$0	\$0	\$751,441
Cap Equipment		\$0	\$0	\$130,218	\$292,565	\$342,693	\$0	\$0	\$0	\$765,476
Non-Cap Equipment		\$0	\$0	\$15,124	\$93,106	\$220,455	\$0	\$0	\$0	\$328,685
Total		\$7,920,443	\$11,986,315	\$9,962,528	\$4,677,797	\$2,992,455	\$69,003	\$2,030	\$0	\$37,610,571
Project Budget	\$40,603,541	Received								
Less Other Funding*	\$2,992,576	\$2,992,576								
Net	\$37,610,965									
Actual Measure S Expenditures	\$37,610,571									
Running Balance	\$394									

* Other Funding Source:
 Madison Project Foundation \$2,992,576 received

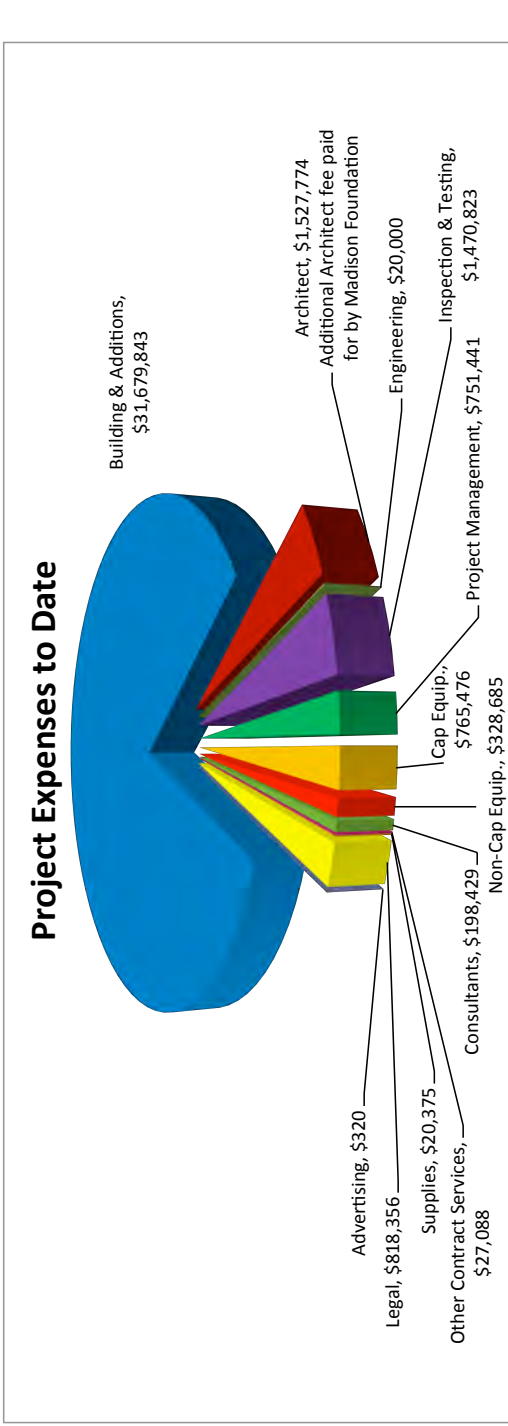
Performing Arts Center

Project Description:
 Construction of a state-of-the-art 499 seat performing arts theater

Status:
 Completed, 2008

Architect:
 Renzo Zecchetto

Contractor:
 FTR International



SANTA MONICA COMMUNITY COLLEGE DISTRICT
MEASURE S EXPENDITURES
 FUND 42.3
 As of June 30, 2012

Projects	Budget	04/05 Final	05/06 Final	06/07 Final	07/08 Final	08/09 Final	09/10 Final	10/11 Final	11/12 Final	Combined Totals
S7100033, S7100144										
Replacement Health/PE/Fitness Building (4)										
Supplies	\$0	\$0	\$0	\$0	\$0	\$0	\$163	\$0	\$0	\$163
Legal	\$0	\$0	\$0	\$0	\$1,413	\$75	\$0	\$0	\$0	\$1,488
Other Contract Services	\$1,634	\$25,934	\$0	\$0	\$253	\$165	\$0	\$0	\$0	\$27,985
Repair Facility	\$0	\$4,861	\$0	\$0	\$0	\$0	\$0	\$0	\$0	\$4,861
Supplies	\$4,809	\$288	\$0	\$0	\$0	\$0	\$0	\$0	\$0	\$5,097
Building & Additions	\$0	\$0	\$0	\$0	\$112,410	\$526,552	\$0	\$0	\$0	\$638,962
Architect	\$0	\$0	\$0	\$0	\$0	\$41,044	\$0	\$0	\$0	\$41,044
Inspection & Testing	\$0	\$0	\$0	\$0	\$0	\$6,518	\$14,363	\$0	\$0	\$20,881
Project Management	\$0	\$0	\$0	\$0	\$9,070	\$23,425	\$0	\$0	\$0	\$32,495
Cap Equipment	\$0	\$0	\$0	\$0	\$0	\$0	\$0	\$17,613	\$0	\$17,613
Total	\$6,443	\$31,083	\$0	\$0	\$129,663	\$605,787	\$0	\$17,613	\$0	\$790,589
Project Budget	\$40,200,333									
Less Other Funding*	\$35,384,240									
Net	\$4,816,093									
Actual Measure S Expenditures	\$790,589									
Running Balance	\$4,025,504									

* Other Funding Source:
 Measure AA \$35,384,240 allocated

S7100045										
Early Childhood Development/Childcare (5)										
Consultants	\$0	\$0	\$0	\$9,200	\$0	\$0	\$0	\$0	\$0	\$9,200
Architect	\$0	\$0	\$0	\$0	\$0	\$0	\$0	\$0	\$966	\$966
Project Management	\$0	\$0	\$0	\$0	\$0	\$0	\$0	\$1,246	\$21,980	\$23,226
Total	\$0	\$0	\$0	\$9,200	\$0	\$0	\$0	\$1,246	\$22,946	\$33,392
Project Budget	\$11,318,000	Received								
Less Other Funding*	\$4,318,000									
Net	\$7,000,000									
Actual Measure S Expenditures	\$33,392									
Running Balance	\$6,966,609									

* Other Funding Source:
 City of Santa Monica \$4,318,000 committed

S7100077, S7100015										
Malibu Site Acquisition and Facilities (6)										
Consultants	\$0	\$0	\$0	\$0	\$0	\$30,000	\$0	\$0	\$72,157	\$102,157
Legal	\$0	\$27,722	\$16,787	\$6,159	\$504	\$0	\$0	\$0	\$0	\$51,172
Other Contract Services	\$0	\$0	\$0	\$0	\$0	\$0	\$0	\$0	\$2,092	\$2,092
Building & Additions	\$0	\$0	\$0	\$0	\$0	\$0	\$0	\$0	\$0	\$0
Architect	\$0	\$0	\$0	\$0	\$0	\$0	\$0	\$0	\$966	\$966
Inspection & Testing	\$4,388	\$3,750	\$141,462	\$0	\$0	\$0	\$0	\$0	\$98,022	\$247,622
Project Management	\$0	\$0	\$220	\$0	\$0	\$0	\$0	\$2,886	\$55,064	\$58,170
Storm/Waste Water Treatment Center	\$0	\$2,500,000	\$0	\$0	\$0	\$2,500,000	\$0	\$0	\$0	\$5,000,000
Total	\$4,388	\$2,531,472	\$158,468	\$6,159	\$2,530,504	\$0	\$0	\$2,886	\$228,301	\$5,462,179
Project Budget	\$31,069,031									
Less Other Funding*	\$6,069,031									
Net	\$25,000,000									
Actual Measure S Expenditures	\$5,462,179									
Running Balance	\$19,537,821									

* Other Funding Source:
 Measure AA \$6,069,031 allocated

SANTA MONICA COMMUNITY COLLEGE DISTRICT
MEASURE S EXPENDITURES
 FUND 42.3
 As of June 30, 2012

Projects	Budget	04/05 Final	05/06 Final	06/07 Final	07/08 Final	08/09 Final	09/10 Final	10/11 Final	11/12 Final	Combined Totals
S7100043, S7100066										
Energy Efficiency Projects (7)										
Legal		\$0	\$0	\$0	\$0	\$988	\$0	\$0	\$0	\$988
Building & Additions		\$0	\$0	\$0	\$0	\$106,921	\$355,294	-\$180,342	\$0	\$281,873
Engineering		\$0	\$0	\$0	\$10,500	\$0	\$0	\$0	\$0	\$10,500
Inspection & Testing		\$0	\$0	\$0	\$0	\$0	\$0	\$0	\$0	\$0
Project Management		\$0	\$0	\$0	\$0	\$0	\$0	\$0	\$0	\$0
Total		\$0	\$0	\$0	\$10,500	\$107,910	\$355,294	-\$180,342	\$0	\$293,361
Project Budget	\$1,293,570	Received								
Less Other Funding*	\$217,322	\$217,322								
Net	\$1,076,248									
Actual Measure S Expenditures	\$293,361									
Running Balance	\$782,887									


* Other Funding Source:
 SCE & The Gas Co. \$217,322 received

Projects	Budget	04/05 Final	05/06 Final	06/07 Final	07/08 Final	08/09 Final	09/10 Final	10/11 Final	11/12 Final	Combined Totals
S7100091, S7100092										
Satellite Campus Parking Facilities and Roadway Improvements (8)										
Legal		\$0	\$0	\$0	\$300	\$175	\$0	\$0	\$0	\$475
Other Contract Services		\$0	\$0	\$0	\$300	\$0	\$0	\$0	\$0	\$300
Advertising		\$0	\$0	\$0	\$0	\$0	\$0	\$0	\$0	\$0
Consultants		\$0	\$0	\$0	\$0	\$0	\$0	\$0	\$0	\$0
Supplies		\$0	\$0	\$0	\$0	\$0	\$0	\$0	\$0	\$0
Building & Additions		\$0	\$0	\$0	\$278,178	\$1,860,152	\$449,543	\$37,777	\$0	\$2,625,651
Architect		\$0	\$0	\$324,919	\$324,864	\$136,911	\$34,490	\$1,397	\$2,289	\$824,871
Inspection & Testing		\$0	\$0	\$0	\$31,100	\$185,947	\$28,218	\$360	\$0	\$245,626
Project Management		\$0	\$0	\$0	\$18,288	\$64,880	\$31,137	\$8,659	\$0	\$122,964
Non-Cap Equipment		\$0	\$0	\$0	\$0	\$0	\$3,387	\$0	\$0	\$3,387
Total		\$0	\$0	\$324,919	\$653,031	\$2,248,065	\$546,775	\$48,194	\$2,289	\$3,823,272
Project Budget	\$4,875,000									
Less Other Funding	\$0									
Net	\$4,875,000									
Actual Measure S Expenditures	\$3,823,272									
Running Balance	\$1,051,728									

SANTA MONICA COMMUNITY COLLEGE DISTRICT
MEASURE S EXPENDITURES
 FUND 42.3
 As of June 30, 2012

Projects	Budget	04/05 Final	05/06 Final	06/07 Final	07/08 Final	08/09 Final	09/10 Final	10/11 Final	11/12 Final	Combined Totals
\$7100142										
Parking Garage and Grounds - Student Services (9)										
Supplies		\$0	\$0	\$0	\$1,745	\$0	\$0	\$0	\$648	\$2,393
Consultants		\$0	\$0	\$0	\$20,700	\$0	\$0	\$0	\$0	\$20,700
Legal		\$0	\$0	\$0	\$2,154	\$17,486	\$4,800	\$2,257	\$2,257	\$26,697
Other Contract Services		\$0	\$0	\$0	\$1,508	\$10,952	\$1,986	\$46	\$46	\$14,492
Building & Additions		\$0	\$0	\$0	\$2,555,940	\$5,925,152	\$78,717	\$77,320	\$77,320	\$8,637,129
Architect		\$0	\$0	\$0	\$2,266,766	\$2,674,054	\$37,111	\$75,163	\$75,163	\$5,053,094
Engineering		\$0	\$0	\$0	\$4,813	\$38,330	\$42,968	\$50,952	\$50,952	\$137,062
Inspection & Testing		\$0	\$0	\$0	\$131,009	\$161,847	\$54,069	\$32,306	\$32,306	\$379,231
Project Management		\$0	\$0	\$0	\$158,766	\$373,559	\$184,088	\$92,118	\$92,118	\$808,531
Cap Equipment		\$0	\$0	\$0	\$0	\$14,393	\$0	\$0	\$0	\$14,393
Non-Cap Equipment		\$0	\$0	\$0	\$0	\$0	\$0	\$0	\$0	\$0
Total		\$0	\$0	\$0	\$2,266,766	\$5,550,689	\$6,541,719	\$403,737	\$342,192	\$15,105,104
Project Budget	\$53,143,653	Received								
Less Other Funding*	\$453,000									
Net	\$52,690,653									
Actual Measure S Expenditures	\$15,105,104									
Running Balance	\$37,585,549									

* Other Funding Source:
 State of California \$453,000 allocated



Parking Garage and Grounds - Student Services

Project Description:
 Consolidates various student services departments and college administration in a single complex at the front of the campus

Facility Size:
 83,634 sq/ft & 500 cars underground parking structure

Status:
 Phase 1 completed
 Phase 2 in plan check with DSA

Architect:
 Steinberg Architects

Contractor:

SANTA MONICA COMMUNITY COLLEGE DISTRICT
MEASURE S EXPENDITURES
 FUND 42.3
 As of June 30, 2012

Projects	Budget	04/05 Final	05/06 Final	06/07 Final	07/08 Final	08/09 Final	09/10 Final	10/11 Final	11/12 Final	Combined Totals
S7100044										
Pico Promenade Improvements (10)										
Building & Additions		\$0	\$0	\$690	\$883,401	\$0	\$0	\$0	\$0	\$884,091
Architect		\$0	\$0	\$69,190	\$28,540	\$864	\$0	\$0	\$0	\$98,595
Inspection & Testing		\$0	\$0	\$0	\$7,591	\$0	\$0	\$0	\$0	\$7,591
Project Management		\$0	\$0	\$2,185	\$25,548	\$0	\$0	\$0	\$0	\$27,733
Total		\$0	\$0	\$72,066	\$945,080	\$864	\$0	\$0	\$0	\$1,018,009
Project Budget	\$1,018,009									
Less Other Funding	\$0									
Net	\$1,018,009									
Actual Measure S Expenditures	\$1,018,009									
Running Balance	\$0									

S7100004										
Master Planning (11)										
Consultants		\$0	\$0	\$0	\$441,549	\$0	\$13,320	\$0	\$0	\$454,869
Printing		\$0	\$0	\$0	\$4,157	\$0	\$0	\$0	\$0	\$4,157
Advertising		\$0	\$0	\$0	\$3,000	\$0	\$0	\$0	\$0	\$3,000
Other Contract Services		\$0	\$0	\$0	\$442	\$0	\$200	\$0	\$0	\$642
Architect		\$0	\$0	\$0	\$192,358	\$24,736	\$0	\$0	\$0	\$217,094
Project Management		\$0	\$0	\$0	\$16,638	\$9,341	\$0	\$0	\$0	\$25,979
Filing Fees		\$0	\$0	\$0	\$2,842	\$0	\$0	\$0	\$0	\$2,842
Total		\$0	\$0	\$0	\$658,143	\$50,439	\$0	\$0	\$0	\$708,583
Project Budget	\$750,000									
Less Other Funding	\$0									
Net	\$750,000									
Actual Measure S Expenditures	\$708,583									
Running Balance	\$41,417									

S7100048										
Other Bond Related Expenses (12)										
Lease/Rental		\$0	\$0	\$0	\$0	\$0	\$11,142	\$0	\$0	\$11,142
Supplies		\$0	\$0	\$0	\$3,638	\$0	\$0	\$0	\$0	\$3,638
Legal		\$0	\$0	\$0	\$8,917	\$15,649	\$13,401	\$0	\$0	\$37,967
Software License		\$0	\$0	\$0	\$0	\$1,997	\$0	\$0	\$0	\$1,997
Advertising		\$0	\$0	\$0	\$2,278	\$0	\$0	\$0	\$0	\$2,278
Other Contract Services		\$0	\$0	\$0	\$1,800	\$17,206	\$23,558	\$19,208	\$0	\$61,771
Moving Services		\$0	\$0	\$0	\$400	\$0	\$0	\$0	\$0	\$400
Project Management		\$0	\$0	\$0	\$17,747	\$13,179	\$11,963	\$0	\$0	\$42,888
Cap Equipment		\$0	\$0	\$0	\$0	\$10,086	\$0	\$0	\$0	\$10,086
Non-Cap Equipment		\$0	\$0	\$0	\$0	\$0	\$2,860	\$0	\$0	\$2,860
Total		\$0	\$0	\$0	\$1,800	\$50,185	\$67,328	\$55,713	\$0	\$175,027
Project Budget	\$662,764									
Less Other Funding	\$0									
Net	\$662,764									
Actual Measure S Expenditures	\$175,027									
Running Balance	\$487,737									

SANTA MONICA COMMUNITY COLLEGE DISTRICT
MEASURE S EXPENDITURES
 FUND 42.3
 As of June 30, 2012

Projects	Budget	04/05 Final	05/06 Final	06/07 Final	07/08 Final	08/09 Final	09/10 Final	10/11 Final	11/12 Final	Combined Totals
S7100049										
Adv Architecture Related Exp for AA (13)										
Legal		\$0	\$0	\$0	\$0	\$0	\$0	\$0	\$0	\$0
Other Contract Services		\$0	\$0	\$0	\$0	\$0	\$0	\$0	\$0	\$0
Architect		\$0	\$0	\$0	\$0	\$0	\$0	\$0	\$0	\$0
Engineering		\$0	\$0	\$0	\$0	\$0	\$0	\$0	\$0	\$0
Inspection & Testing		\$0	\$0	\$0	\$0	\$45,734	-\$45,734	\$0	\$0	\$0
Project Management		\$0	\$0	\$0	\$0	\$0	\$0	\$0	\$0	\$0
Total		\$0	\$0	\$0	\$0	\$45,734	-\$45,734	\$0	\$0	\$0
Project Budget	\$0									
Less Other Funding	\$0									
Net	\$0									
Actual Measure S Expenditures	\$0									
Running Balance	\$0									

S7100057										
Real Property Acquisition (14)										
Other Contract Services		\$0	\$0	\$0	\$0	\$0	\$18,721	\$0	\$0	\$18,721
Architect		\$0	\$0	\$0	\$0	\$0	\$0	\$0	\$0	\$0
Engineering		\$0	\$0	\$0	\$0	\$0	\$0	\$0	\$0	\$0
Inspection & Testing		\$0	\$0	\$0	\$0	\$0	\$6,336	\$0	\$0	\$6,336
Project Management		\$0	\$0	\$0	\$0	\$0	\$20,540	\$0	\$0	\$20,540
Total		\$0	\$0	\$0	\$0	\$0	\$45,597	\$0	\$0	\$45,597
Project Budget	\$50,000									
Less Other Funding	\$0									
Net	\$50,000									
Actual Measure S Expenditures	\$45,597									
Running Balance	\$4,403									

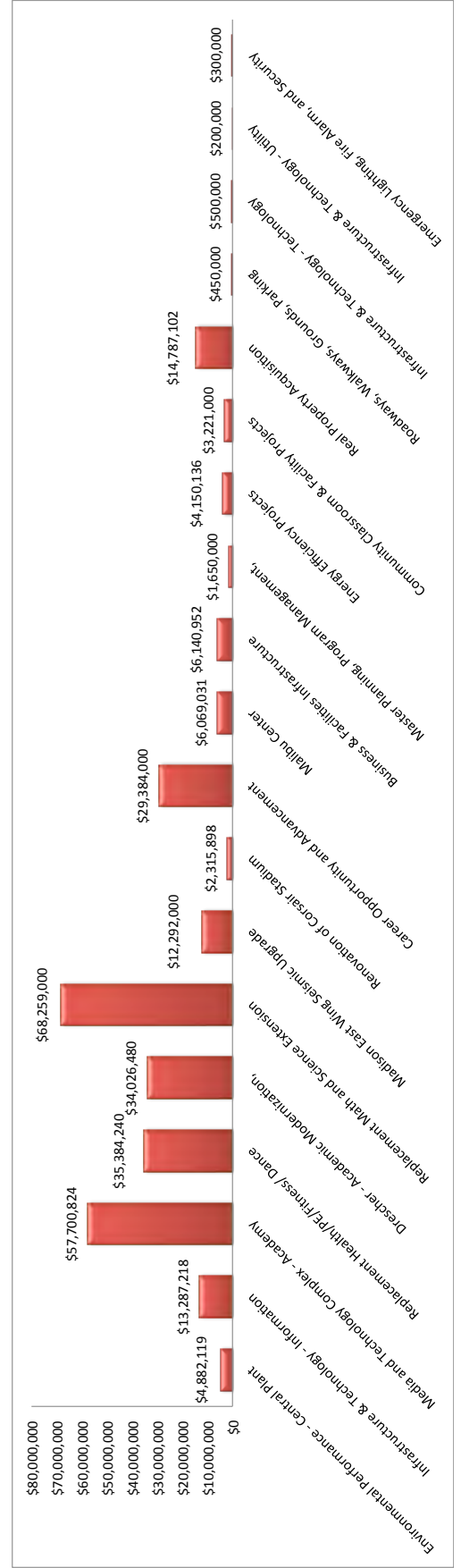
SANTA MONICA COMMUNITY COLLEGE DISTRICT
MEASURE S EXPENDITURES
 FUND 42.3
 As of June 30, 2012

Projects	Budget	04/05 Final	05/06 Final	06/07 Final	07/08 Final	08/09 Final	09/10 Final	10/11 Final	11/12 Final	Combined Totals
\$7100072										
Campus Signage (15)										
Supplies		\$0	\$0	\$0	\$0	\$0	\$0	\$303	\$0	\$303
Consultants		\$0	\$0	\$0	\$0	\$0	\$32,225	\$23,725	\$0	\$55,950
Other Contract Services		\$0	\$0	\$0	\$0	\$0	\$0	\$187	\$0	\$187
Architect		\$0	\$0	\$0	\$0	\$0	\$0	\$0	\$0	\$0
Building & Additions		\$0	\$0	\$0	\$0	\$0	\$0	\$638	\$0	\$638
Inspection & Testing		\$0	\$0	\$0	\$0	\$0	\$0	\$0	\$0	\$0
Project Management		\$0	\$0	\$0	\$0	\$0	\$0	\$22,953	\$0	\$22,953
Cap Equipment		\$0	\$0	\$0	\$0	\$0	\$0	\$156,258	\$0	\$156,258
Total		\$0	\$0	\$0	\$0	\$0	\$32,225	\$204,064	\$0	\$236,289
Project Budget	\$606,223									
Less Other Funding	\$0									
Net	\$606,223									
Actual Measure S Expenditures	\$236,289									
Running Balance	\$369,934									

Grand Total		\$7,958,606	\$14,601,366	\$10,740,621	\$8,321,918	\$20,819,624	\$8,933,245	\$617,492	\$651,441	\$72,644,313
--------------------	--	--------------------	---------------------	---------------------	--------------------	---------------------	--------------------	------------------	------------------	---------------------

SANTA MONICA COMMUNITY COLLEGE DISTRICT
 Measure AA Bond Budget
 As of June 30, 2012

Project Name	Completion	Project Budget	Measure AA Allocation	Other Funding	Measure AA Expenditures as of 6/30/12	Measure AA Expenditures as of 3/31/12	Measure AA Expenditures Last Period	Total Measure AA Remaining
101 Environmental Performance - Central Plant Connections	May 2015	\$4,882,119	\$4,882,119	\$0	\$331,099	\$211,492	\$119,607	\$4,551,020
102 Infrastructure & Technology - Information Technology Relocation	May 2014	\$13,287,218	\$13,287,218	\$0	\$1,341,329	\$1,178,749	\$162,580	\$11,945,889
103 Media and Technology Complex - Academy Site	March 2015	\$61,480,824	\$57,700,824	\$3,780,000	\$7,365,827	\$5,472,971	\$1,892,856	\$50,334,997
104 Replacement Health/PE/Fitness/ Dance Building with Central Plant	May 2015	\$40,200,333	\$35,384,240	\$4,816,093	\$3,980,935	\$3,293,251	\$687,684	\$31,403,305
105 Drescher - Academic Modernization, Bookstore, Pico Promenade	December 2017	\$34,026,480	\$34,026,480	\$0	\$5,082	\$196	\$4,886	\$34,021,398
106 Replacement Math and Science Extension Building	December 2017	\$108,103,000	\$68,259,000	\$40,134,000	\$0	\$0	\$0	\$68,259,000
107 Madison East Wing Seismic Upgrade	September 2014	\$12,292,000	\$12,292,000	\$0	\$1,736,117	\$1,641,613	\$94,504	\$10,555,883
108 Renovation of Corsair Stadium	Not Scheduled	\$2,315,898	\$2,315,898	\$0	\$35,299	\$35,299	\$0	\$2,280,599
109 Career Opportunity and Advancement Center (Bundy)	Not Scheduled	\$41,391,000	\$29,384,000	\$12,007,000	\$0	\$0	\$0	\$29,384,000
110 Malibu Center	November 2014	\$31,069,031	\$6,069,031	\$25,000,000	\$0	\$0	\$0	\$6,069,031
111 Business & Facilities Infrastructure	On-Going	\$6,140,952	\$6,140,952	\$0	\$582,640	\$217,187	\$365,453	\$5,558,312
112 Master Planning, Program Management, Overhead	On-Going	\$1,650,000	\$1,650,000	\$0	\$0	\$0	\$0	\$1,650,000
113 Energy Efficiency Projects	On-Going	\$4,150,136	\$4,150,136	\$0	\$189	\$0	\$189	\$4,149,947
114 Community Classroom & Facility Projects	Completed	\$3,221,000	\$3,221,000	\$0	\$2,722,565	\$2,452,535	\$270,030	\$498,435
115 Real Property Acquisition	On-Going	\$14,787,102	\$14,787,102	\$0	\$14,787,102	\$14,787,102	\$0	\$0
116 Roadways, Walkways, Grounds, Parking Lots, and Garages	On-Going	\$400,000	\$450,000	\$0	\$400,555	\$398,876	\$1,679	\$49,445
117 Infrastructure & Technology - Technology	On-Going	\$500,000	\$500,000	\$0	\$352,733	\$302,259	\$50,474	\$147,267
118 Infrastructure & Technology - Utility	On-Going	\$200,000	\$200,000	\$0	\$27,753	\$20,219	\$7,534	\$172,247
119 Emergency Lighting, Fire Alarm, and Security System	On-Going	\$300,000	\$300,000	\$0	\$31,500	\$0	\$31,500	\$268,500
Project Totals		\$380,397,093	\$295,000,000	\$85,737,093	\$33,700,725	\$30,011,749	\$3,688,976	\$261,299,275



SANTA MONICA COMMUNITY COLLEGE DISTRICT
Measure AA Project Schedule
 As of June 30, 2012

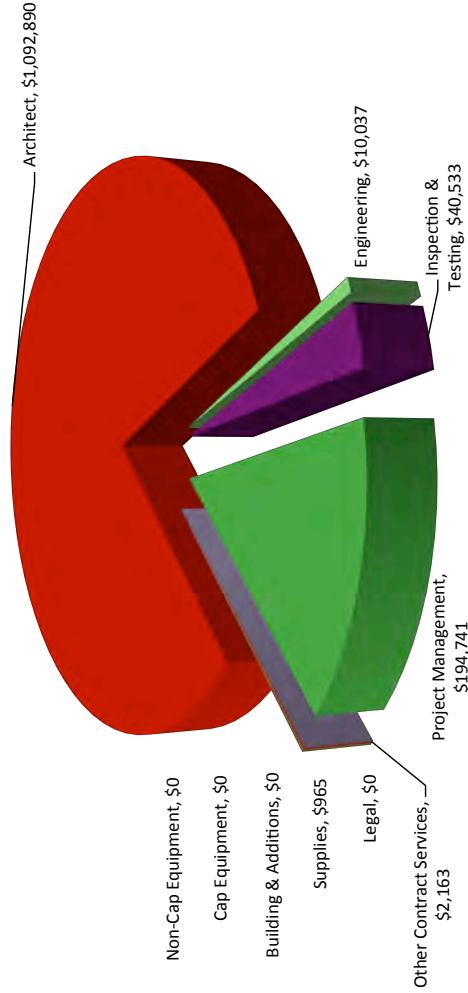
	Project Name	Completion	2012	2013	2014	2015	2016	2017
101	Environmental Performance - Central Plant Connections	May 2015	■	■	■	■		
102	Infrastructure & Technology - Information Technology Relocation	May 2014	■	■	■			
103	Media and Technology Complex - Academy Site	March 2015	■	■	■	■		
104	Replacement Health/PE/Fitness/Dance Building with Central Plant	May 2015	■	■	■	■		
105	Drescher - Academic Modernization, Bookstore, Pico Promenade	December 2017	■	■	■	■	■	■
106	Replacement Math and Science Extension Building	December 2017	■	■	■	■	■	■
107	Madison East Wing Seismic Upgrade	September 2014	■	■	■			
108	Renovation of Corsair Stadium	Not Scheduled						
109	Career Opportunity and Advancement Center (Bundy)	Not Scheduled						
110	Malibu Center	November 2014	■	■	■			
111	Business & Facilities Infrastructure	On-Going						
112	Master Planning, Program Management, Overhead	On-Going						
113	Energy Efficiency Projects	On-Going						
114	Community Classroom & Facility Projects	Completed						
115	Real Property Acquisition	On-Going						
116	Roadways, Walkways, Grounds, Parking Lots, and Garages	On-Going						
117	Infrastructure & Technology - Technology	On-Going						
118	Infrastructure & Technology - Utility	On-Going						
119	Emergency Lighting, Fire Alarm, and Security System	On-Going						
			■	■	■	■	■	■
			In Planning	In Construction				

SANTA MONICA COMMUNITY COLLEGE DISTRICT
 MEASURE AA EXPENDITURES
 FUND 42.4
 As of June 30, 2012

Projects		Budget	09/10 Final	10/11 Final	11/12 Final	Combined Totals
AA 7100062						
Environmental Performance - Central Plant Connections (101)						
Legal			\$0	\$0	\$0	\$0
Other Contract Services			\$0	\$0	\$49,837	\$49,837
Consultants			\$0	\$0	\$0	\$0
Building & Additions			\$0	\$0	\$0	\$0
Architect			\$0	\$385	\$148,311	\$148,696
Engineering			\$48,500	\$0	\$4,000	\$52,500
Inspection & Testing			\$0	\$0	\$7,688	\$7,688
Project Management			\$0	\$17,263	\$55,116	\$72,379
Cap Equipment			\$0	\$0	\$0	\$0
Non-Cap Equipment			\$0	\$0	\$0	\$0
Total			\$48,500	\$17,648	\$264,951	\$331,099
Project Budget		\$4,882,119				
Less Other Funding		\$0				
Net		\$4,882,119				
Actual Measure AA Expenditures		\$331,099				
Running Balance		\$4,551,020				

Projects		Budget	09/10 Final	10/11 Final	11/12 Final	Combined Totals
AA 7100063						
Infrastructure & Technology - IT Relocation (102)						
Legal			\$0	\$0	\$0	\$0
Other Contract Services			\$0	\$0	\$2,163	\$2,163
Supplies			\$0	\$0	\$965	\$965
Building & Additions			\$0	\$0	\$0	\$0
Architect			\$105,049	\$482,261	\$505,680	\$1,092,890
Engineering			\$0	\$0	\$10,037	\$10,037
Inspection & Testing			\$10,291	\$8,793	\$21,449	\$40,533
Project Management			\$33,460	\$76,290	\$84,991	\$194,741
Cap Equipment			\$0	\$0	\$0	\$0
Non-Cap Equipment			\$0	\$0	\$0	\$0
Total			\$148,800	\$567,344	\$625,185	\$1,341,329
Project Budget			\$13,287,218			
Less Other Funding			\$0			
Net			\$13,287,218			
Actual Measure AA Expenditures			\$1,341,329			
Running Balance			\$11,945,889			

Project Expenses to Date



Infrastructure & Technology - IT Relocation

Project Description:
 Relocation of IT/Telecom Departments, and renovation of Media Center

Facility Size:
 9,230 sq/ft

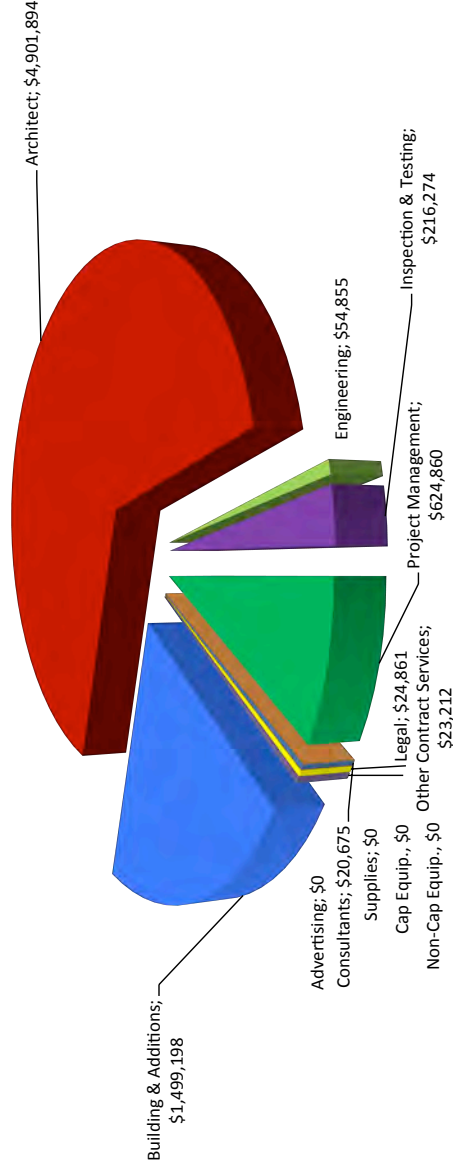
Status:
 In DSA

Architect:
 Morris Architects

Contractor:

Projects	Budget	09/10 Final	10/11 Final	11/12 Final	Combined Totals
AA 7100061					
Media and Technology Complex - Academy Site (103)					
Consultants		\$0	\$0	\$20,675	\$20,675
Supplies		\$0	\$0	\$0	\$0
Legal		\$16,903	\$0	\$7,958	\$24,861
Other Contract Services		\$3,993	\$5,763	\$13,456	\$23,212
Advertising		\$0	\$0	\$0	\$0
Building & Additions		\$0	\$538	\$1,498,660	\$1,499,198
Architect		\$2,097,553	\$2,508,588	\$295,753	\$4,901,894
Engineering		\$16,459	\$29,293	\$9,102	\$54,855
Inspection & Testing		\$64,905	\$27,527	\$123,842	\$216,274
Project Management		\$121,786	\$233,826	\$269,249	\$624,860
Cap Equipment		\$0	\$0	\$0	\$0
Non-Cap Equipment		\$0	\$0	\$0	\$0
Total		\$2,321,599	\$2,805,534	\$2,238,694	\$7,365,827
Project Budget	\$61,480,824	Received			
Less Other Funding*	\$3,780,000	\$803,412			
Net	\$57,700,824	* Other Funding Source:			
Actual Measure AA Expenditures	\$7,365,827	KCRW Foundation	\$3,780,000	committed,	
Running Balance	\$50,334,997	\$803,412	received		

Project Expenses to Date



Media and Technology Complex - Academy Site

Project Description:
 Renovation and new extension to the existing building, new building for KCRW, and a new parking structure

Facility Size:
 Building - 47,172 sq/ft
 Parking Structure - 450 spaces

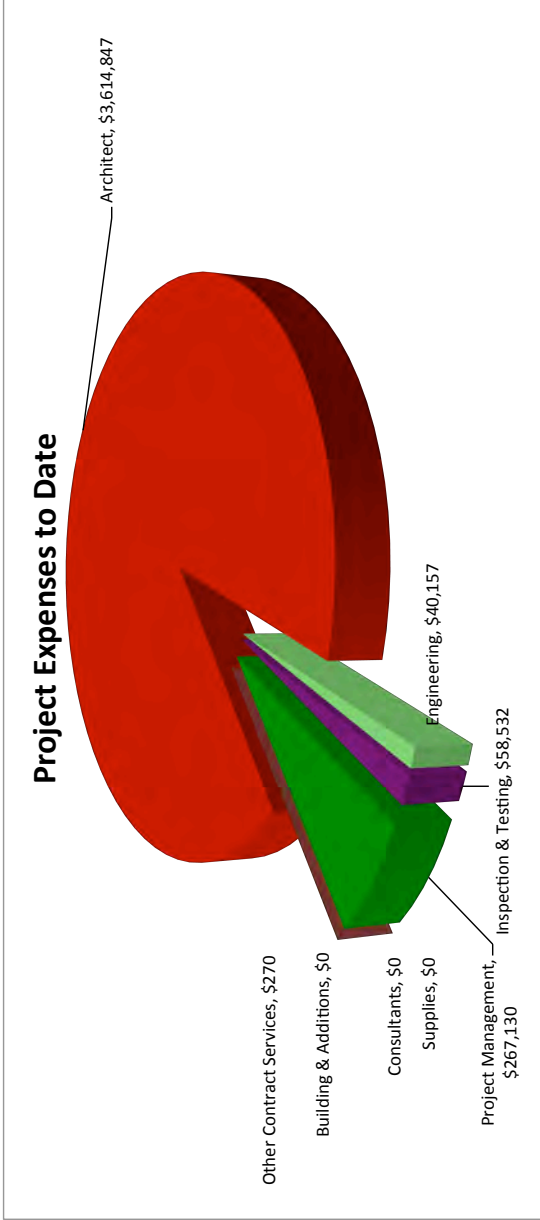
Status:
 Building construction drawings in DSA
 Parking structure in construction

Architect:
 Clive Wilkinson Architects

Contractor:
 H.B. Parkco Construction

Projects	Budget	09/10 Final	10/11 Final	11/12 Final	Combined Totals
AA 7100060					
Repl. Health/Fitness/Dance Building with Central Plant (104)					
Consultants		\$0	\$0	\$0	\$0
Supplies		\$0	\$0	\$0	\$0
Other Contract Services		\$120	\$38	\$112	\$270
Building & Additions		\$0	\$0	\$0	\$0
Architect		\$256,076	\$1,568,564	\$1,790,207	\$3,614,847
Engineering		\$0	\$8,507	\$31,650	\$40,157
Inspection & Testing		\$36,892	\$490	\$21,150	\$58,532
Project Management		\$34,968	\$113,379	\$118,783	\$267,130
Total		\$328,056	\$1,690,978	\$1,961,901	\$3,980,935
Project Budget	\$40,200,333				
Less Other Funding*	\$4,816,093				
Net	\$35,384,240				
Actual Measure AA Expenditures	\$3,980,935				
Running Balance	\$31,403,305				

* Other Funding Source:
 Measure S \$4,816,093 allocated

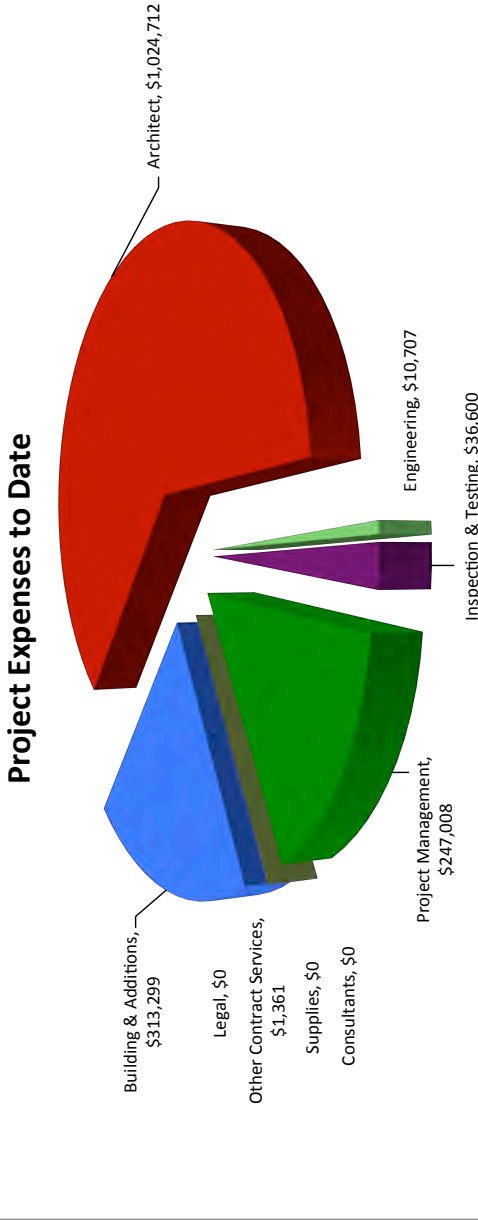


Repl. Health/PE/Fitness/Dance Building with Central Plant
Project Description: Replacement of locker rooms, fitness center, dance studios, and new central plant
Facility Size: 62,000 sq/ft
Status: In construction drawings
Architect: Gensler Architects
Contractor:

SANTA MONICA COMMUNITY COLLEGE DISTRICT
 MEASURE AA EXPENDITURES
 FUND 42.4
 As of June 30, 2012

Projects		Budget	09/10 Final	10/11 Final	11/12 Final	Combined Totals
AA 7100066						
Drescher - Academic Modernization, Bookstore, Pico Promenade (105)						
Legal			\$0	\$0	\$0	\$0
Other Contract Services			\$0	\$0	\$0	\$0
Site Acquisition			\$0	\$0	\$0	\$0
Inspection & Testing			\$0	\$0	\$0	\$0
Project Management			\$0	\$0	\$5,082	\$5,082
Total			\$0	\$0	\$5,082	\$5,082
Project Budget		\$34,026,480				
Less Other Funding		\$0				
Net		\$34,026,480				
Actual Measure AA Expenditures					\$5,082	
Running Balance		\$34,021,398				

Projects	Budget	09/10 Final	10/11 Final	11/12 Final	Combined Totals
Madison East Wing Seismic Upgrade (107)					
Consultants		\$0	\$0	\$0	\$0
Supplies		\$0	\$0	\$0	\$0
Legal		\$0	\$0	\$0	\$0
Other Contract Services		\$0	\$364	\$997	\$1,361
Building & Additions		\$0	\$656	\$312,643	\$313,299
Architect		\$76,073	\$398,050	\$550,589	\$1,024,712
Engineering		\$0	\$0	\$10,707	\$10,707
Inspection & Testing		\$0	\$19,848	\$16,752	\$36,600
Project Management		\$5,557	\$128,878	\$112,573	\$247,008
Cap Equipment		\$0	\$0	\$30,603	\$30,603
Non-Cap Equipment		\$0	\$0	\$71,827	\$71,827
Total		\$81,630	\$547,796	\$1,106,691	\$1,736,117
Project Budget	\$12,292,000				
Less Other Funding	\$0				
Net	\$12,292,000				
Actual Measure AA Expenditures	\$1,736,117				
Running Balance	\$10,555,883				



Madison East Wing Seismic Upgrade

Project Description:
 Replacement of east wing with a new multipurpose room and additional classrooms

Facility Size:
 15,461 sq/ft

Status:
 In DSA

Architect:
 DLR Group WW/COT

Contractor:

SANTA MONICA COMMUNITY COLLEGE DISTRICT
 MEASURE AA EXPENDITURES
 FUND 42.4
 As of June 30, 2012

Projects	Budget	09/10 Final	10/11 Final	11/12 Final	Combined Totals
AA 7100068					
Renovation to Corsair Stadium (108)					
Other Contract Services		\$0	\$0	\$0	\$0
Building & Additions		\$0	\$0	\$0	\$0
Architect		\$0	\$30,759	\$0	\$30,759
Engineering		\$0	\$0	\$0	\$0
Inspection & Testing		\$0	\$0	\$0	\$0
Project Management		\$0	\$4,540	\$0	\$4,540
Total		\$0	\$35,299	\$0	\$35,299
Project Budget	\$2,315,898				
Less Other Funding	\$0				
Net	\$2,315,898				
Actual Measure AA Expenditures	\$35,299				
Running Balance	\$2,280,599				

AA 7100067, 7100152, 7100155					
Business & Facilities Infrastructure (111)					
Legal		\$0	\$0	\$75	\$75
Other Contract Services		\$0	\$6,289	\$6,988	\$13,277
Building & Additions		\$0	\$34,672	\$198,667	\$233,339
Architect		\$0	\$0	\$80,626	\$80,626
Engineering		\$0	\$0	\$0	\$0
Inspection & Testing		\$0	\$0	\$8,142	\$8,142
Project Management		\$0	\$3,073	\$154,904	\$157,977
Non-Cap Equipment		\$0	\$89,204	\$0	\$89,204
Total		\$0	\$133,238	\$449,401	\$582,640
Project Budget	\$6,140,952				
Less Other Funding	\$0				
Net	\$6,140,952				
Actual Measure AA Expenditures	\$582,640				
Running Balance	\$5,558,312				

AA 7100154					
Energy Efficiency Projects (113)					
Legal		\$0	\$0	\$0	\$0
Other Contract Services		\$0	\$0	\$0	\$0
Building & Additions		\$0	\$0	\$189	\$189
Architect		\$0	\$0	\$0	\$0
Engineering		\$0	\$0	\$0	\$0
Inspection & Testing		\$0	\$0	\$0	\$0
Project Management		\$0	\$0	\$0	\$0
Total		\$0	\$0	\$189	\$189
Project Budget	\$4,150,136				
Less Other Funding	\$0				
Net	\$4,150,136				
Actual Measure AA Expenditures	\$189				
Running Balance	\$4,149,947				

SANTA MONICA COMMUNITY COLLEGE DISTRICT
 MEASURE AA EXPENDITURES
 FUND 42.4
 As of June 30, 2012

Projects	Budget	09/10 Final	10/11 Final	11/12 Final	Combined Totals
AA 7100064					
Community Classroom & Facility Projects (114)					
Legal		\$0	\$0	\$1,867	\$1,867
Other Contract Services		\$0	\$3,720	\$1,869	\$5,588
Building & Additions		\$0	\$434,578	\$1,369,441	\$1,804,019
Architect		\$0	\$263,833	\$48,120	\$311,953
Engineering		\$0	\$3,220	\$3,143	\$6,363
Inspection & Testing		\$0	\$41,002	\$80,885	\$121,887
Project Management		\$135	\$117,247	\$143,780	\$261,162
Total		\$135	\$863,599	\$1,858,831	\$2,722,565
Project Budget	\$3,221,000				
Less Other Funding	\$0				
Net	\$3,221,000				
Actual Measure AA Expenditures	\$2,722,565				
Running Balance	\$498,435				
AA 7100057					
Real Property Acquisition (115)					
Legal		\$0	\$0	\$0	\$0
Other Contract Services		\$0	\$39	\$7,000	\$7,039
Site Acquisition		\$1,739,979	\$4,001,204	\$9,022,207	\$14,763,389
Inspection & Testing		\$8,689	\$7,986	\$0	\$16,674
Project Management		\$0	\$0	\$0	\$0
Total		\$1,748,667	\$4,009,228	\$9,029,207	\$14,787,102
Project Budget	\$14,787,102				
Less Other Funding	\$0				
Net	\$14,787,102				
Actual Measure AA Expenditures	\$14,787,102				
Running Balance	\$0				
AA 7100058, 7100151, 7100156					
Roadways, Walkways, Grounds, Parking Lots, and Garages (116)					
Legal		\$0	\$0	\$0	\$0
Other Contract Services		\$218	\$770	\$122	\$1,110
Building & Additions		\$185,345	\$6,731	\$113,784	\$305,860
Inspection & Testing		\$13,380	\$7,865	\$13,553	\$34,797
Project Management		\$24,404	\$12,439	\$21,945	\$58,788
Total		\$223,347	\$27,804	\$149,403	\$400,555
Project Budget	\$450,000				
Less Other Funding	\$0				
Net	\$450,000				
Actual Measure AA Expenditures	\$400,555				
Running Balance	\$49,445				

SANTA MONICA COMMUNITY COLLEGE DISTRICT
 MEASURE AA EXPENDITURES
 FUND 42.4
 As of June 30, 2012

Projects		Budget	09/10 Final	10/11 Final	11/12 Final	Combined Totals
AA 7100069						
Infrastructure & Technology - Technology (117)						
Supplies			\$0	\$0	\$13,646	\$13,646
Maintenance Contract			\$0	\$9,472	\$46,300	\$55,773
Building & Additions			\$0	\$0	\$0	\$0
Architect			\$0	\$0	\$0	\$0
Inspection & Testing			\$0	\$0	\$0	\$0
Project Management			\$0	\$0	\$0	\$0
Cap Equipment			\$0	\$207,423	\$33,063	\$240,487
Non-Cap Equipment			\$0	\$0	\$42,827	\$42,827
Total			\$0	\$216,896	\$135,838	\$352,733
Project Budget		\$500,000				
Less Other Funding		\$0				
Net		\$500,000				
Actual Measure AA Expenditures		\$352,733				
Running Balance		\$147,267				
AA 7100150						
Infrastructure & Technology - Utility (118)						
Software License			\$0	\$12,000	\$0	\$12,000
Legal			\$0	\$0	\$0	\$0
Building & Additions			\$0	\$0	\$0	\$0
Architect			\$0	\$0	\$0	\$0
Inspection & Testing			\$0	\$4,979	\$0	\$4,979
Project Management			\$0	\$3,240	\$0	\$3,240
Cap Equipment			\$0	\$0	\$7,534	\$7,534
Non-Cap Equipment			\$0	\$0	\$0	\$0
Total			\$0	\$20,219	\$7,534	\$27,753
Project Budget		\$200,000				
Less Other Funding		\$0				
Net		\$200,000				
Actual Measure AA Expenditures		\$27,753				
Running Balance		\$172,247				
AA 7100153						
Emergency Lighting, Fire Alarm, and Security System (119)						
Supplies			\$0	\$0	\$0	\$0
Maintenance Contract			\$0	\$0	\$648	\$648
Software Support			\$0	\$0	\$24,765	\$24,765
Building & Additions			\$0	\$0	\$0	\$0
Architect			\$0	\$0	\$0	\$0
Inspection & Testing			\$0	\$0	\$0	\$0
Project Management			\$0	\$0	\$0	\$0
Cap Equipment			\$0	\$0	\$0	\$0
Non-Cap Equipment			\$0	\$0	\$6,087	\$6,087
Total			\$0	\$0	\$31,500	\$31,500
Project Budget		\$300,000				
Less Other Funding		\$0				
Net		\$300,000				
Actual Measure AA Expenditures		\$31,500				
Running Balance		\$268,500				
Grand Total			\$4,900,734	\$10,935,584	\$17,864,407	\$33,700,725

SANTA MONICA COMMUNITY COLLEGE DISTRICT
 Bond Sales / Expenses Report
 As of June 30, 2012

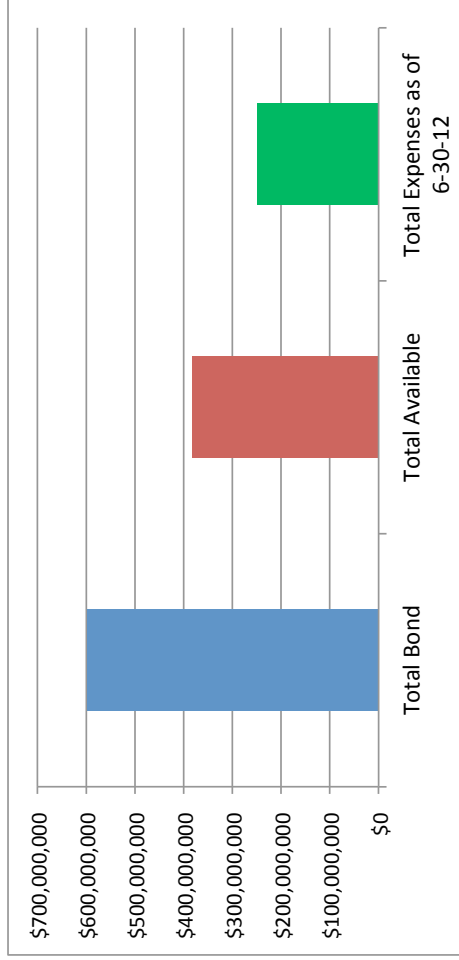
Measure U Bond \$160,000,000	Bond Issue Date	Amount
	2002	\$25,000,000
	2004	\$21,999,971
	2005	\$89,999,923
	2007	\$11,999,987
	2010	\$10,998,992
Total Available		\$159,998,873
Expenses as of 6-30-12		\$142,555,126
Total Available Remaining		\$17,443,747
Unsold Bond Amount		\$1,127
Total Available as of 7-1-12		\$17,444,874

Measure S Bond \$143,500,000 (1)	Bond Issue Date	Amount
	2005	\$58,000,000
	2007	\$8,500,000
	2009	\$56,997,857
Total Available		\$123,497,857
Expenses as of 6-30-12		\$72,644,315
Total Available Remaining		\$50,853,542
Unsold Bond Amount		\$20,002,143
Total Available as of 7-1-12		\$70,855,685

Measure AA Bond \$295,000,000	Bond Issue Date	Amount
	2010	\$100,000,000
Total Available		\$100,000,000
Expenses as of 6-30-12		\$33,700,725
Total Available Remaining		\$66,299,275
Unsold Bond Amount		\$195,000,000
Total Available as of 7-1-12		\$261,299,275

Interest	Measure U	Measure S	Measure AA
As of 6-30-12	\$6,218,903	\$8,663,483	\$2,454,325
Arbitrage Payment as of 6-30-12	\$0	\$393,004	\$0
Available Interest as of 6-30-12	\$6,218,903	\$8,270,479	\$2,454,325

Total Bond	\$598,500,000
Total Available	\$383,496,730
Total Expenses as of 6-30-12	\$248,900,166
Total Available Remaining	\$134,596,564
Total Unsold Bond	\$215,003,270



Cost of Issuance Refund	Measure U	Measure S
As of 6-30-12	\$20,688	\$35,575

(1) Original Bond \$135,000,000.00, refunding on 2-15-07 received additional \$8,500,000.00

**SMC Bond Program
Contractor List as of 6-30-2012**

Student Services (Measure U #0, Measure S #9):

Architect – Steinberg Architects
Contractor – Minaco
Engineering – IVA, Cogent Energy Engineering, XL Fire
Inspection & Testing – Geo Labs, BTC Labs - Vertical V, Peak Survey, LPI
Project Management – LPI

Replacement Health/PE/Fitness/Dance Building (Measure S #4, Measure AA #104):

Architect – Gensler Architects
Contractor – N/A
Engineering – IVA, Glumac
Inspection & Testing – Geolabs
Project Management – LPI

Early Childhood Development (Measure S #5):

Architect – N/A
Contractor – N/A
Engineering – N/A
Inspection & Testing – N/A
Project Management – LPI

Malibu Site (Measure S #6, Measure AA #110):

Architect – Quatro Design Group
Contractor – N/A
Consultant – m2 Strategic, Parker Environmental
Engineering – Ensitu Services
Inspection & Testing – Peak Surveys, Ellis Environmental, JL Inspection
Project Management – LPI

Energy Efficiency Projects (Measure S #7, Measure AA #113):

Architect – N/A
Contractor – N/A
Engineering – Compass Energy Solutions
Inspection & Testing – Ellis Environmental
Project Management – LPI

Environmental Performance (Measure AA #101):

Architect – Kishimoto Architects
Contractor – N/A
Engineering – P2S Engineering
Inspection & Testing – Cannon, Peak Surveys
Project Management – LPI

Information Technology Relocation (Measure AA #102):

Architect – Morris Architects
Contractor – N/A
Engineering – IVA, P2S Engineering
Inspection & Testing – Cannon, Peak Surveys
Project Management – LPI

Media and Technology Complex (Measure AA #103):

Architect – Clive Wilkinson Architects, Morris Architects
Contractor – H.B. Parkco Construction
Consultant – EEG Services
Engineering – IVA, P2S Engineering
Inspection & Testing – Twining, Geo Labs, BTC Labs – Vertical V,
JL Inspection
Project Management – LPI

Madison East Wing Seismic Upgrade (Measure AA #107):

Architect – DLR Group – WWCOT, LPI
Contractor – Trimax
Engineering – IVA, Glumac
Inspection & Testing – Twining, Peak Surveys, LPI
Project Management – LPI

Business & Facilities Infrastructure (Measure AA #111):

Architect – LPI, Gwynne Pugh Urban Studio
Contractor – REC+S, Inc.
Engineering – N/A
Inspection & Testing – Ellis Environmental, JL Inspection
Project Management – LPI

Community Classroom & Facility Project (Measure AA #114)

Architect – Morris Architects
Contractor – Waisman Construction, Spinitar, Trimax
Engineering – IVA
Inspection & Testing – LPI, Twining
Project Management – LPI

Roadways, walkways, Grounds, Parking Lots, and Garages (Measure AA #116)

Architect – LPI
Contractor – Trimax
Engineering – N/A
Inspection & Testing – Ellis Environmental, Peak Surveys, LPI
Project Management – LPI