



Citizens' Bond Oversight Committee (CBOC)

Meeting on April 22nd, 2026

March 31st, 2026 Report

9 Months - FY 2025-26

BOND CAPITAL CONSTRUCTION REPORTS

District Management is responsible for the preparation and fair presentation of the statement of expenditures and bond proceeds in accordance with U.S. generally accepted accounting principles; this includes the design, implementation, and maintenance of internal control relevant to the preparation and fair presentation of the statement of expenditures of bond proceeds that is free from material misstatement, whether due to fraud or error.

This report is prepared in accordance with these requirements and all bond expenditures were made in compliance with all applicable laws.

Santa Monica College - Bond Capital Construction Budget Summary - March 31, 2026

Project Number	Project Name	Measure U Budget	Measure S Budget	Measure AA Budget	Measure V Budget	Interest	Other Funding Received *	Other Funding Pending **	Total Budget	Estimate at Completion	Status	Bond Funds Remaining
U-A	Purchase of BAE Airport Site	\$30,280,878							\$30,280,878	\$30,280,878	Completed	\$0
U-B	Emeritus College Facility	\$8,909,940					\$693,842		\$9,603,782	\$9,603,782	Completed	\$0
U-C	Purchase of 1738 Pearl Street	\$749,208							\$749,208	\$749,208	Completed	\$0
U-D	PE Temp. Bldg. Replacement	\$2,797,033							\$2,797,033	\$2,797,033	Completed	\$0
U-E	Remodel Library Village for Math	\$1,458,690							\$1,458,690	\$1,458,690	Completed	\$0
U-F	SM Airport Campus Site Improvements	\$4,170,264							\$4,170,264	\$4,170,264	Completed	\$0
U-G	SM Airport Campus West Building	\$19,709,741							\$19,709,741	\$19,709,741	Completed	\$0
U-H	Theater Arts Renovation	\$19,544,314							\$19,544,314	\$19,544,314	Completed	\$0
U-I	Earthquake Rpl. Liberal Arts North	\$6,011,584					\$6,496,141		\$12,507,725	\$12,507,725	Completed	\$0
U-K	Earthquake Rpl. Liberal Arts South	\$6,108,150					\$10,625,070		\$16,733,220	\$16,733,220	Completed	\$0
U-L	Shuttle Replacement Parking	\$18,969,509							\$18,969,509	\$18,969,509	Completed	\$0
U-M	North Quad Plaza	\$11,388,463							\$11,388,463	\$11,388,463	Completed	\$0
U-Q	Infrastructure & Safety	\$4,003,084							\$4,003,084	\$4,003,084	Completed	\$0
U-R	Restroom Improvements	\$17,501							\$17,501	\$17,501	Completed	\$0
S-1	Athletic Fields Phase I, Corsair Field		\$4,372,535				\$67,530		\$4,440,065	\$4,440,065	Completed	\$0
S-1A	Athletic Fields Phase I, John Adams		\$2,969,807						\$2,969,807	\$2,969,807	Completed	\$0
S-10	Pico Promenade Improvements, Phase I		\$1,018,009						\$1,018,009	\$1,018,009	Completed	\$0
S-13	Adv. Architecture Related Exp for AA		\$0						\$0	\$0	Completed	\$0
AA-114	Community Classroom & Facility Projects			\$3,162,183					\$3,162,183	\$3,162,183	Completed	\$0
U-T	14th and Pico Project	\$319,242							\$319,242	\$319,242	Completed	\$0
U-N	Letters & Sci Demo/Restore	\$0							\$0	\$0	Completed	\$0
AA-108	Renovation of Corsair Stadium and Field			\$3,882,204		\$2,149,609			\$6,031,813	\$6,031,813	In Construction	\$2,374,485
S-2	Performing Arts Complex		\$37,697,625				\$2,992,576		\$40,690,201	\$40,690,201	Completed	\$0
U-J	Music Complex	\$2,011,371					\$2,618,113		\$4,629,484	\$4,629,484	Completed	\$0
S-3, AA-109	Career Opportunity Center			\$0					\$0	\$0	Completed	\$0
AA-118	Infrastructure & Technology - Utility			\$27,753					\$27,753	\$27,753	Completed	\$0
AA-111	Business & Facilities Infrastructure			\$1,968,124					\$1,968,124	\$1,968,124	Completed	\$0
AA-117	Infrastructure & Technology - Technology			\$2,434,417					\$2,434,417	\$2,434,417	Completed	\$0
S-7, AA-113	Energy Efficiency Projects		\$293,361	\$3,016,773			\$708,637		\$4,018,771	\$4,018,771	Completed	\$0
S-15	Signage Safety/Information		\$706,713						\$706,713	\$706,713	Completed	\$0
AA-102	Infrastructure & Technology - Information Technology Relocation			\$23,140,771			\$19,798		\$23,160,569	\$23,160,569	Completed	\$0
S-8, AA-116	Satellite Campus Parking Facilities and Roadway		\$3,891,747	\$2,130,670					\$6,022,417	\$6,022,417	Completed	\$0
AA-107	Madison East Wing Seismic Upgrade			\$30,161,852					\$30,161,852	\$30,161,852	Completed	\$0
S-4, AA-104	Replacement Health/PE/Fitness Central Plant Building		\$11,603,383	\$44,428,222			\$208,847		\$56,240,452	\$56,240,452	Completed	\$0
AA-101	Environmental Performance - Central Plant Connections			\$10,767,251					\$10,767,251	\$10,767,251	Completed	\$0
S-14, AA-115	Real Property Acquisition		\$45,597	\$24,638,386					\$24,683,983	\$24,683,983	Completed	\$0
AA-103	Media and Technology Complex - Academy Site			\$123,509,130			\$6,835,391		\$130,344,521	\$130,344,521	Completed	\$0
AA-119	Emergency Lighting, Fire Alarm, and Security System			\$11,515,614					\$11,515,614	\$11,515,614	Completed	\$0
15004829	Student Services Building	\$21,131,135	\$45,595,322	\$6,870,490	\$27,773,115	\$22,070,112	\$1,321,000		\$124,761,174	\$124,761,174	Completed	\$2,499,658
S-5, V-104	Early Childhood Development/Childcare		\$8,858,656		\$15,405,517		\$6,661,598		\$30,925,771	\$30,925,771	Completed	\$2,175,389
S-6, AA-110, V-103	Malibu Center and Site Acquisition		\$25,132,568		\$34,558,420	\$2,294,791			\$61,985,779	\$61,985,779	Completed	\$5,412,311
U-S, S-11, AA-112, V-109	Master Planning	\$2,110,430	\$716,428	\$834,697	\$1,300,000				\$4,961,555	\$4,961,555	In Design	\$100,317
U-P, AA-106, V-101	Replacement Math and Science Extension Building	\$308,336		\$2,004,184	\$82,317,992		\$39,615,000		\$124,245,512	\$124,245,512	Completed	\$12,193,607
AA-105, V-110	Drescher - Academic Modernization, Bookstore, Pico Promenade II			\$5,082	\$13,000,000				\$13,005,082	\$13,005,082	In Planning	\$12,995,038
V-105	Art Building Replacement			\$52,532,040			\$8,039,870	\$2,861,130	\$63,433,040	\$63,433,040	In Construction	\$20,750,369
V-106	Business Building Renovation				\$12,547,000	\$12,470,000			\$25,017,000	\$25,017,000	In Planning	\$12,543,600
V-107	Air Conditioning				\$10,130,737				\$10,130,737	\$10,130,737	Completed	\$0
V-108	ADA				\$4,000,000				\$4,000,000	\$4,000,000	In Planning	\$4,000,000
V-111	Outdoor Classroom				\$321,723				\$321,723	\$321,723	Completed	\$0
V-112	John Adams MS Auditorium (SMMUSD)				\$20,000,000				\$20,000,000	\$20,000,000	Completed	\$0
V-113	Memorial Park Project				\$20,000,000				\$20,000,000	\$20,000,000	In Planning	\$19,529,013
V-114	Classrooms Relocation				\$7,286,719				\$7,286,719	\$7,286,719	Completed	\$0
V-124	Parking Structure 3 Improvement Project				\$2,500,000				\$2,500,000	\$2,500,000	In Construction	\$541,533
V-125	Gender Neutral Bathrooms				\$6,057,602				\$6,057,602	\$6,057,602	In Construction	\$4,048,627
V-126	Bundy Athletic Facilities				\$20,325,749				\$20,325,749	\$20,325,749	In Planning	\$15,645,274
V-127	Security and Technology Upgrade Project				\$10,000,000				\$10,000,000	\$10,000,000	In Planning	\$10,000,000
S-12, V-120	Other Bond Related Expenses		\$476,636		\$300,000				\$776,636	\$776,636	On-Going	\$55,445
S-16, AA-121, V-121	Cost of Issuance		\$119,470	\$498,026	\$744,152				\$1,361,648	\$1,361,648	Completed	\$0
AA-122, V-122	Management Reserve			\$0	\$3,899,234	\$17,442,770			\$21,342,004	\$21,342,004	In Planning	\$3,899,234
U-U, S-17, AA-123, V-123	Unissuable	\$1,127	\$2,143	\$4,171					\$7,441	\$7,441	On-Going	\$0
Project Totals		\$160,000,000	\$143,500,000	\$295,000,000	\$345,000,000	\$56,427,282	\$86,903,413	\$2,861,130	\$1,089,691,825	\$1,089,691,825		\$128,763,900

* SOURCES RECEIVED: City of SM: \$16,868,421; FEMA: \$2,456,388; State: \$50,849,870; Prop T: \$2,618,113; DWP: \$86,245; SCE: \$844,284; Gas Co.: \$106,262; Madison Foundation: \$2,992,576; KCRW: \$6,803,412; Emeritus College Foundation: \$693,842.

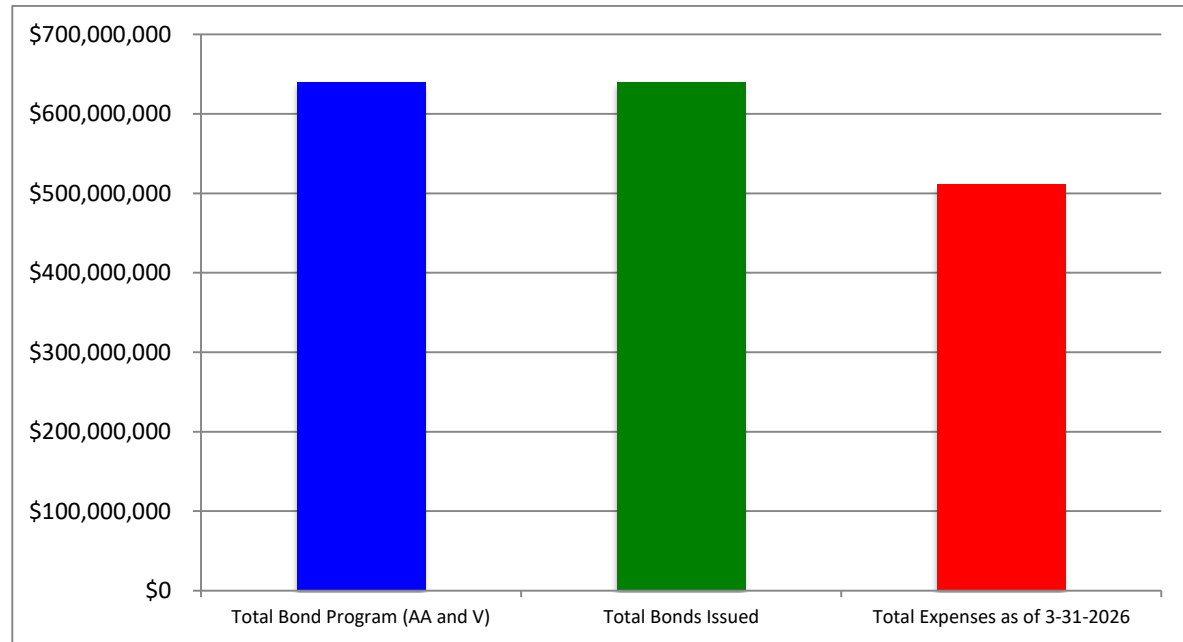
** SOURCES PENDING: State: \$2,861,130

SANTA MONICA COMMUNITY COLLEGE DISTRICT
Bond Sales / Expenses Report
 As of March 31, 2026

Total Bond Program (AA and V)	\$640,000,000
Total Bonds Issued	\$639,995,828
Total Expenses as of 3-31-2026	\$511,231,928
Total Available Remaining	\$128,763,900
Total Unsold Bond	\$4,171

Measure AA Election \$295,000,000	
Bond Issue Date	Amount
2010	\$100,000,000
2014	\$144,995,828
2017	\$50,000,000
Total Available	\$294,995,828
Total Expenses as of 3-31-2026	\$292,621,343
Total Available Remaining	\$2,374,485
Unsold Bond Amount	\$4,171
Total Available as of 4-1-2026	\$2,378,656

Measure V Election \$345,000,000	
Bond Issue Date	Amount
2018	\$180,000,000
2022	\$165,000,000
Total Available	\$345,000,000
Total Expenses as of 3-31-2026	\$218,610,585
Total Available Remaining	\$126,389,415
Unsold Bond Amount	\$0
Total Available as of 4-1-2026	\$126,389,415



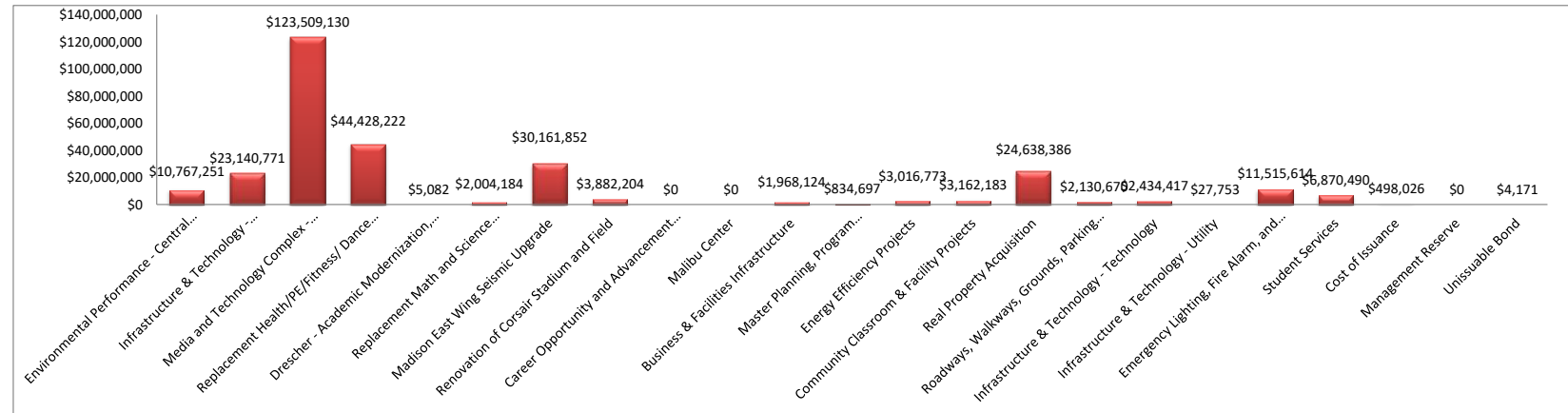
Interest	Measure U	Measure S	Measure AA	Measure V
As of 6-30-2025	\$7,034,106	\$12,137,849	\$7,570,851	\$29,684,476
Expenditure / Arbitrage as of 6-30-25	\$7,034,106	\$12,137,849	\$5,192,948	\$0
Available Interest as of 7-1-2025	\$0	\$0	\$2,377,903	\$29,684,476

INTEREST TOTALS
\$56,427,282
\$24,364,903
\$32,062,379

SANTA MONICA COMMUNITY COLLEGE DISTRICT
Measure AA Bond Budget
 As of March 31, 2026

MEASURE AA

	Project Name	Completion	Project Budget	Measure AA Allocation	Other Funding	Measure AA Expenditures as of 3/31/26	Measure AA Expenditures as of 12/31/25	Measure AA Expenditures Last Period	Total Measure AA Remaining
101	Environmental Performance - Central Plant Connections	Completed	\$10,767,251	\$10,767,251	\$0	\$10,767,251	\$10,767,251	\$0	\$0
102	Infrastructure & Technology - Information Technology Relocation	Completed	\$23,160,569	\$23,140,771	\$19,798	\$23,140,771	\$23,140,771	\$0	\$0
103	Media and Technology Complex - Academy Site	Completed	\$130,344,521	\$123,509,130	\$6,835,391	\$123,509,130	\$123,509,130	\$0	\$0
104	Replacement Health/PE/Fitness/ Dance Building with Central Plant	Completed	\$56,240,452	\$44,428,222	\$11,812,230	\$44,428,222	\$44,428,222	\$0	\$0
105	Drescher - Academic Modernization, Bookstore, Pico Promenade	Completed	\$13,005,082	\$5,082	\$13,000,000	\$5,082	\$5,082	\$0	\$0
106	Replacement Math and Science Extension Building	Completed	\$124,245,512	\$2,004,184	\$122,241,328	\$2,004,184	\$2,004,184	\$0	\$0
107	Madison East Wing Seismic Upgrade	Completed	\$30,161,852	\$30,161,852	\$0	\$30,161,852	\$30,161,852	\$0	\$0
108	Renovation of Corsair Stadium and Field	June 2026	\$6,031,813	\$3,882,204	\$2,149,609	\$1,507,719	\$978,891	\$528,828	\$2,374,485
109	Career Opportunity and Advancement Center (Bundy)	Completed	\$0	\$0	\$0	\$0	\$0	\$0	\$0
110	Malibu Center	Completed	\$61,985,779	\$0	\$61,985,779	\$0	\$0	\$0	\$0
111	Business & Facilities Infrastructure	Completed	\$1,968,124	\$1,968,124	\$0	\$1,968,124	\$1,968,124	\$0	\$0
112	Master Planning, Program Management, Overhead	Completed	\$834,697	\$834,697	\$0	\$834,697	\$834,697	\$0	\$0
113	Energy Efficiency Projects	Completed	\$3,508,088	\$3,016,773	\$491,315	\$3,016,773	\$3,016,773	\$0	\$0
114	Community Classroom & Facility Projects	Completed	\$3,162,183	\$3,162,183	\$0	\$3,162,183	\$3,162,183	\$0	\$0
115	Real Property Acquisition	Completed	\$24,638,386	\$24,638,386	\$0	\$24,638,386	\$24,638,386	\$0	\$0
116	Roadways, Walkways, Grounds, Parking Lots, and Garages	Completed	\$7,022,417	\$2,130,670	\$4,891,747	\$2,130,670	\$2,130,670	\$0	\$0
117	Infrastructure & Technology - Technology	Completed	\$2,434,417	\$2,434,417	\$0	\$2,434,417	\$2,434,417	\$0	\$0
118	Infrastructure & Technology - Utility	Completed	\$27,753	\$27,753	\$0	\$27,753	\$27,753	\$0	\$0
119	Emergency Lighting, Fire Alarm, and Security System	Completed	\$11,515,614	\$11,515,614	\$0	\$11,515,614	\$11,515,614	\$0	\$0
120	Student Services	Completed	\$130,224,164	\$6,870,490	\$123,353,674	\$6,870,490	\$6,870,490	\$0	\$0
121	Cost of Issuance	Completed	\$498,026	\$498,026	\$0	\$498,026	\$498,026	\$0	\$0
122	Management Reserve	Completed	\$0	\$0	\$0	\$0	\$0	\$0	\$0
123	Unissuable Bond	Completed	\$4,171	\$4,171	\$0	\$0	\$0	\$0	\$4,171
	Project Totals		\$641,776,700	\$295,000,000	\$346,780,871	\$292,621,344	\$292,092,516	\$528,828	\$2,378,656



SANTA MONICA COMMUNITY COLLEGE DISTRICT
Measure AA Bond Budget History
as of March 31, 2026

MEASURE AA

	Project Name	Completion	Preliminary Measure AA Budget	Measure AA Budget as of 12/31/25	Measure AA Budget as of 3/31/26	Variance	Measure AA Remaining as of 3/31/26
101	Environmental Performance - Central Plant Connections	Completed	\$12,034,042	\$10,767,251	\$10,767,251	\$0	\$0
102	Infrastructure & Technology - Information Technology Relocation	Completed	\$13,287,218	\$23,140,771	\$23,140,771	\$0	\$0
103	Media and Technology Complex - Academy Site	Completed	\$57,480,824	\$123,509,130	\$123,509,130	\$0	\$0
104	Replacement Health/PE/Fitness/ Dance Building with Central Plant	Completed	\$29,232,317	\$44,428,222	\$44,428,222	\$0	\$0
105	Drescher - Academic Modernization, Bookstore, Pico Promenade II	Completed	\$34,026,480	\$5,082	\$5,082	\$0	\$0
106	Replacement Math and Science Extension Building	Completed	\$68,259,000	\$2,004,184	\$2,004,184	\$0	\$0
107	Madison East Wing Seismic Upgrade	Completed	\$6,146,000	\$30,161,852	\$30,161,852	\$0	\$0
108	Renovation of Corsair Stadium and Field	June 2026	\$11,203,000	\$3,882,204	\$3,882,204	\$0	\$2,374,485
109	Career Opportunity and Advancement Center (Bundy)	Completed	\$32,384,000	\$0	\$0	\$0	\$0
110	Malibu Center	Completed	\$6,069,031	\$0	\$0	\$0	\$0
111	Business & Facilities Infrastructure	Completed	\$17,506,952	\$1,968,124	\$1,968,124	\$0	\$0
112	Master Planning, Program Management, Overhead	Completed	\$2,000,000	\$834,697	\$834,697	\$0	\$0
113	Energy Efficiency Projects	Completed	\$5,371,136	\$3,016,773	\$3,016,773	\$0	\$0
114	Community Classroom & Facility Projects	Completed	\$0	\$3,162,183	\$3,162,183	\$0	\$0
115	Real Property Acquisition	Completed	\$0	\$24,638,386	\$24,638,386	\$0	\$0
116	Roadways, Walkways, Grounds, Parking Lots, and Garages	Completed	\$0	\$2,130,670	\$2,130,670	\$0	\$0
117	Infrastructure & Technology - Technology	Completed	\$0	\$2,434,417	\$2,434,417	\$0	\$0
118	Infrastructure & Technology - Utility	Completed	\$0	\$27,753	\$27,753	\$0	\$0
119	Emergency Lighting, Fire Alarm, and Security System	Completed	\$0	\$11,515,614	\$11,515,614	\$0	\$0
120	Student Services	Completed	\$0	\$6,870,490	\$6,870,490	\$0	\$0
121	Cost of Issuance	Completed	\$0	\$498,026	\$498,026	\$0	\$0
122	Management Reserve	Completed	\$0	\$0	\$0	\$0	\$0
123	Unissuable Bond	Completed	\$0	\$4,171	\$4,171	\$0	\$4,171
	Project Totals		\$295,000,000	\$295,000,000	\$295,000,000	\$0	\$2,378,656

Projects	Budget	09/10 Final	10/11 Final	11/12 Final	12/13 Final	13/14 Final	14/15 Final	15/16 Final	16/17 Final	17/18 Final	18/19 Final	19/20 Final	20/21 Final	21/22 Final	22/23 Final	23/24 Final	24/25 Final	25/26 (9 Mos)	Combined Totals
AA 7100062																			
Environmental Performance - Central Plant Connections (101)																			
Legal	\$0	\$0	\$0	\$125	\$0	\$0	\$0	\$0	\$0	\$0	\$0	\$0	\$0	\$0	\$0	\$0	\$0	\$0	\$125
Other Contract Services	\$0	\$0	\$49,837	\$16,239	\$0	\$0	\$0	\$0	\$9,920	\$0	\$0	\$0	\$0	\$0	\$0	\$0	\$0	\$0	\$75,996
Consultants	\$0	\$0	\$0	\$0	\$28	\$0	\$0	\$0	\$0	\$0	\$0	\$0	\$0	\$0	\$0	\$0	\$0	\$0	\$28
Building & Additions	\$0	\$0	\$0	\$361	\$729	\$640	\$1,328,592	\$6,934,044	\$446,861	\$0	\$0	\$0	\$0	\$0	\$0	\$0	\$0	\$0	\$8,711,229
Architect	\$0	\$385	\$148,311	\$176,897	\$36,256	\$0	\$0	\$0	\$0	\$15,699	\$0	\$0	\$0	\$0	\$0	\$0	\$0	\$0	\$377,547
Engineering	\$48,500	\$0	\$4,000	\$0	\$152,010	\$39,638	\$66,918	\$138,887	\$62,883	\$0	\$0	\$0	\$0	\$0	\$0	\$0	\$0	\$0	\$512,836
Inspection & Testing	\$0	\$0	\$7,688	\$0	\$0	\$0	\$0	\$7,310	\$137,150	\$4,382	\$0	\$0	\$0	\$0	\$0	\$0	\$0	\$0	\$156,529
Project Management	\$0	\$17,263	\$55,116	\$48,695	\$61,908	\$19,313	\$104,575	\$526,072	\$99,840	\$190	\$0	\$0	\$0	\$0	\$0	\$0	\$0	\$0	\$932,961
Cap Equipment	\$0	\$0	\$0	\$0	\$0	\$0	\$0	\$0	\$0	\$0	\$0	\$0	\$0	\$0	\$0	\$0	\$0	\$0	\$0
Non-Cap Equipment	\$0	\$0	\$0	\$0	\$0	\$0	\$0	\$0	\$0	\$0	\$0	\$0	\$0	\$0	\$0	\$0	\$0	\$0	\$0
Total		\$48,500	\$17,648	\$264,951	\$242,307	\$250,931	\$59,591	\$1,507,396	\$7,736,152	\$623,886	\$15,889	\$0	\$0	\$0	\$0	\$0	\$0	\$0	\$10,767,251
Project Budget	\$10,767,251																		
Less Other Funding	\$0																		
Net	\$10,767,251																		
Actual Measure AA Expenditures	\$10,767,251																		
Running Balance	\$0																		

AA 7100063																			
Infrastructure & Technology - IT Relocation (102)																			
Supplies	\$0	\$0	\$965	\$8,442	\$3,137	\$2,600	\$0	\$0	\$0	\$0	\$0	\$0	\$0	\$0	\$0	\$0	\$0	\$0	\$15,144
Consultants	\$0	\$0	\$0	\$0	\$4,098	\$0	\$7,800	\$0	\$0	\$0	\$0	\$0	\$0	\$0	\$0	\$0	\$0	\$0	\$8,208
Maintenance Contract	\$0	\$0	\$0	\$0	\$107,390	\$0	\$77,074	\$79	\$0	\$0	\$0	\$0	\$0	\$0	\$0	\$0	\$0	\$0	\$184,543
Legal	\$0	\$0	\$0	\$1,363	\$50	\$0	\$0	\$0	\$0	\$0	\$0	\$0	\$0	\$0	\$0	\$0	\$0	\$0	\$1,413
Printing	\$0	\$0	\$0	\$0	\$1,624	\$0	\$0	\$0	\$0	\$0	\$0	\$0	\$0	\$0	\$0	\$0	\$0	\$0	\$1,624
Postage	\$0	\$0	\$0	\$0	\$1,567	\$0	\$0	\$0	\$0	\$0	\$0	\$0	\$0	\$0	\$0	\$0	\$0	\$0	\$1,567
Other Contract Services	\$0	\$0	\$2,163	\$15,259	\$23,356	\$0	\$19,050	\$4,500	\$0	\$0	\$0	\$0	\$0	\$0	\$0	\$0	\$0	\$0	\$64,328
Moving	\$0	\$0	\$0	\$577	\$266	\$27,655	\$22,618	\$0	\$0	\$0	\$0	\$0	\$0	\$0	\$0	\$0	\$0	\$0	\$51,116
Site Improvement	\$0	\$0	\$0	\$24	\$0	\$0	\$0	\$0	\$0	\$0	\$0	\$0	\$0	\$0	\$0	\$0	\$0	\$0	\$24
Building & Additions	\$0	\$0	\$0	\$1,767,083	\$9,667,362	\$4,288,987	\$1,203,916	\$165,229	-\$19,798	\$0	\$0	\$0	\$0	\$0	\$0	\$0	\$0	\$0	\$17,072,780
Architect	\$105,049	\$482,261	\$505,580	\$183,181	\$287,201	\$236,860	\$120,091	\$0	\$0	\$0	\$0	\$0	\$0	\$0	\$0	\$0	\$0	\$0	\$1,920,223
Engineering	\$0	\$0	\$10,037	\$11,065	\$17,147	\$19,512	\$25,994	\$1,956	\$0	\$0	\$0	\$0	\$0	\$0	\$0	\$0	\$0	\$0	\$85,712
Inspection & Testing	\$10,291	\$8,793	\$21,449	\$137,523	\$499,982	\$200,262	\$568	\$0	\$0	\$0	\$0	\$0	\$0	\$0	\$0	\$0	\$0	\$0	\$878,868
Project Management	\$33,460	\$76,290	\$84,991	\$331,754	\$431,730	\$297,951	\$22,978	\$1,500	\$0	\$0	\$0	\$0	\$0	\$0	\$0	\$0	\$0	\$0	\$1,280,653
Cap Equipment	\$0	\$0	\$0	\$29,422	\$645,830	-\$29,090	\$589,604	\$9,811	\$0	\$0	\$0	\$0	\$0	\$0	\$0	\$0	\$0	\$0	\$1,245,576
Non-Cap Equipment	\$0	\$0	\$0	\$18,344	\$10,852	\$277,219	\$1,891	\$20,689	\$0	\$0	\$0	\$0	\$0	\$0	\$0	\$0	\$0	\$0	\$328,994
Total		\$148,800	\$567,344	\$625,185	\$2,504,035	\$11,697,901	\$5,321,956	\$2,091,584	\$203,764	-\$19,798	\$0	\$0	\$0	\$0	\$0	\$0	\$0	\$0	\$23,140,771
Project Budget	\$23,160,569	Received																	
Less Other Funding	\$19,798	* Other Funding Source:																	
Net	\$23,140,771	1) Edison \$19,798 received																	
Actual Measure AA Expenditures	\$23,140,771																		
Running Balance	\$0																		

Infrastructure & Technology - IT Relocation

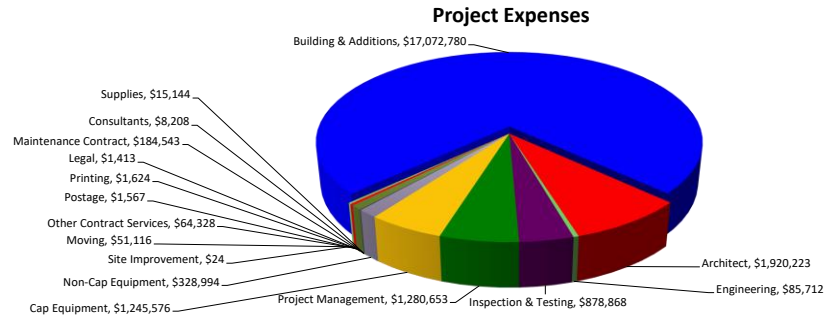
Project Description:
 Relocation of IT/Telecom Departments, and renovation of Media Center

Facility Size:
 9,230 sq/ft

Status:
 Completed

Architect:
 Morris Architects

Contractor:
 Minco, Bernards Brothers



Projects	Budget	09/10 Final	10/11 Final	11/12 Final	12/13 Final	13/14 Final	14/15 Final	15/16 Final	16/17 Final	17/18 Final	18/19 Final	19/20 Final	20/21 Final	21/22 Final	22/23 Final	23/24 Final	24/25 Final	25/26 (9 Mos)	Combined Totals
AA 7100061																			
Media and Technology Complex - Academy Site (103)																			
Consultants	\$0	\$0	\$20,675	\$12,576	\$9,488	\$7,789	\$2,102	\$0	\$12,922	\$0	\$0	\$0	\$0	\$0	\$0	\$0	\$0	\$0	\$65,551
Supplies	\$0	\$0	\$0	\$19,481	\$1,048	\$289	\$0	\$9,251	\$40,519	\$937	\$0	\$0	\$0	\$0	\$0	\$0	\$0	\$0	\$71,525
Maintenance Contract	\$0	\$0	\$0	\$0	\$0	\$0	\$0	\$15,922	\$23,561	\$0	\$0	\$0	\$0	\$0	\$0	\$0	\$0	\$0	\$39,483
Legal	\$16,903	\$0	\$7,958	\$43,363	\$5,066	\$26,186	\$49,155	\$15,435	\$36,221	\$26,991	\$121,256	\$100,053	\$200,783	\$169,704	\$1,500	\$0	\$0	\$0	\$820,572
Software Support	\$0	\$0	\$0	\$1,982	\$0	\$0	\$0	\$6,548	\$6,975	\$0	\$0	\$0	\$0	\$0	\$0	\$0	\$0	\$0	\$15,505
Service Fee	\$0	\$0	\$0	\$0	\$0	\$0	\$0	\$17,000	\$0	\$0	\$0	\$0	\$0	\$0	\$0	\$0	\$0	\$0	\$17,000
Other Contract Services	\$3,993	\$5,763	\$13,456	\$39,188	\$0	\$0	\$5,853	\$22,622	\$18,628	\$7,690	\$7,550	\$0	\$0	\$0	\$0	\$0	\$0	\$0	\$124,743
Moving Expenses	\$0	\$0	\$0	\$38,756	\$0	\$0	\$0	\$0	\$97,543	\$17,556	\$0	\$0	\$0	\$0	\$0	\$0	\$0	\$0	\$153,855
Site Improvement	\$0	\$0	\$0	\$100,505	\$664	\$606	\$476	\$622	\$526	\$0	\$526	\$0	\$0	\$0	\$0	\$0	\$0	\$0	\$103,925
Building & Additions	\$0	\$538	\$1,498,660	\$3,543,657	\$11,820,615	\$17,734,534	\$23,465,347	\$16,267,550	\$25,548,089	\$219,234	\$626,512	-\$67,164	\$0	\$0	\$0	\$0	\$0	\$0	\$100,657,570
Architect	\$2,097,553	\$2,508,588	\$295,753	\$265,481	\$778,015	\$517,794	\$1,048,935	\$991,386	\$869,801	\$151,886	\$43,416	\$90,690	\$240,094	-\$1,327,000	\$0	\$0	\$0	\$0	\$8,572,392
Engineering	\$16,459	\$29,293	\$9,102	\$29,223	\$8,203	\$72,983	\$118,389	\$72,786	\$51,871	\$37,289	\$0	\$0	\$0	\$0	\$0	\$0	\$0	\$0	\$445,657
Inspection & Testing	\$64,906	\$27,527	\$123,842	\$235,287	\$563,746	\$1,381,801	\$641,972	\$525,264	\$207,240	\$27,210	\$1,212	\$0	\$0	\$0	\$0	\$0	\$0	\$0	\$3,800,005
Project Management	\$121,786	\$233,826	\$269,249	\$506,917	\$800,315	\$930,115	\$1,207,850	\$1,121,670	\$859,779	\$50,681	\$27,825	\$2,450	\$0	\$2,188	\$0	\$0	\$0	\$0	\$6,134,649
Cap Equipment	\$0	\$0	\$0	\$186,301	\$0	\$0	\$0	\$0	\$1,458,273	\$6,604	\$0	\$0	\$0	\$0	\$0	\$0	\$0	\$0	\$1,651,178
Non-Cap Equipment	\$0	\$0	\$0	\$10,782	\$0	\$0	\$0	\$326,845	\$490,727	\$7,167	\$0	\$0	\$0	\$0	\$0	\$0	\$0	\$0	\$835,520
Total	\$2,321,599	\$2,805,534	\$2,238,694	\$5,033,499	\$13,987,159	\$20,672,105	\$26,540,059	\$19,392,902	\$29,722,772	\$553,215	\$828,296	\$126,029	\$440,877	-\$1,155,109	\$1,500	\$0	\$0	\$0	\$123,509,130
Project Budget	\$130,344,521	Received																	
Less Other Funding*	\$6,835,391																		
Net	\$123,509,130																		
Actual Measure AA Expenditures	\$123,509,130																		
Running Balance	\$0																		

* Other Funding Source:
 1) KCRW Foundation \$6,803,412 received
 2) Edison \$31,979.48 received

Media and Technology Complex - Academy Site

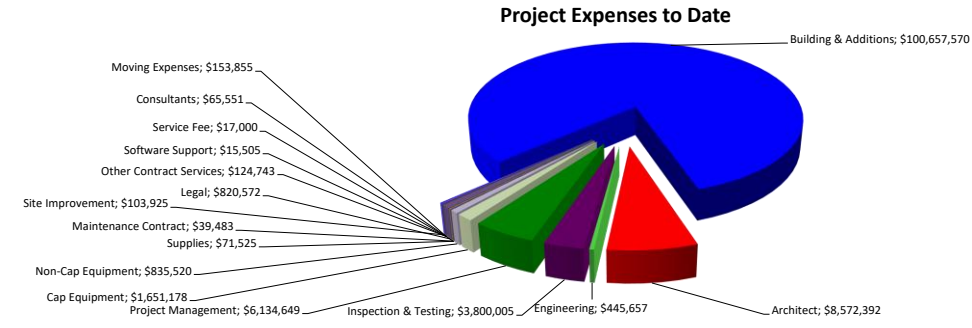
Project Description:
 Renovation and new extension to the existing building, new building for KCRW, and a new parking structure

Facility Size:
 Building - 116,000 sq/ft
 Parking Structure - 450 spaces

Status:
 Completed

Architect:
 Clive Wilkinson Architects

Contractor:
 H.B. Parkco Construction
 Fast Track Construction



Projects	Budget	09/10 Final	10/11 Final	11/12 Final	12/13 Final	13/14 Final	14/15 Final	15/16 Final	16/17 Final	17/18 Final	18/19 Final	19/20 Final	20/21 Final	21/22 Final	22/23 Final	23/24 Final	24/25 Final	25/26 (9 Mos)	Combined Totals
AA 7100060																			
Repl. Health/PE/Fitness/Dance Building with Central Plant (104)																			
Consultants		\$0	\$0	\$0	\$14	\$62	\$2,304	\$184	\$0	\$0	\$0	\$0	\$0	\$0	\$0	\$0	\$0	\$0	\$2,564
Supplies		\$0	\$0	\$0	\$0	\$7,089	\$195	\$484	\$20,947	\$0	\$0	\$0	\$0	\$0	\$0	\$0	\$0	\$0	\$28,715
Legal		\$0	\$0	\$0	\$0	\$0	\$0	\$663	\$80	\$0	\$0	\$0	\$0	\$0	\$0	\$0	\$0	\$0	\$742
Software Support		\$0	\$0	\$0	\$0	\$0	\$0	\$0	\$1,209	\$0	\$0	\$0	\$0	\$0	\$0	\$0	\$0	\$0	\$1,209
Site Improvement		\$0	\$0	\$0	\$0	\$0	\$559	\$440	\$575	\$0	\$0	\$0	\$0	\$0	\$0	\$0	\$0	\$0	\$1,574
Off Campus Printing		\$0	\$0	\$0	\$0	\$0	\$2,165	\$0	\$0	\$0	\$0	\$0	\$0	\$0	\$0	\$0	\$0	\$0	\$2,165
Postage		\$0	\$0	\$0	\$0	\$0	\$1,505	\$0	\$0	\$0	\$0	\$0	\$0	\$0	\$0	\$0	\$0	\$0	\$1,505
Other Contract Services		\$120	\$38	\$112	\$32,634	\$0	\$1,019	\$581	\$0	\$2,644	\$0	\$0	\$0	\$0	\$0	\$0	\$0	\$0	\$37,147
Building & Additions		\$0	\$0	\$0	\$817	\$4,188	\$1,623	\$13,783,023	\$14,860,829	\$5,315,393	-\$148,184	\$0	\$0	\$0	\$0	\$0	\$0	\$0	\$33,837,688
Architect		\$256,076	\$1,568,564	\$1,790,207	\$518,973	\$177,583	\$364,853	\$585,900	\$373,345	\$210,312	\$108,264	\$0	\$0	\$0	\$0	\$0	\$0	\$0	\$5,954,078
Engineering		\$0	\$8,507	\$31,650	\$7,871	\$6,529	\$9,278	\$76,712	\$51,026	\$11,318	\$2,900	\$0	\$0	\$0	\$0	\$0	\$0	\$0	\$205,788
Inspection & Testing		\$38,892	\$490	\$21,150	\$1,295	\$360	\$133,766	\$945,765	\$358,724	\$60,826	\$1,330	\$0	\$0	\$0	\$0	\$0	\$0	\$0	\$1,461,579
Project Management		\$34,968	\$113,379	\$118,783	\$94,768	\$108,528	\$463,418	\$564,240	\$487,065	\$312,539	\$20,242	\$0	\$0	\$0	\$0	\$0	\$0	\$0	\$2,317,928
Cap Equipment		\$0	\$0	\$0	\$0	\$0	\$0	\$0	\$164,793	\$68,425	\$0	\$0	\$0	\$0	\$0	\$0	\$0	\$0	\$233,218
Non-Cap Equipment		\$0	\$0	\$0	\$0	\$0	\$0	\$0	\$206,229	\$127,078	\$0	\$0	\$0	\$0	\$0	\$0	\$0	\$0	\$342,322
Total		\$328,056	\$1,690,978	\$1,961,901	\$656,362	\$304,338	\$989,689	\$15,858,991	\$16,544,820	\$6,108,535	-\$15,448	\$0	\$0	\$0	\$0	\$0	\$0	\$0	\$44,428,222
Project Budget	\$56,240,452																		
Less Other Funding*	\$11,812,230																		
Net	\$44,428,222																		
Actual Measure AA Expenditures	\$44,428,222																		
Running Balance	\$0																		

* Other Funding Source:
 1) Measure S - \$11,603,383 allocated
 2) SCE \$190,847.28, Gas Co. \$18,000 received

Repl. Health/PE/Fitness/Dance Building with Central Plant

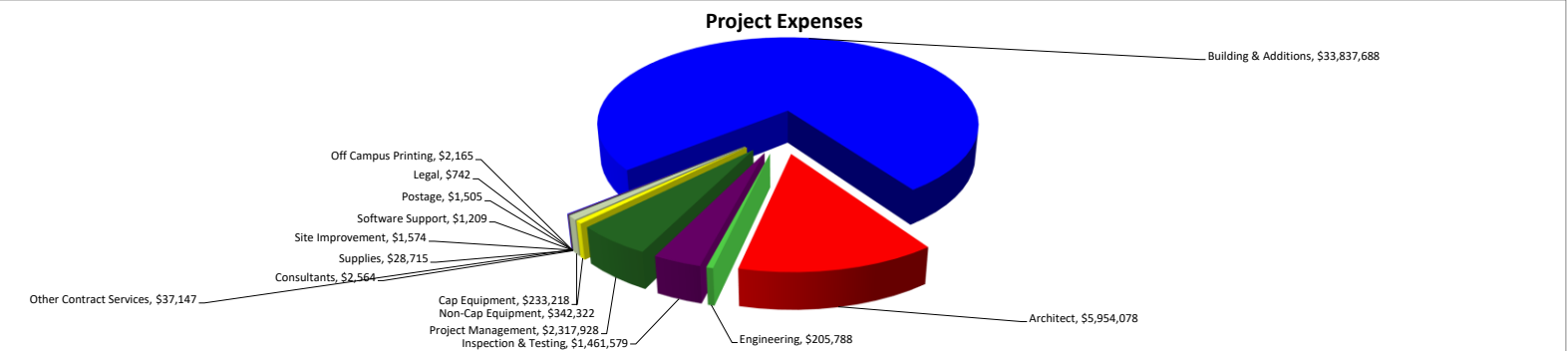
Project Description:
 Replacement of locker rooms, fitness center, dance studios, and new central plant

Facility Size:
 62,000 sq/ft

Status:
 Completed

Architect:
 Gensler Architects

Contractor:
 Bernards Brothers

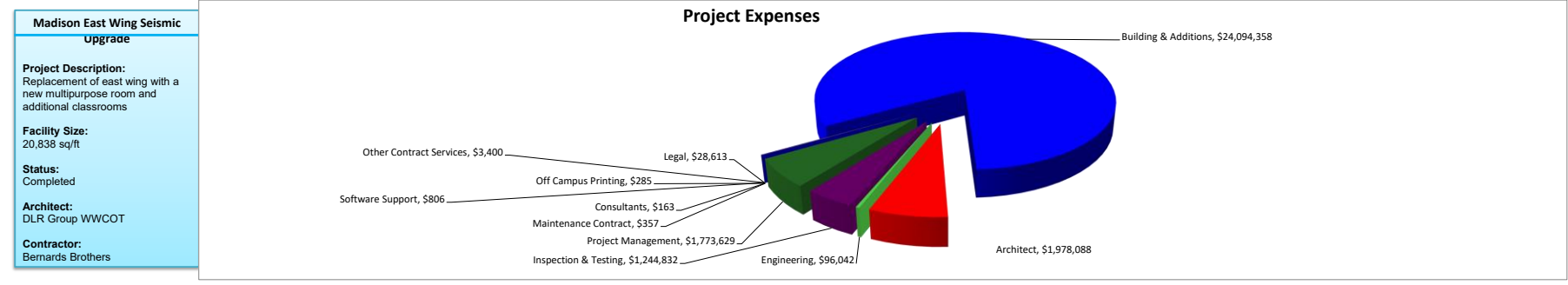


Projects	Budget	09/10 Final	10/11 Final	11/12 Final	12/13 Final	13/14 Final	14/15 Final	15/16 Final	16/17 Final	17/18 Final	18/19 Final	19/20 Final	20/21 Final	21/22 Final	22/23					Combined Totals
AA 7100065																				
Drescher - Academic Modernization, Bookstore, Pico Promenade (105)																				
Legal		\$0	\$0	\$0	\$0	\$0	\$0	\$0	\$0	\$0	\$0	\$0	\$0	\$0	\$0	\$0	\$0	\$0	\$0	\$0
Other Contract Services		\$0	\$0	\$0	\$0	\$0	\$0	\$0	\$0	\$0	\$0	\$0	\$0	\$0	\$0	\$0	\$0	\$0	\$0	\$0
Site Acquisition		\$0	\$0	\$0	\$0	\$0	\$0	\$0	\$0	\$0	\$0	\$0	\$0	\$0	\$0	\$0	\$0	\$0	\$0	\$0
Inspection & Testing		\$0	\$0	\$0	\$0	\$0	\$0	\$0	\$0	\$0	\$0	\$0	\$0	\$0	\$0	\$0	\$0	\$0	\$0	\$0
Project Management		\$0	\$0	\$5,082	\$0	\$0	\$0	\$0	\$0	\$0	\$0	\$0	\$0	\$0	\$0	\$0	\$0	\$0	\$0	\$5,082
Total		\$0	\$0	\$5,082	\$0	\$0	\$0	\$0	\$0	\$0	\$0	\$0	\$0	\$0	\$0	\$0	\$0	\$0	\$0	\$5,082
Project Budget	\$13,005,082																			
Less Other Funding*	\$13,000,000																			
Net	\$5,082																			
Actual Measure AA Expenditures	\$5,082																			
Running Balance	\$0																			

* Other Funding Source:
 1) Measure V 13,000,000 allocated

Projects	Budget	09/10 Final	10/11 Final	11/12 Final	12/13 Final	13/14 Final	14/15 Final	15/16 Final	16/17 Final	17/18 Final	18/19 Final	19/20 Final	20/21 Final	21/22 Final	22/23 Final	23/24 Final	24/25 Final	25/26 (9 Mos)	Combined Totals	
AA 7100090																				
Replacement Math and Science Extension Building (106)																				
Legal		\$0	\$0	\$0	\$0	\$0	\$0	\$0	\$0	\$0	\$0	\$0	\$0	\$0	\$0	\$0	\$0	\$0	\$0	
Other Contract Services		\$0	\$0	\$0	\$0	\$0	\$0	\$0	\$0	\$1,525	\$0	\$0	\$0	\$0	\$0	\$0	\$0	\$0	\$1,525	
Site Acquisition		\$0	\$0	\$0	\$0	\$0	\$0	\$0	\$0	\$0	\$0	\$0	\$0	\$0	\$0	\$0	\$0	\$0	\$0	
Building & Additions		\$0	\$0	\$0	\$0	\$0	\$0	\$0	\$0	\$4,796	\$0	\$0	\$0	\$0	\$0	\$0	\$0	\$0	\$4,796	
Architect		\$0	\$0	\$0	\$0	\$0	\$0	\$0	\$1,787,824	-\$94,695	\$0	\$0	\$0	\$0	\$0	\$0	\$0	\$0	\$1,693,130	
Engineering		\$0	\$0	\$0	\$0	\$0	\$0	\$0	\$0	\$0	\$0	\$0	\$0	\$0	\$0	\$0	\$0	\$0	\$0	
Inspection & Testing		\$0	\$0	\$0	\$0	\$0	\$0	\$0	\$0	\$70,223	\$0	\$0	\$0	\$0	\$0	\$0	\$0	\$0	\$70,223	
Project Management		\$0	\$0	\$0	\$0	\$4,950	\$0	\$0	\$800	\$228,760	\$0	\$0	\$0	\$0	\$0	\$0	\$0	\$0	\$234,510	
Total		\$0	\$0	\$0	\$0	\$4,950	\$0	\$0	\$800	\$2,093,128	-\$94,695	\$0	\$0	\$0	\$0	\$0	\$0	\$0	\$2,004,184	
Project Budget	\$124,245,512	Received																		
Less Other Funding	\$122,241,328																			
Net	\$2,004,184																			
Actual Measure AA Expenditures	\$2,004,184																			
Running Balance	\$0																			
* Other Funding Source: 1) Measure U \$308,336 2) Measure V \$82,317,992 allocated 3) State of California \$39,615,000																				

Projects	Budget	09/10 Final	10/11 Final	11/12 Final	12/13 Final	13/14 Final	14/15 Final	15/16 Final	16/17 Final	17/18 Final	18/19 Final	19/20 Final	20/21 Final	21/22 Final	22/23 Final	23/24 Final	24/25 Final	25/26 (9 Mos)	Combined Totals
AA 7100047																			
Madison East Wing Seismic Upgrade (107)																			
Supplies		\$0	\$0	\$0	\$0	\$0	\$0	\$0	\$6,197	\$0	\$0	\$0	\$0	\$0	\$0	\$0	\$0	\$0	\$6,197
Consultants		\$0	\$0	\$0	\$0	\$135	\$28	\$0	\$0	\$0	\$0	\$0	\$0	\$0	\$0	\$0	\$0	\$0	\$163
Off Campus Printing		\$0	\$0	\$0	\$0	\$0	\$285	\$0	\$0	\$0	\$0	\$0	\$0	\$0	\$0	\$0	\$0	\$0	\$285
Maintenance Contract		\$0	\$0	\$0	\$0	\$0	\$0	\$0	\$357	\$0	\$0	\$0	\$0	\$0	\$0	\$0	\$0	\$0	\$357
Legal		\$0	\$0	\$0	\$0	\$0	\$0	\$0	\$7,578	\$11,822	\$8,263	\$950	\$0	\$0	\$0	\$0	\$0	\$0	\$28,613
Software Support		\$0	\$0	\$0	\$0	\$0	\$0	\$0	\$806	\$0	\$0	\$0	\$0	\$0	\$0	\$0	\$0	\$0	\$806
Other Contract Services		\$0	\$364	\$907	\$0	\$0	\$1,328	\$711	\$0	\$0	\$0	\$0	\$0	\$0	\$0	\$0	\$0	\$0	\$3,400
Building & Additions		\$0	\$656	\$312,643	\$0	\$4,248	\$6,030,371	\$8,829,626	\$4,949,223	\$3,967,591	\$0	\$0	\$0	\$0	\$0	\$0	\$0	\$0	\$24,094,358
Architect		\$76,073	\$398,050	\$550,589	\$65,444	\$57,480	\$199,100	\$404,764	\$122,764	\$103,824	\$0	\$0	\$0	\$0	\$0	\$0	\$0	\$0	\$1,978,088
Engineering		\$0	\$0	\$10,707	\$778	\$0	\$13,792	\$33,184	\$37,491	\$90	\$0	\$0	\$0	\$0	\$0	\$0	\$0	\$0	\$96,042
Inspection & Testing		\$0	\$19,848	\$16,752	\$3,036	\$5,851	\$676,323	\$405,443	\$112,876	\$4,703	\$0	\$0	\$0	\$0	\$0	\$0	\$0	\$0	\$1,244,832
Project Management		\$5,557	\$128,878	\$112,573	\$67,447	\$118,242	\$494,874	\$481,165	\$322,379	\$31,230	\$11,286	\$0	\$0	\$0	\$0	\$0	\$0	\$0	\$1,773,629
Cap Equipment		\$0	\$0	\$30,603	\$0	\$0	\$0	\$0	\$537,627	\$0	\$0	\$0	\$0	\$0	\$0	\$0	\$0	\$0	\$568,230
Non-Cap Equipment		\$0	\$0	\$71,827	\$9,788	\$0	\$0	\$0	\$285,236	\$0	\$0	\$0	\$0	\$0	\$0	\$0	\$0	\$0	\$366,851
Total		\$81,630	\$547,796	\$1,106,691	\$146,492	\$185,956	\$7,416,101	\$10,154,894	\$6,382,534	\$4,119,259	\$19,549	\$950	\$0	\$0	\$0	\$0	\$0	\$0	\$30,161,852
Project Budget	\$30,161,852																		
Less Other Funding	\$0																		
Net	\$30,161,852																		
Actual Measure AA Expenditures	\$30,161,852																		
Running Balance	\$0																		



Projects	Budget	09/10 Final	10/11 Final	11/12 Final	12/13 Final	13/14 Final	14/15 Final	15/16 Final	16/17 Final	17/18 Final	18/19 Final	19/20 Final	20/21 Final	21/22 Final	22/23 Final	23/24 Final	24/25 Final	25/26 (9 Mos)	Combined Totals	
AA 7100068, 7100019																				
Corsair Stadium and Field Projects (108)																				
Other Contract Services		\$0	\$0	\$0	\$0	\$0	\$0	\$0	\$0	\$0	\$0	\$0	\$0	\$0	\$0	\$0	\$0	\$0	\$11,606	\$11,606
Building & Additions		\$0	\$0	\$0	\$0	\$0	\$0	\$0	\$0	\$0	\$0	\$0	\$0	\$0	\$0	\$0	\$497,985	\$499,083	\$997,068	\$997,068
Architect		\$0	\$30,759	\$0	\$0	\$0	\$0	\$0	\$0	\$0	\$0	\$0	\$0	\$0	\$23,000	\$41,758	\$297,742	\$67,917	\$461,175	\$461,175
Engineering		\$0	\$0	\$0	\$0	\$0	\$0	\$0	\$0	\$0	\$0	\$0	\$0	\$0	\$0	\$0	\$0	\$0	\$0	\$0
Inspection & Testing		\$0	\$0	\$0	\$0	\$0	\$0	\$0	\$0	\$0	\$0	\$0	\$0	\$0	\$0	\$0	\$22,050	\$11,280	\$33,330	\$33,330
Project Management		\$0	\$4,540	\$0	\$0	\$0	\$0	\$0	\$0	\$0	\$0	\$0	\$0	\$0	\$0	\$0	\$0	\$0	\$0	\$4,540
Total		\$0	\$35,299	\$0	\$0	\$0	\$0	\$0	\$0	\$0	\$0	\$0	\$0	\$0	\$23,000	\$41,758	\$817,776	\$589,886	\$1,507,719	\$1,507,719
Project Budget	\$6,031,813																			
Less Other Funding	\$2,149,609																			
Net	\$3,882,204																			
Actual Measure AA Expenditures	\$1,507,719																			
Running Balance	\$2,374,485																			
- Other Funding Source:																				
Measure AA Interest - \$2,149,609 Allocated																				

AA 7100067, 7100152, 7100155, 7100157																				
Business & Facilities Infrastructure (111)																				
Supplies		\$0	\$0	\$0	\$1,493	\$4,840	\$0	\$0	\$0	\$0	\$0	\$0	\$0	\$0	\$0	\$0	\$0	\$0	\$0	\$6,333
Service Fee		\$0	\$0	\$0	\$12,885	\$0	\$0	\$0	\$0	\$0	\$0	\$0	\$0	\$0	\$0	\$0	\$0	\$0	\$0	\$12,885
Consultants		\$0	\$0	\$0	\$0	\$14	\$8	\$0	\$0	\$0	\$0	\$0	\$0	\$0	\$0	\$0	\$0	\$0	\$0	\$22
Maintenance Contract		\$0	\$0	\$0	\$0	\$1,366	\$0	\$0	\$0	\$0	\$0	\$0	\$0	\$0	\$0	\$0	\$0	\$0	\$0	\$1,366
Legal		\$0	\$0	\$75	\$0	\$0	\$0	\$1,105	\$0	\$0	\$0	\$0	\$0	\$0	\$0	\$0	\$0	\$0	\$0	\$1,180
Software License		\$0	\$0	\$0	\$375	\$0	\$0	\$0	\$0	\$0	\$0	\$0	\$0	\$0	\$0	\$0	\$0	\$0	\$0	\$375
Other Contract Services		\$0	\$6,289	\$6,988	\$750	\$0	\$2,209	\$0	\$0	\$0	\$0	\$0	\$0	\$0	\$0	\$0	\$0	\$0	\$0	\$16,236
Moving Services		\$0	\$0	\$0	\$395	\$0	\$0	\$0	\$0	\$0	\$0	\$0	\$0	\$0	\$0	\$0	\$0	\$0	\$0	\$395
Building & Additions		\$0	\$34,672	\$198,667	\$200,585	\$284,668	\$0	\$0	\$0	\$0	\$0	\$0	\$0	\$0	\$0	\$0	\$0	\$0	\$0	\$718,592
Architect		\$0	\$0	\$80,626	\$170,132	\$37,906	\$0	\$0	\$0	\$0	\$0	\$0	\$0	\$0	\$0	\$0	\$0	\$0	\$0	\$288,664
Engineering		\$0	\$0	\$0	\$3,705	\$9,735	\$6,840	\$0	\$0	\$0	\$0	\$0	\$0	\$0	\$0	\$0	\$0	\$0	\$0	\$20,280
Inspection & Testing		\$0	\$0	\$8,142	\$10,938	\$10,500	\$0	\$0	\$0	\$0	\$0	\$0	\$0	\$0	\$0	\$0	\$0	\$0	\$0	\$29,580
Project Management		\$0	\$3,073	\$154,904	\$87,291	\$139,821	\$3,571	\$0	\$0	\$0	\$0	\$0	\$0	\$0	\$0	\$0	\$0	\$0	\$0	\$388,659
Cap Equipment		\$0	\$0	\$0	\$35,892	\$80,090	\$0	\$0	\$0	\$0	\$0	\$0	\$0	\$0	\$0	\$0	\$0	\$0	\$0	\$115,982
Non-Cap Equipment		\$0	\$89,204	\$0	\$84,590	\$193,782	\$0	\$0	\$0	\$0	\$0	\$0	\$0	\$0	\$0	\$0	\$0	\$0	\$0	\$367,576
Total		\$0	\$133,238	\$449,401	\$608,656	\$763,095	\$12,628	\$1,105	\$0	\$0	\$0	\$0	\$0	\$0	\$0	\$0	\$0	\$0	\$0	\$1,968,124
Project Budget	\$1,968,124																			
Less Other Funding	\$0																			
Net	\$1,968,124																			
Actual Measure AA Expenditures	\$1,968,124																			
Running Balance	\$0																			

AA 7100004																				
Master Planning, Program Management, Overhead (112)																				
Supplies		\$0	\$0	\$0	\$0	\$0	\$0	\$0	\$0	\$0	\$0	\$0	\$0	\$0	\$0	\$0	\$0	\$0	\$0	\$0
Architect		\$0	\$0	\$0	\$0	\$0	\$0	\$139,302	\$187,927	\$245,329	\$1,270	\$0	\$0	\$0	\$0	\$0	\$0	\$0	\$0	\$573,828
Project Management		\$0	\$0	\$0	\$0	\$76,015	\$150	\$0	\$49,170	\$135,533	\$0	\$0	\$0	\$0	\$0	\$0	\$0	\$0	\$0	\$260,868
Cap Equipment		\$0	\$0	\$0	\$0	\$0	\$0	\$0	\$0	\$0	\$0	\$0	\$0	\$0	\$0	\$0	\$0	\$0	\$0	\$0
Non-Cap Equipment		\$0	\$0	\$0	\$0	\$0	\$0	\$0	\$0	\$0	\$0	\$0	\$0	\$0	\$0	\$0	\$0	\$0	\$0	\$0
Total		\$0	\$0	\$0	\$0	\$76,015	\$150	\$139,302	\$237,097	\$380,863	\$1,270	\$0	\$0	\$0	\$0	\$0	\$0	\$0	\$0	\$834,697
Project Budget	\$834,697																			
Less Other Funding	\$0																			
Net	\$834,697																			
Actual Measure AA Expenditures	\$834,697																			
Running Balance	\$0																			

Projects	Budget	09/10 Final	10/11 Final	11/12 Final	12/13 Final	13/14 Final	14/15 Final	15/16 Final	16/17 Final	17/18 Final	18/19 Final	19/20 Final	20/21 Final	21/22 Final	22/23 Final	23/24 Final	24/25 Final	25/26 (9 Mos)	Combined Totals
AA 7100154																			
Energy Efficiency Projects (113)																			
Legal		\$0	\$0	\$0	\$0	\$0	\$0	\$0	\$0	\$0	\$0	\$0	\$0	\$0	\$0	\$0	\$0	\$0	\$0
Other Contract Services		\$0	\$0	\$0	\$0	\$0	\$0	\$0	\$0	\$0	\$0	\$0	\$0	\$0	\$0	\$0	\$0	\$0	\$0
Building & Additions		\$0	\$0	\$189	\$2,108,853	\$990,389	-\$97,621	\$0	\$0	\$0	\$0	\$0	\$0	\$0	\$0	\$0	\$0	\$0	\$0
Architect		\$0	\$0	\$0	\$0	\$0	\$0	\$0	\$0	\$0	\$0	\$0	\$0	\$0	\$0	\$0	\$0	\$0	\$0
Engineering		\$0	\$0	\$0	\$0	\$0	\$0	\$0	\$0	\$0	\$0	\$0	\$0	\$0	\$0	\$0	\$0	\$0	\$0
Inspection & Testing		\$0	\$0	\$0	\$4,020	\$0	\$10,118	\$0	\$0	\$0	\$0	\$0	\$0	\$0	\$0	\$0	\$0	\$0	\$0
Project Management		\$0	\$0	\$0	\$0	\$0	\$825	\$0	\$0	\$0	\$0	\$0	\$0	\$0	\$0	\$0	\$0	\$0	\$0
Non-Cap Equipment		\$0	\$0	\$0	\$0	\$0	\$0	\$0	\$0	\$0	\$0	\$0	\$0	\$0	\$0	\$0	\$0	\$0	\$0
Total		\$0	\$0	\$189	\$2,112,873	\$990,389	-\$86,678	\$0	\$0	\$0	\$0	\$0	\$0	\$0	\$0	\$0	\$0	\$0	\$0
Project Budget	\$3,508,098																		
Less Other Funding	\$491,315																		
Net	\$3,016,773																		
Actual Measure AA Expenditures	\$3,016,773																		
Running Balance	\$0																		
		* Other Funding Source: 1) DWP \$18,715.00 received 2) SCE \$446,519.77 received 3) Gas Co. \$26,080 received																	

AA 7100064																			
Community Classroom & Facility Projects (114)																			
Supplies		\$0	\$0	\$0	\$124	\$0	\$0	\$0	\$0	\$0	\$0	\$0	\$0	\$0	\$0	\$0	\$0	\$0	\$0
Legal		\$0	\$0	\$1,867	\$1,418	\$0	\$0	\$0	\$0	\$0	\$0	\$0	\$0	\$0	\$0	\$0	\$0	\$0	\$0
Other Contract Services		\$0	\$3,720	\$1,869	\$0	\$0	\$0	\$0	\$0	\$0	\$0	\$0	\$0	\$0	\$0	\$0	\$0	\$0	\$0
Building & Additions		\$0	\$434,578	\$1,369,441	\$408,696	-\$1,003	\$0	\$0	\$0	\$0	\$0	\$0	\$0	\$0	\$0	\$0	\$0	\$0	\$0
Architect		\$0	\$263,833	\$48,120	\$1,318	\$0	\$0	\$0	\$0	\$0	\$0	\$0	\$0	\$0	\$0	\$0	\$0	\$0	\$0
Engineering		\$0	\$3,220	\$3,143	\$0	\$0	\$0	\$0	\$0	\$0	\$0	\$0	\$0	\$0	\$0	\$0	\$0	\$0	\$0
Inspection & Testing		\$0	\$41,002	\$80,885	\$1,495	\$0	\$0	\$0	\$0	\$0	\$0	\$0	\$0	\$0	\$0	\$0	\$0	\$0	\$0
Project Management		\$135	\$117,247	\$143,780	\$27,570	\$0	\$0	\$0	\$0	\$0	\$0	\$0	\$0	\$0	\$0	\$0	\$0	\$0	\$0
Non-Cap Equipment		\$0	\$0	\$209,726	\$0	\$0	\$0	\$0	\$0	\$0	\$0	\$0	\$0	\$0	\$0	\$0	\$0	\$0	\$0
Total		\$135	\$863,599	\$1,858,831	\$440,621	-\$1,003	\$0	\$0	\$0	\$0	\$0	\$0	\$0	\$0	\$0	\$0	\$0	\$0	\$0
Project Budget	\$3,162,183																		
Less Other Funding	\$0																		
Net	\$3,162,183																		
Actual Measure AA Expenditures	\$3,162,183																		
Running Balance	\$0																		

AA 7100057																			
Real Property Acquisition (115)																			
Legal		\$0	\$0	\$0	\$0	\$0	\$0	\$0	\$0	\$659	\$0	\$0	\$0	\$0	\$0	\$0	\$0	\$0	\$0
Other Contract Services		\$0	\$39	\$7,000	\$0	\$15,800	\$0	\$0	\$0	\$0	\$0	\$0	\$0	\$0	\$0	\$0	\$0	\$0	\$0
Site Acquisition		\$1,739,979	\$4,001,204	\$9,022,207	\$0	\$0	\$0	\$5,013,226	\$4,821,600	\$0	\$0	\$0	\$0	\$0	\$0	\$0	\$0	\$0	\$0
Inspection & Testing		\$8,689	\$7,986	\$0	\$0	\$0	\$0	\$0	\$0	\$0	\$0	\$0	\$0	\$0	\$0	\$0	\$0	\$0	\$0
Project Management		\$0	\$0	\$0	\$0	\$0	\$0	\$0	\$0	\$0	\$0	\$0	\$0	\$0	\$0	\$0	\$0	\$0	\$0
Total		\$1,748,667	\$4,009,228	\$9,029,207	\$0	\$15,800	\$0	\$5,013,226	\$4,822,259	\$0	\$0	\$0	\$0	\$0	\$0	\$0	\$0	\$0	\$0
Project Budget	\$24,638,386																		
Less Other Funding	\$0																		
Net	\$24,638,386																		
Actual Measure AA Expenditures	\$24,638,386																		
Running Balance	\$0																		

Projects	Budget	09/10 Final	10/11 Final	11/12 Final	12/13 Final	13/14 Final	14/15 Final	15/16 Final	16/17 Final	17/18 Final	18/19 Final	19/20 Final	20/21 Final	21/22 Final	22/23 Final	23/24 Final	24/25 Final	25/26 (9 Mos)	Combined Totals
AA 7100058, 7100151, 7100156, 7100059																			
Roadways, Walkways, Grounds, Parking Lots, and Garages (116)																			
Supplies	\$0	\$0	\$0	\$0	\$0	\$4,616	\$0	\$0	\$0	\$0	\$0	\$0	\$0	\$0	\$0	\$0	\$0	\$0	\$4,616
Legal	\$0	\$0	\$0	\$125	\$0	\$0	\$0	\$0	\$0	\$0	\$0	\$0	\$0	\$0	\$0	\$0	\$0	\$0	\$125
Consultants	\$0	\$0	\$0	\$48,090	\$5,018	\$0	\$0	\$0	\$0	\$0	\$0	\$0	\$0	\$0	\$0	\$0	\$0	\$0	\$53,108
Other Contract Services	\$218	\$770	\$122	\$25,249	\$0	\$0	\$0	\$0	\$0	\$0	\$0	\$0	\$0	\$0	\$0	\$0	\$0	\$0	\$26,358
Building & Additions	\$185,345	\$6,731	\$113,784	\$321,603	\$975,401	\$0	\$0	\$0	\$0	\$0	\$0	\$0	\$0	\$0	\$0	\$0	\$0	\$0	\$1,602,864
Architect	\$0	\$0	\$0	\$103,569	\$19,225	\$1,240	\$0	\$0	\$0	\$0	\$0	\$0	\$0	\$0	\$0	\$0	\$0	\$0	\$124,035
Engineering	\$0	\$0	\$0	\$1,095	\$1,445	\$0	\$0	\$0	\$0	\$0	\$0	\$0	\$0	\$0	\$0	\$0	\$0	\$0	\$2,540
Inspection & Testing	\$13,380	\$7,865	\$13,553	\$20,126	\$42,865	\$0	\$0	\$0	\$0	\$0	\$0	\$0	\$0	\$0	\$0	\$0	\$0	\$0	\$97,787
Project Management	\$24,404	\$12,439	\$21,945	\$54,095	\$104,943	\$1,411	\$0	\$0	\$0	\$0	\$0	\$0	\$0	\$0	\$0	\$0	\$0	\$0	\$219,237
Total	\$223,347	\$27,804	\$149,403	\$573,951	\$1,153,512	\$2,652	\$0	\$0	\$0	\$0	\$0	\$0	\$0	\$0	\$0	\$0	\$0	\$0	\$2,130,670
Project Budget	\$7,022,417																		
Less Other Funding	\$4,891,747																		
Net	\$2,130,670																		
Actual Measure AA Expenditures	\$2,130,670																		
Running Balance	\$0																		
* Other Funding Source:																			
1) Measure S: \$3,891,747																			
2) Measure V: \$1,000,000 allocated																			

AA 7100069																			
Infrastructure & Technology - Technology (117)																			
Software	\$0	\$0	\$0	\$0	\$0	\$218	\$0	\$0	\$0	\$0	\$0	\$0	\$0	\$0	\$0	\$0	\$0	\$0	\$218
Supplies	\$0	\$0	\$13,646	\$7,587	\$0	\$16,966	\$0	\$0	\$0	\$0	\$0	\$0	\$0	\$0	\$0	\$0	\$0	\$0	\$38,200
Maintenance Contract	\$0	\$9,472	\$46,300	\$210,581	\$18,944	\$42,415	\$9,472	\$0	\$0	\$0	\$0	\$0	\$0	\$0	\$0	\$0	\$0	\$0	\$337,156
Other Contract Services	\$0	\$0	\$0	\$0	\$0	\$49,589	\$0	\$0	\$0	\$0	\$0	\$0	\$0	\$0	\$0	\$0	\$0	\$0	\$49,589
Building & Additions	\$0	\$0	\$0	\$0	\$0	\$0	\$0	\$0	\$0	\$0	\$0	\$0	\$0	\$0	\$0	\$0	\$0	\$0	\$0
Project Management	\$0	\$0	\$0	\$0	\$0	\$0	\$0	\$0	\$0	\$0	\$0	\$0	\$0	\$0	\$0	\$0	\$0	\$0	\$0
Cap Equipment	\$0	\$207,423	\$33,063	\$576,294	\$0	\$1,145,668	\$0	\$0	\$0	\$0	\$0	\$0	\$0	\$0	\$0	\$0	\$0	\$0	\$1,962,449
Non-Cap Equipment	\$0	\$0	\$42,827	\$500	\$0	\$3,447	\$0	\$0	\$0	\$0	\$0	\$0	\$0	\$0	\$0	\$0	\$0	\$0	\$46,775
Total	\$0	\$216,896	\$135,838	\$794,963	\$18,944	\$1,258,304	\$9,472	\$0	\$0	\$0	\$0	\$0	\$0	\$0	\$0	\$0	\$0	\$0	\$2,434,417
Project Budget	\$2,434,417																		
Less Other Funding	\$0																		
Net	\$2,434,417																		
Actual Measure AA Expenditures	\$2,434,417																		
Running Balance	\$0																		

AA 7100150																			
Infrastructure & Technology - Utility (118)																			
Software License	\$0	\$12,000	\$0	\$0	\$0	\$0	\$0	\$0	\$0	\$0	\$0	\$0	\$0	\$0	\$0	\$0	\$0	\$0	\$12,000
Legal	\$0	\$0	\$0	\$0	\$0	\$0	\$0	\$0	\$0	\$0	\$0	\$0	\$0	\$0	\$0	\$0	\$0	\$0	\$0
Building & Additions	\$0	\$0	\$0	\$0	\$0	\$0	\$0	\$0	\$0	\$0	\$0	\$0	\$0	\$0	\$0	\$0	\$0	\$0	\$0
Architect	\$0	\$0	\$0	\$0	\$0	\$0	\$0	\$0	\$0	\$0	\$0	\$0	\$0	\$0	\$0	\$0	\$0	\$0	\$0
Inspection & Testing	\$0	\$4,979	\$0	\$0	\$0	\$0	\$0	\$0	\$0	\$0	\$0	\$0	\$0	\$0	\$0	\$0	\$0	\$0	\$4,979
Project Management	\$0	\$3,240	\$0	\$0	\$0	\$0	\$0	\$0	\$0	\$0	\$0	\$0	\$0	\$0	\$0	\$0	\$0	\$0	\$3,240
Cap Equipment	\$0	\$0	\$7,534	\$0	\$0	\$0	\$0	\$0	\$0	\$0	\$0	\$0	\$0	\$0	\$0	\$0	\$0	\$0	\$7,534
Non-Cap Equipment	\$0	\$0	\$0	\$0	\$0	\$0	\$0	\$0	\$0	\$0	\$0	\$0	\$0	\$0	\$0	\$0	\$0	\$0	\$0
Total	\$0	\$20,219	\$7,534	\$0	\$0	\$0	\$0	\$0	\$0	\$0	\$0	\$0	\$0	\$0	\$0	\$0	\$0	\$0	\$27,753
Project Budget	\$27,753																		
Less Other Funding	\$0																		
Net	\$27,753																		
Actual Measure AA Expenditures	\$27,753																		
Running Balance	\$0																		

Projects	Budget	09/10 Final	10/11 Final	11/12 Final	12/13 Final	13/14 Final	14/15 Final	15/16 Final	16/17 Final	17/18 Final	18/19 Final	19/20 Final	20/21 Final	21/22 Final	22/23 Final	23/24 Final	24/25 Final	25/26 (9 Mos)	Combined Totals
AA 7100153																			
Emergency Lighting, Fire Alarm, and Security System (119)																			
Supplies	\$0	\$0	\$0	\$0	\$0	\$2,348	\$0	\$0	\$2,671	\$0	\$0	\$0	\$0	\$0	\$0	\$0	\$0	\$0	\$5,020
Consultants/Legal	\$0	\$0	\$0	\$0	\$0	\$0	\$16	\$0	\$0	\$0	\$442	\$0	\$0	\$0	\$0	\$0	\$0	\$0	\$458
Telecom Fee	\$0	\$0	\$0	\$0	\$0	\$800	\$0	\$0	\$0	\$0	\$0	\$0	\$0	\$0	\$0	\$0	\$0	\$0	\$800
Maintenance Contract	\$0	\$0	\$648	\$0	\$39,700	\$0	\$2,700	\$0	\$0	\$0	\$0	\$0	\$0	\$0	\$0	\$0	\$0	\$0	\$43,048
Software Support	\$0	\$0	\$24,765	\$0	\$106,367	\$0	\$2,232	\$0	\$0	\$0	\$0	\$0	\$0	\$0	\$0	\$0	\$0	\$0	\$133,365
Other Contract Services	\$0	\$0	\$0	\$0	\$47,695	\$0	\$4,643	\$1,560	\$0	\$0	\$0	\$0	\$0	\$0	\$0	\$0	\$0	\$0	\$53,897
Building & Additions	\$0	\$0	\$0	\$0	\$110	\$2,648,866	\$4,129,145	\$1,308,230	\$763,170	\$26,375	\$79,172	\$0	\$0	\$0	\$0	\$0	\$0	\$0	\$8,955,068
Architect	\$0	\$0	\$0	\$0	\$0	\$18,925	\$0	\$0	\$5,047	\$0	\$0	\$0	\$0	\$0	\$0	\$0	\$0	\$0	\$23,972
Engineering	\$0	\$0	\$0	\$0	\$211,030	\$389,013	\$156,247	\$255,798	\$358,560	\$114,585	\$0	\$0	\$0	\$0	\$0	\$0	\$0	\$0	\$1,485,233
Inspection & Testing	\$0	\$0	\$0	\$0	\$0	\$0	\$58,831	\$4,800	\$0	\$0	\$0	\$0	\$0	\$0	\$0	\$0	\$0	\$0	\$63,631
Project Management	\$0	\$0	\$0	\$0	\$51,008	\$52,044	\$79,295	\$16,500	\$49,738	\$240	\$0	\$0	\$0	\$0	\$0	\$0	\$0	\$0	\$248,814
Cap Equipment	\$0	\$0	\$0	\$0	\$89,415	\$0	\$5,671	\$0	\$0	\$0	\$0	\$0	\$0	\$0	\$0	\$0	\$0	\$0	\$95,286
Non-Cap Equipment	\$0	\$0	\$6,087	\$0	\$392,586	\$8,348	\$0	\$0	\$0	\$0	\$0	\$0	\$0	\$0	\$0	\$0	\$0	\$0	\$407,022
Total	\$11,515,614	\$0	\$0	\$31,500	\$0	\$940,259	\$3,118,012	\$4,438,953	\$1,589,560	\$1,176,515	\$141,642	\$79,172	\$0	\$0	\$0	\$0	\$0	\$0	\$11,515,614
Project Budget	\$11,515,614																		
Less Other Funding	\$0																		
Net	\$11,515,614																		
Actual Measure AA Expenditures	\$11,515,614																		
Running Balance	\$0																		

AA 7100142																			
Student Services (120)																			
Supplies	\$0	\$0	\$0	\$0	\$0	\$0	\$0	\$0	\$0	\$0	\$0	\$0	\$0	\$0	\$0	\$0	\$0	\$0	\$0
Consultants	\$0	\$0	\$0	\$0	\$0	\$0	\$0	\$0	\$0	\$0	\$0	\$0	\$0	\$0	\$0	\$0	\$0	\$0	\$0
Telecom Fee	\$0	\$0	\$0	\$0	\$0	\$0	\$0	\$0	\$0	\$0	\$0	\$0	\$0	\$0	\$0	\$0	\$0	\$0	\$0
Maintenance Contract	\$0	\$0	\$0	\$0	\$0	\$0	\$0	\$0	\$0	\$0	\$0	\$0	\$0	\$0	\$0	\$0	\$0	\$0	\$0
Software Support	\$0	\$0	\$0	\$0	\$0	\$0	\$0	\$0	\$0	\$0	\$0	\$0	\$0	\$0	\$0	\$0	\$0	\$0	\$0
Other Contract Services	\$0	\$0	\$0	\$0	\$0	\$0	\$0	\$0	\$0	\$0	\$0	\$0	\$0	\$0	\$0	\$0	\$0	\$0	\$0
Building & Additions	\$0	\$0	\$0	\$0	\$0	\$0	\$0	\$0	\$3,165,626	\$3,704,864	\$0	\$0	\$0	\$0	\$0	\$0	\$0	\$0	\$6,870,490
Architect	\$0	\$0	\$0	\$0	\$0	\$0	\$0	\$0	\$0	\$0	\$0	\$0	\$0	\$0	\$0	\$0	\$0	\$0	\$0
Engineering	\$0	\$0	\$0	\$0	\$0	\$0	\$0	\$0	\$0	\$0	\$0	\$0	\$0	\$0	\$0	\$0	\$0	\$0	\$0
Inspection & Testing	\$0	\$0	\$0	\$0	\$0	\$0	\$0	\$0	\$0	\$0	\$0	\$0	\$0	\$0	\$0	\$0	\$0	\$0	\$0
Project Management	\$0	\$0	\$0	\$0	\$0	\$0	\$0	\$0	\$0	\$0	\$0	\$0	\$0	\$0	\$0	\$0	\$0	\$0	\$0
Cap Equipment	\$0	\$0	\$0	\$0	\$0	\$0	\$0	\$0	\$0	\$0	\$0	\$0	\$0	\$0	\$0	\$0	\$0	\$0	\$0
Non-Cap Equipment	\$0	\$0	\$0	\$0	\$0	\$0	\$0	\$0	\$0	\$0	\$0	\$0	\$0	\$0	\$0	\$0	\$0	\$0	\$0
Total	\$6,870,490	\$0	\$0	\$0	\$0	\$0	\$0	\$0	\$3,165,626	\$3,704,864	\$0	\$0	\$0	\$0	\$0	\$0	\$0	\$0	\$6,870,490
Project Budget	\$6,870,490																		
Less Other Funding	\$0																		
Net	\$6,870,490																		
Actual Measure AA Expenditures	\$6,870,490																		
Running Balance	\$0																		

*** Other Funding Source:**
 1) State of California \$1,321,000 received
 2) Measure U \$21,131,135, Measure S \$45,595,322, Measure V \$33,624,909 allocated
 3) Measure U, S & AA interests \$21,681,308 allocated

Cost of Issuance (121)																			
Cost of Issuance	\$0	\$0	\$0	\$0	\$0	\$285,000	\$0	\$213,026	\$0	\$0	\$0	\$0	\$0	\$0	\$0	\$0	\$0	\$0	\$498,026
Total	\$498,026	\$0	\$0	\$0	\$0	\$285,000	\$0	\$213,026	\$0	\$0	\$0	\$0	\$0	\$0	\$0	\$0	\$0	\$0	\$498,026
Project Budget	\$498,026																		
Less Other Funding	\$0																		
Net	\$498,026																		
Actual Measure AA Expenditures	\$498,026																		
Running Balance	\$0																		

Grand Total	\$4,900,734	\$10,935,584	\$17,864,407	\$13,113,759	\$30,388,248	\$39,049,510	\$60,741,756	\$57,313,878	\$52,193,046	\$4,326,286	\$908,418	\$126,029	\$440,877	-\$1,132,109	\$43,258	\$817,776	\$589,886	\$292,621,343
--------------------	--------------------	---------------------	---------------------	---------------------	---------------------	---------------------	---------------------	---------------------	---------------------	--------------------	------------------	------------------	------------------	---------------------	-----------------	------------------	------------------	----------------------

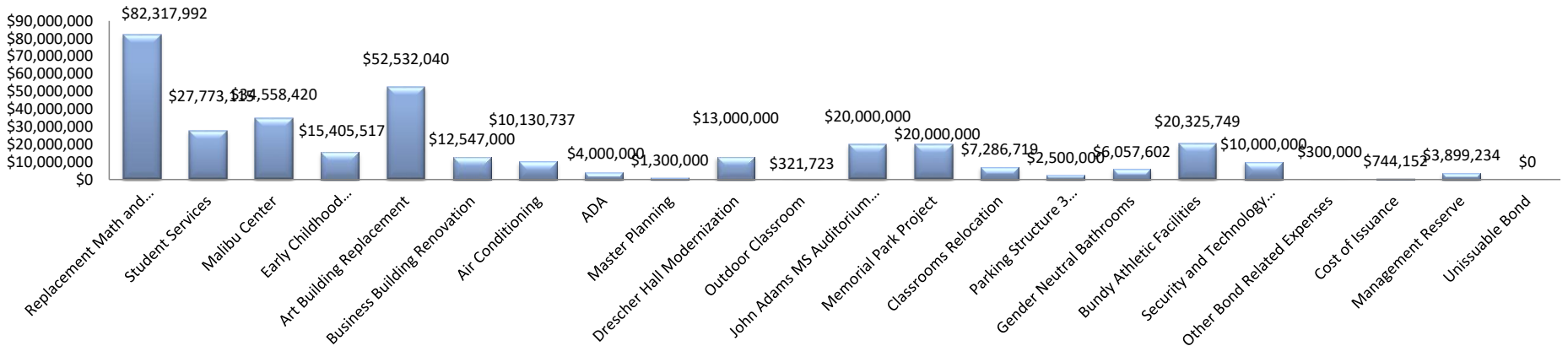
Measure AA Interest	18/19 Final
Parking Garage and Grounds - Student Services (9)	
Site Improvement	\$0
Building & Additions	\$5,192,948
Architect	\$0
Engineering	\$0
Inspection & Testing	\$0
Project Management	\$0
Total	\$5,192,948
Project Budget	\$5,192,948
Actual Measure AA Interest Expenditures	\$5,192,948
Running Balance	\$0

Measure V Bond Budget

As of March 31, 2026

	Project Name	Completion	Project Budget	Measure V Allocation	Other Funding	Measure V Expenditures as of 3/31/26	Measure V Expenditures as of 12/31/25	Measure V Expenditures Last Period	Total Measure V Remaining
101	Replacement Math and Science Extension Building	Completed	\$124,245,512	\$82,317,992	\$41,927,520	\$70,124,385	\$68,685,201	\$1,439,184	\$12,193,607
102	Student Services	Completed	\$124,372,370	\$27,773,115	\$96,599,255	\$25,273,457	\$25,273,457	\$0	\$2,499,658
103	Malibu Center	Completed	\$61,985,779	\$34,558,420	\$27,427,359	\$29,146,109	\$29,111,565	\$34,544	\$5,412,311
104	Early Childhood Development/Childcare	Completed	\$30,925,771	\$15,405,517	\$15,520,254	\$13,230,128	\$13,230,128	\$0	\$2,175,389
105	Art Building Replacement	December 2026	\$63,433,040	\$52,532,040	\$10,901,000	\$31,781,671	\$28,059,282	\$3,722,389	\$20,750,369
106	Business Building Renovation	On-Going	\$25,017,000	\$12,547,000	\$12,470,000	\$3,400	\$3,400	\$0	\$12,543,600
107	Air Conditioning	Completed	\$10,130,737	\$10,130,737	\$0	\$10,130,737	\$10,130,737	\$0	\$0
108	ADA	On-Going	\$4,000,000	\$4,000,000	\$0	\$0	\$0	\$0	\$4,000,000
109	Master Planning	December 2026	\$1,300,000	\$1,300,000	\$0	\$1,199,683	\$1,134,278	\$65,405	\$100,317
110	Drescher Hall Modernization	On-Going	\$13,005,082	\$13,000,000	\$5,082	\$4,962	\$4,962	\$0	\$12,995,038
111	Outdoor Classroom	Completed	\$321,723	\$321,723	\$0	\$321,723	\$321,723	\$0	\$0
112	John Adams MS Auditorium (SMMUSD)	Completed	\$20,000,000	\$20,000,000	\$0	\$20,000,000	\$20,000,000	\$0	\$0
113	Memorial Park Project	On-Going	\$20,000,000	\$20,000,000	\$0	\$470,987	\$367,899	\$103,088	\$19,529,013
114	Classrooms Relocation	Completed	\$7,286,719	\$7,286,719	\$0	\$7,286,719	\$7,286,719	\$0	\$0
124	Parking Structure 3 Improvement Project	June 2026	\$2,500,000	\$2,500,000	\$0	\$1,958,467	\$1,940,735	\$17,732	\$541,533
125	Gender Neutral Bathrooms	December 2026	\$6,057,602	\$6,057,602	\$0	\$2,008,975	\$1,148,559	\$860,416	\$4,048,627
126	Bundy Athletic Facilities	June 2027	\$20,325,749	\$20,325,749	\$0	\$4,680,475	\$3,770,051	\$910,424	\$15,645,274
127	Security and Technology Upgrade Projects	June 2027	\$10,000,000	\$10,000,000	\$0	\$0	\$0	\$0	\$10,000,000
120	Other Bond Related Expenses	On-Going	\$300,000	\$300,000	\$0	\$244,554	\$244,554	\$0	\$55,446
121	Cost of Issuance	On-Going	\$744,152	\$744,152	\$0	\$744,152	\$744,152	\$0	\$0
122	Management Reserve	On-Going	\$11,088,996	\$3,899,234	\$0	\$0	\$0	\$0	\$3,899,234
123	Unissuable Bond	On-Going	\$0	\$0	\$0	\$0	\$0	\$0	\$0
Project Totals			\$557,040,232	\$345,000,000	\$204,850,470	\$218,610,584	\$211,457,402	\$7,153,182	\$126,389,416

Measure V Allocation



SANTA MONICA COMMUNITY COLLEGE DISTRICT
Measure V Bond Budget History
as of March 31, 2026

MEASURE V

	Project Name	Completion	Preliminary Measure V Budget	Measure V Budget as of 12/31/2025	Measure V Budget as of 3/31/2026	Variance	Measure V Remaining as of 3/31/2026
101	Replacement Math and Science Extension Building	Completed	\$82,317,992	\$82,317,992	\$82,317,992	\$0	\$12,193,607
102	Student Services	Completed	\$21,130,252	\$27,773,115	\$27,773,115	\$0	\$2,499,658
103	Malibu Center	Completed	\$25,000,000	\$34,558,420	\$34,558,420	\$0	\$5,412,311
104	Early Childhood Development/Childcare	Completed	\$15,405,517	\$15,405,517	\$15,405,517	\$0	\$2,175,389
105	Art Building Replacement	December 2026	\$24,000,000	\$52,532,040	\$52,532,040	\$0	\$20,750,369
106	Business Building Renovation	On-Going	\$12,547,000	\$12,547,000	\$12,547,000	\$0	\$12,543,600
107	Air Conditioning	Completed	\$10,777,654	\$10,130,737	\$10,130,737	\$0	\$0
108	ADA	On-Going	\$4,000,000	\$4,000,000	\$4,000,000	\$0	\$4,000,000
109	Master Planning	December 2026	\$450,000	\$1,300,000	\$1,300,000	\$0	\$100,317
110	Drescher Hall Modernization	On-Going	\$13,000,000	\$13,000,000	\$13,000,000	\$0	\$12,995,038
111	Outdoor Classroom	Completed	\$10,000,000	\$321,723	\$321,723	\$0	\$0
112	John Adams MS Auditorium (SMMUSD)	Completed	\$20,000,000	\$20,000,000	\$20,000,000	\$0	\$0
113	Memorial Park Project	On-Going	\$20,000,000	\$20,000,000	\$20,000,000	\$0	\$19,529,013
114	Classrooms Relocation	Completed	\$0	\$7,286,719	\$7,286,719	\$0	\$0
124	Parking Structure 3 Improvement Project	June 2026	\$0	\$2,500,000	\$2,500,000	\$0	\$541,533
125	Gender Neutral Bathrooms	December 2026	\$0	\$6,057,602	\$6,057,602	\$0	\$4,048,627
126	Bundy Athletic Facilities	June 2027	\$0	\$20,325,749	\$20,325,749	\$0	\$15,645,274
127	Security and Technology Upgrade Project	June 2027	\$0	\$0	\$10,000,000	\$10,000,000	\$10,000,000
115	TBD	On-Going	\$57,271,585	\$0	\$0	\$0	\$0
120	Other Bond Related Expenses	On-Going	\$300,000	\$300,000	\$300,000	\$0	\$55,446
121	Cost of Issuance	Completed	\$800,000	\$744,152	\$744,152	\$0	\$0
122	Management Reserve	On-Going	\$28,000,000	\$13,899,234	\$3,899,234	-\$10,000,000	\$3,899,234
123	Unissuable Bond	On-Going	\$0	\$0	\$0	\$0	\$0
	Project Totals		\$345,000,000	\$345,000,000	\$345,000,000	\$0	\$126,389,416

SANTA MONICA COMMUNITY COLLEGE DISTRICT
 MEASURE V EXPENDITURES - FUND 42.5
 as of March 31, 2026

MEASURE V

Projects	Budget	17/18 Final	18/19 Final	19/20 Final	20/21 Final	21/22 Final	22/23 Final	23/24 Final	24/25 Final	25/26 (9 mos)	Combined Totals
V 7100090											
Replacement Math and Science Extension Building (101)											
Supplies		\$0	\$0	\$0	\$0	\$0	\$0	\$45,668	\$352,920	\$15,967	\$414,555
Maintenance Contracts						\$0	\$0	\$0	\$6,694	\$26,224	\$32,917
Legal		\$0	\$0	\$0	\$0	\$0	\$2,101	\$0	\$72,294	\$132,592	\$206,988
Software Support		\$0	\$0	\$0	\$0	\$0	\$0	\$15,799	\$41,067	\$39,473	\$96,339
Other Contract Services		\$0	\$0	\$0	\$0	\$0	\$0	\$0	\$15,464	\$4,380	\$19,844
Moving Services		\$0	\$0	\$67,242	\$0	\$0	\$0	\$32,900	\$13,419	\$0	\$113,561
Building & Additions		\$675	\$12,987	\$2,633	\$3,697,529	\$13,243,628	\$21,826,672	\$7,685,475	\$3,891,410	\$1,269,111	\$51,630,120
Architect		\$2,047,911	\$14,446	\$229,267	\$653,770	\$552,565	\$688,244	\$410,466	\$531,860	\$51,341	\$5,179,871
Engineering		\$0	\$0	\$19,622	\$6,966	\$10,940	\$0	\$25,926	\$10,465	\$7,000	\$80,920
Inspection & Testing		\$30,804	\$44,077	\$60,666	\$225,542	\$919,688	\$632,956	\$510,761	\$280,603	\$0	\$2,705,096
Project Management		\$130,874	\$617,805	\$347,350	\$474,483	\$866,097	\$503,615	\$747,805	\$689,432	\$115,376	\$4,492,836
Cap Equipment		\$0	\$0	\$0	\$0	\$0	\$0	\$774,548	\$454,301	\$145,307	\$1,374,155
Non-Cap Equipment		\$0	\$0	\$0	\$0	\$0	\$90,431	\$1,914,731	\$1,585,309	\$186,711	\$3,777,182
Total		\$2,210,264	\$689,315	\$726,781	\$5,058,290	\$15,592,919	\$23,744,019	\$12,164,078	\$7,945,238	\$1,993,482	\$70,124,385
Project Budget	\$124,245,512	Received									
Less Other Funding	\$41,927,520	\$41,927,520	* Other Funding Source:								
Net	\$82,317,992	1) Measure U - \$308,336 2) Measure AA - \$2,004,184									
Actual Measure V Expenditures	\$70,124,385	3) State of California \$39,615,000									
Running Balance	\$12,193,607										

V 7100142											
Student Services Building (102)											
Supplies		\$0	\$71,445	\$38,162	\$0	\$0	\$0	\$0	\$0	\$0	\$109,607
Other Contract Services		\$0	\$0	\$59,784	\$6,935	\$0	\$0	\$0	\$0	\$0	\$66,719
Consultants		\$0	\$0	\$687	\$0	\$0	\$0	\$0	\$0	\$0	\$687
Software Support		\$0	\$189,120	\$0	\$0	\$0	\$0	\$0	\$0	\$0	\$189,120
Moving Services		\$0	\$55,062	\$9,056	\$0	\$0	\$0	\$0	\$0	\$0	\$64,118
Building & Additions		\$0	\$12,355,060	\$4,201,966	\$355,441	\$0	\$75,811	\$469,935	\$0	\$0	\$17,458,214
Architect		\$0	\$419,829	\$530,797	\$186,296	\$27,836	\$13,527	\$6,640	\$0	\$0	\$1,184,924
Engineering		\$0	\$140,458	\$67,481	\$0	\$0	\$0	\$0	\$0	\$0	\$207,939
Inspection & Testing		\$55,202	\$296,732	\$131,128	\$21,146	\$0	\$26,636	\$50,663	\$0	\$0	\$581,507
Project Management		\$0	\$900,333	\$219,425	\$85,310	\$13,020	\$0	\$21,706	\$342	\$0	\$1,240,135
Cap Equipment		\$0	\$1,565,928	\$90,915	\$0	\$0	\$0	\$0	\$0	\$0	\$1,656,844
Non-Cap Equipment		\$0	\$2,279,541	\$196,313	\$37,790	\$0	\$0	\$0	\$0	\$0	\$2,513,644
Total		\$55,202	\$18,273,508	\$5,545,714	\$692,918	\$40,856	\$115,974	\$548,944	\$342	\$0	\$25,273,457
Project Budget	\$124,372,370	Received									
Less Other Funding	\$96,599,255	\$96,599,255	* Other Funding Source:								
Net	\$27,773,115	1) State of California \$1,321,000 received									
Actual Measure V Expenditures	\$25,273,457	2) Measure U \$21,131,135 3) Measure S 45,595,322,									
Running Balance	\$2,499,658	4) Measure AA \$6,870,490 allocated									
		5) Measure U, S & AA interests \$21,681,308 allocated									

SANTA MONICA COMMUNITY COLLEGE DISTRICT
 MEASURE V EXPENDITURES - FUND 42.5
 as of March 31, 2026

MEASURE V

Projects	Budget	17/18 Final	18/19 Final	19/20 Final	20/21 Final	21/22 Final	22/23 Final	23/24 Final	24/25 Final	25/26 (9 mos)	Combined Totals
V 710015											
Malibu Site Acquisition and Center (103)											
Supplies		\$0	\$0	\$0	\$0	\$0	\$11,134	\$1,970	\$0	\$0	\$13,104
Maintenance Contract		\$0	\$0	\$0	\$0	\$0	\$0	\$882	\$0	\$0	\$882
Software Support		\$0	\$0	\$0	\$0	\$0	\$8,281	\$8,927	\$0	\$0	\$17,207
Legal		\$0	\$0	\$0	\$0	\$0	\$181,450	\$114,381	\$56,132	\$44,858	\$396,821
Other Contract Services		\$0	\$0	\$2,713	\$38,163	\$0	\$136,245	\$6,123	\$739	\$0	\$183,983
Consultants		\$0	\$0	\$0	\$0	\$0	\$51,422	\$75,130	\$24,642	\$16,943	\$168,136
Moving Services		\$0	\$0	\$0	\$0	\$0	\$23,871	\$0	\$0	\$0	\$23,871
Building & Additions		\$0	\$0	\$2,642,861	\$3,292,435	\$8,734,478	\$7,418,550	\$1,277,493	\$12,389	\$32,562	\$23,410,768
Architect		\$0	\$0	\$0	\$155,448	\$493,355	\$262,129	\$182,997	\$0	\$0	\$1,093,929
Engineering		\$0	\$0	\$8,482	\$0	\$15,268	\$8,641	\$0	\$0	\$0	\$32,392
Inspection & Testing		\$0	\$0	\$51,754	\$633,723	\$511,002	\$159,283	\$8,111	\$0	\$0	\$1,363,872
Project Management		\$0	\$0	\$49,588	\$581,175	\$626,405	\$406,040	\$93,407	\$2,213	\$2,975	\$1,761,802
Cap Equipment		\$0	\$0	\$0	\$0	\$0	\$60,513	\$12,953	\$31,079	\$0	\$104,545
Non-Cap Equipment		\$0	\$0	\$0	\$0	\$12,015	\$535,594	\$27,190	\$0	\$0	\$574,799
Total		\$0	\$0	\$2,755,398	\$4,700,943	\$10,392,522	\$9,263,151	\$1,809,563	\$127,194	\$97,338	\$29,146,109
Project Budget	\$61,985,779										
Less Other Funding	\$27,427,359										
Net	\$34,558,420										
Actual Measure V Expenditures	\$29,146,109										
Running Balance	\$5,412,311										
* Other Funding Source:											
1) Measure S \$25,132,568											
2) Interest Allocated \$2,294,791											

V 7100104											
Early Childhood Development/Childcare (104)											
Supplies		\$0	\$0	\$35,150	\$5,332	-\$500	-\$96	\$96	\$0	\$0	\$39,982
Other Contract Services		\$0	\$0	\$35,344	\$15,128	\$0	\$0	-\$3,744	\$0	\$0	\$46,728
Consultants		\$0	\$0	\$16	\$0	\$0	\$0	\$0	\$0	\$0	\$16
Software Support		\$0	\$0	\$6,158	\$0	\$5,677	\$5,677	\$1,656	\$1,656	\$0	\$20,825
Legal		\$0	\$0	\$96	\$0	\$0	\$0	\$0	\$0	\$0	\$96
Building & Additions		\$0	\$0	\$8,879,770	\$1,603,432	\$0	\$73,242	\$64,346	\$37,623	\$0	\$10,658,413
Architect		\$0	\$0	\$262,660	\$275,924	\$105,158	\$27,846	\$17,751	\$0	\$0	\$689,339
Engineering		\$0	\$0	\$19,448	\$0	\$15,550	\$3,149	\$750	\$0	\$0	\$38,896
Inspection & Testing		\$0	\$0	\$349,661	\$135,767	\$3,700	\$13,249	\$3,290	\$3,600	\$0	\$509,267
Project Management		\$0	\$0	\$384,279	\$375,643	\$2,144	\$0	\$0	\$0	\$0	\$762,066
Cap Equipment		\$0	\$0	\$32,448	\$0	\$0	\$0	\$0	\$0	\$0	\$32,448
Non-Cap Equipment		\$0	\$0	\$328,242	\$92,913	\$0	\$0	\$10,897	\$0	\$0	\$432,052
Total		\$0	\$0	\$10,333,272	\$2,504,139	\$131,730	\$123,066	\$95,042	\$42,879	\$0	\$13,230,128
Project Budget	\$30,925,771	<i>Received</i>									
Less Other Funding	\$15,520,254	\$15,520,254									
Net	\$15,405,517										
Actual Measure V Expenditures	\$13,230,128										
Running Balance	\$2,175,389										
* Other Funding Source:											
1) City of Santa Monica \$6,661,598 committed											
2) Measure S \$8,858,656 allocated											

SANTA MONICA COMMUNITY COLLEGE DISTRICT
 MEASURE V EXPENDITURES - FUND 42.5
 as of March 31, 2026

MEASURE V

Projects	Budget	17/18 Final	18/19 Final	19/20 Final	20/21 Final	21/22 Final	22/23 Final	23/24 Final	24/25 Final	25/26 (9 mos)	Combined Totals
<i>V 7100240</i>											
Art Complex (105)											
Supplies										\$3,351	\$3,351
Legal		\$0	\$0	\$14,811	\$0	\$0	\$11,547	\$0	\$0	\$0	\$26,359
Other Contract Services		\$0	\$0	\$0	\$0	\$0	\$0	\$1,213	\$0	\$0	\$1,213
Consultants		\$0	\$0	\$20,991	\$40,710	\$1,344	\$0	\$0	\$0	\$0	\$63,045
Moving Services		\$0	\$0	\$0	\$0	\$0	\$0	\$0	\$0	\$0	\$0
Building & Additions		\$184	\$407,369	\$3,040	\$0	\$1,791	\$108,857	\$6,498,430	\$12,431,775	\$7,317,108	\$26,768,554
Architect		\$0	\$0	\$39,542	\$569,178	\$28,572	\$85,055	\$74,971	\$120,162	\$74,343	\$991,823
Engineering		\$0	\$0	\$0	\$0	\$40,750	\$0	\$13,630	\$10,903	\$34,703	\$99,985
Inspection & Testing		\$0	\$35,495	\$25,052	\$43,653	\$45,227	\$12,852	\$474,345	\$667,484	\$347,251	\$1,651,359
Project Management		\$0	\$1,600	\$85,708	\$85,978	\$184,706	\$117,875	\$424,477	\$702,875	\$561,056	\$2,164,274
Cap Equipment		\$0	\$0	\$0	\$0	\$0	\$0	\$0	\$0	\$11,709	\$11,709
Non-Cap Equipment		\$0	\$0	\$0	\$0	\$0	\$0	\$0	\$0	\$0	\$0
Total		\$184	\$444,464	\$189,143	\$739,518	\$302,390	\$336,186	\$7,487,066	\$13,933,198	\$8,349,521	\$31,781,671
Project Budget	\$63,433,040	<i>Received</i>									
Less Other Funding	\$10,901,000	\$8,039,870	* Other Funding Source:								
Net	\$52,532,040	1) State of California \$10,901,000 allocated									
Actual Measure V Expenditures	\$31,781,671										
Running Balance	\$20,750,369										
<i>V 7100243</i>											
Business Building Replacement (106)											
Legal		\$0	\$0	\$0	\$0	\$0	\$0	\$0	\$0	\$0	\$0
Other Contract Services		\$0	\$0	\$0	\$0	\$0	\$0	\$0	\$0	\$0	\$0
Consultants		\$0	\$0	\$0	\$0	\$0	\$0	\$0	\$0	\$0	\$0
Moving Services		\$0	\$0	\$0	\$0	\$0	\$0	\$0	\$0	\$0	\$0
Building & Additions		\$0	\$0	\$0	\$0	\$0	\$0	\$0	\$0	\$0	\$0
Architect		\$0	\$0	\$0	\$0	\$0	\$0	\$0	\$0	\$0	\$0
Engineering		\$0	\$0	\$0	\$0	\$0	\$0	\$0	\$0	\$0	\$0
Inspection & Testing		\$0	\$0	\$0	\$0	\$0	\$0	\$0	\$0	\$0	\$0
Project Management		\$0	\$0	\$3,400	\$0	\$0	\$0	\$0	\$0	\$0	\$3,400
Cap Equipment		\$0	\$0	\$0	\$0	\$0	\$0	\$0	\$0	\$0	\$0
Non-Cap Equipment		\$0	\$0	\$0	\$0	\$0	\$0	\$0	\$0	\$0	\$0
Total		\$0	\$0	\$3,400	\$0	\$0	\$0	\$0	\$0	\$0	\$3,400
Project Budget	\$25,017,000	<i>Received</i>									
Less Other Funding	\$12,470,000	\$0	* Other Funding Source:								
Net	\$12,547,000	1. Measure V Interest - \$12,470,000 allocated									
Actual Measure V Expenditures	\$3,400										
Running Balance	\$12,543,600										

SANTA MONICA COMMUNITY COLLEGE DISTRICT
 MEASURE V EXPENDITURES - FUND 42.5
 as of March 31, 2026

MEASURE V

Projects	Budget	17/18 Final	18/19 Final	19/20 Final	20/21 Final	21/22 Final	22/23 Final	23/24 Final	24/25 Final	25/26 (9 mos)	Combined Totals
<i>V 7100188</i>											
Air Conditioning (107)											
Other Contract Services		\$0	\$0	\$0	\$0	\$0	\$0	\$0	\$0	\$0	\$0
Consultants		\$0	\$0	\$0	\$0	\$0	\$0	\$0	\$0	\$0	\$0
Building & Additions		\$0	\$0	\$2,451	\$7,537,201	\$733,457	\$0	\$0	\$0	\$0	\$8,273,110
Architect		\$0	\$79,000	\$0	\$0	\$39,872	\$3,280	\$0	\$0	\$0	\$122,152
Engineering		\$417,960	\$217,966	\$26,992	\$81,868	\$109,823	\$3,375	\$0	\$0	\$0	\$857,984
Inspection & Testing		\$0	\$54,810	\$776	\$253,936	\$125,639	\$0	\$0	\$0	\$0	\$435,160
Project Management		\$4,370	\$4,570	\$35,700	\$365,350	\$32,340	\$0	\$0	\$0	\$0	\$442,330
Total		\$422,330	\$356,346	\$65,919	\$8,238,355	\$1,041,132	\$6,655	\$0	\$0	\$0	\$10,130,737
Project Budget	\$10,130,737										
Less Other Funding	\$0										
Net	\$10,130,737										
Actual Measure V Expenditures	\$10,130,737										
Running Balance	\$0										

<i>V 7100004</i>											
Master Plan (109)											
Legal		\$0	\$0	\$0	\$0	\$0	\$0	\$0	\$57,853	\$24,277	\$82,130
Other Contract Services		\$0	\$0	\$0	\$0	\$0	\$0	\$0	\$0	\$0	\$0
Consultants		\$0	\$0	\$0	\$0	\$48,000	\$0	\$0	\$8,330	\$185,020	\$241,350
Advertising and Mailing		\$0	\$641	\$0	\$0	\$0	\$0	\$0	\$9,167	\$0	\$9,809
Architect		\$0	\$112,073	\$528,182	\$37,861	\$0	\$52,150	\$118,822	\$0	\$12,407	\$861,494
Engineering		\$0	\$0	\$0	\$0	\$0	\$0	\$0	\$0	\$0	\$0
Inspection & Testing		\$0	\$0	\$0	\$0	\$0	\$0	\$0	\$0	\$0	\$0
Project Management		\$0	\$3,800	\$1,100	\$0	\$0	\$0	\$0	\$0	\$0	\$4,900
Total		\$0	\$116,515	\$529,282	\$37,861	\$48,000	\$52,150	\$118,822	\$75,350	\$221,704	\$1,199,683
Project Budget	\$1,300,000										
Less Other Funding	\$0										
Net	\$1,300,000										
Actual Measure V Expenditures	\$1,199,683										
Running Balance	\$100,317										

<i>V 7100237</i>											
Outdoor Classroom (111)											
Other Contract Services		\$0	\$0	\$0	\$0	\$0	\$0	\$0	\$0	\$0	\$0
Building & Additions		\$0	\$0	\$0	\$0	\$0	\$0	\$0	\$0	\$0	\$0
Architect		\$100,000	\$102,023	\$102,495	\$0	\$0	\$0	\$0	\$0	\$0	\$304,518
Engineering		\$0	\$0	\$0	\$0	\$0	\$0	\$0	\$0	\$0	\$0
Inspection & Testing		\$0	\$0	\$0	\$0	\$0	\$0	\$0	\$0	\$0	\$0
Project Management		\$0	\$17,205	\$0	\$0	\$0	\$0	\$0	\$0	\$0	\$17,205
Total		\$100,000	\$119,228	\$102,495	\$0	\$0	\$0	\$0	\$0	\$0	\$321,723
Project Budget	\$321,723										
Less Other Funding	\$0										
Net	\$321,723										
Actual Measure V Expenditures	\$321,723										
Running Balance	\$0										

SANTA MONICA COMMUNITY COLLEGE DISTRICT
 MEASURE V EXPENDITURES - FUND 42.5
 as of March 31, 2026

MEASURE V

Projects	Budget	17/18 Final	18/19 Final	19/20 Final	20/21 Final	21/22 Final	22/23 Final	23/24 Final	24/25 Final	25/26 (9 mos)	Combined Totals
V 7100268											
Parking Structure 3 Imp Project (124)											
Supplies										\$386	\$386
Other Contract Services		\$0	\$0	\$0	\$0	\$0	\$0	\$0	\$0	\$0	\$0
Building & Additions		\$0	\$0	\$0	\$0	\$0	\$0	\$0	\$349,490	\$1,402,380	\$1,751,870
Architect		\$0	\$0	\$0	\$0	\$0	\$26,282	\$89,168	\$27,580	\$1,056	\$144,086
Engineering		\$0	\$0	\$0	\$0	\$0	\$0	\$0	\$0	\$0	\$0
Inspection & Testing		\$0	\$0	\$0	\$0	\$0	\$0	\$0	\$20,823	\$41,302	\$62,125
Project Management		\$0	\$0	\$0	\$0	\$0	\$0	\$0	\$0	\$0	\$0
Total		\$0	\$0	\$0	\$0	\$0	\$26,282	\$89,168	\$397,893	\$1,445,123	\$1,958,467
Project Budget	\$2,500,000										
Less Other Funding	\$0										
Net	\$2,500,000										
Actual Measure V Expenditures	\$1,958,467										
Running Balance	\$541,533										
V 7100270											
Gender Neutral Bathroom Project (125)											
Other Contract Services		\$0	\$0	\$0	\$0	\$0	\$0	\$0	\$0	\$0	\$0
Building & Additions		\$0	\$0	\$0	\$0	\$0	\$0	\$0	\$556,092	\$772,764	\$1,328,855
Architect		\$0	\$0	\$0	\$0	\$0	\$46,298	\$124,472	\$19,387	\$18,752	\$208,908
Engineering		\$0	\$0	\$0	\$0	\$0	\$0	\$0	\$0	\$0	\$0
Inspection & Testing		\$0	\$0	\$0	\$0	\$0	\$13,490	\$19,841	\$47,040	\$144,438	\$224,809
Project Management		\$0	\$0	\$0	\$0	\$0	\$0	\$0	\$24,058	\$222,344	\$246,402
Total		\$0	\$0	\$0	\$0	\$0	\$59,788	\$144,314	\$646,577	\$1,158,297	\$2,008,975
Project Budget	\$6,057,602										
Less Other Funding	\$0										
Net	\$6,057,602										
Actual Measure V Expenditures	\$2,008,975										
Running Balance	\$4,048,627										
V 7100271											
Bundy Athletic Facilities (126)											
Consultants							\$0	\$13,455	\$0	\$0	\$13,455
Legal		\$0	\$0	\$0	\$0	\$0	\$9,431	\$34,866	\$0	\$0	\$44,297
Other Contract Services		\$0	\$0	\$0	\$0	\$0	\$0	\$0	\$0	\$548,000	\$548,000
Land Acquisition							\$0	\$2,194,154	\$0	\$0	\$2,194,154
Building & Additions		\$0	\$0	\$0	\$0	\$0	\$0	\$0	\$370	\$641,055	\$641,425
Architect		\$0	\$0	\$0	\$0	\$0	\$0	\$583,655	\$416,346	\$2,479	\$1,002,481
Engineering		\$0	\$0	\$0	\$0	\$0	\$0	\$0	\$0	\$0	\$0
Inspection & Testing		\$0	\$0	\$0	\$0	\$0	\$0	\$47,155	\$100,297	\$85,186	\$232,638
Project Management		\$0	\$0	\$0	\$0	\$0	\$0	\$0	\$0	\$4,025	\$4,025
Total		\$0	\$0	\$0	\$0	\$0	\$9,431	\$2,873,286	\$517,013	\$1,280,746	\$4,680,475
Project Budget	\$20,325,749										
Less Other Funding	\$0										
Net	\$20,325,749										
Actual Measure V Expenditures	\$4,680,475										
Running Balance	\$15,645,274										

SANTA MONICA COMMUNITY COLLEGE DISTRICT
 MEASURE V EXPENDITURES - FUND 42.5
 as of March 31, 2026

MEASURE V

Projects	Budget	17/18 Final	18/19 Final	19/20 Final	20/21 Final	21/22 Final	22/23 Final	23/24 Final	24/25 Final	25/26 (9 mos)	Combined Totals
V 7100272											
Memorial Park Project (113)											
Legal		\$0	\$0	\$0	\$0	\$0	\$3,481	\$0	\$0	\$0	\$3,481
Other Contract Services		\$0	\$0	\$0	\$0	\$0	\$0	\$0	\$0	\$467,506	\$467,506
Building & Additions		\$0	\$0	\$0	\$0	\$0	\$0	\$0	\$0	\$0	\$0
Architect		\$0	\$0	\$0	\$0	\$0	\$0	\$0	\$0	\$0	\$0
Engineering		\$0	\$0	\$0	\$0	\$0	\$0	\$0	\$0	\$0	\$0
Inspection & Testing		\$0	\$0	\$0	\$0	\$0	\$0	\$0	\$0	\$0	\$0
Project Management		\$0	\$0	\$0	\$0	\$0	\$0	\$0	\$0	\$0	\$0
Total		\$0	\$0	\$0	\$0	\$0	\$3,481	\$0	\$0	\$467,506	\$470,987
Project Budget	\$20,000,000										
Less Other Funding	\$0										
Net	\$20,000,000										
Actual Measure V Expenditures	\$470,987										
Running Balance	\$19,529,013										
V 7100273											
Drescher Hall Modernization Project (110)											
Legal		\$0	\$0	\$0	\$0	\$0	\$0	\$0	\$0	\$0	\$0
Other Contract Services		\$0	\$0	\$0	\$0	\$0	\$0	\$0	\$0	\$0	\$0
Building & Additions		\$0	\$0	\$0	\$0	\$0	\$0	\$0	\$0	\$0	\$0
Architect		\$0	\$0	\$0	\$0	\$0	\$0	\$4,962	\$0	\$0	\$4,962
Engineering		\$0	\$0	\$0	\$0	\$0	\$0	\$0	\$0	\$0	\$0
Inspection & Testing		\$0	\$0	\$0	\$0	\$0	\$0	\$0	\$0	\$0	\$0
Project Management		\$0	\$0	\$0	\$0	\$0	\$0	\$0	\$0	\$0	\$0
Total		\$0	\$0	\$0	\$0	\$0	\$0	\$4,962	\$0	\$0	\$4,962
Project Budget	\$13,000,000										
Less Other Funding	\$0										
Net	\$13,000,000										
Actual Measure V Expenditures	\$4,962										
Running Balance	\$12,995,038										
V 7100243											
Classrooms Relocation (114)											
Supplies		\$0	\$0	\$0	\$0	\$11,963	\$0	\$0	\$0	\$0	\$11,963
Other Contract Services		\$0	\$0	\$0	\$0	\$0	\$0	\$0	\$0	\$0	\$0
Building & Additions		\$0	\$3,467	\$5,709,329	\$391,967	\$0	\$0	\$0	\$0	\$0	\$6,104,763
Supplies		\$0	\$0	\$4,982	\$0	\$0	\$0	\$0	\$0	\$0	\$4,982
Architect		\$0	\$184,434	\$78,179	\$92,082	\$0	\$0	\$0	\$0	\$0	\$354,695
Engineering		\$0	\$0	\$0	\$0	\$0	\$0	\$0	\$0	\$0	\$0
Inspection & Testing		\$0	\$16,795	\$115,194	\$25,996	\$0	\$0	\$0	\$0	\$0	\$157,985
Project Management		\$0	\$61,520	\$476,831	\$55,650	\$0	\$0	\$0	\$0	\$0	\$594,001
Non-Cap Equipment		\$0	\$0	\$58,331	\$0	\$0	\$0	\$0	\$0	\$0	\$58,331
Total		\$0	\$266,216	\$6,442,846	\$565,695	\$11,963	\$0	\$0	\$0	\$0	\$7,286,719
Project Budget	\$7,286,719										
Less Other Funding	\$0										
Net	\$7,286,719										
Actual Measure V Expenditures	\$7,286,719										
Running Balance	\$0										

SANTA MONICA COMMUNITY COLLEGE DISTRICT
 MEASURE V EXPENDITURES - FUND 42.5
 as of March 31, 2026

MEASURE V

Projects	Budget	17/18 Final	18/19 Final	19/20 Final	20/21 Final	21/22 Final	22/23 Final	23/24 Final	24/25 Final	25/26 (9 mos)	Combined Totals
V 7100255											
John Adams MS Auditorium - SMMUSD (112)											
Building and Additions		\$0	\$0	\$0	\$15,000,000	\$5,000,000	\$0	\$0	\$0	\$0	\$20,000,000
Total		\$0	\$0	\$0	\$15,000,000	\$5,000,000	\$0	\$0	\$0	\$0	\$20,000,000
Project Budget	\$20,000,000										
Less Other Funding	\$0										
Net	\$20,000,000										
Actual Measure V Expenditures	\$20,000,000										
Running Balance	\$0										
S7100048											
Other Bond Related Expenses (116)											
Consultants		\$0	\$0	\$0	\$0	\$0	\$0	\$0	\$0	\$0	\$0
Lease/Rental		\$0	\$13,590	\$18,171	\$6,814	\$0	\$0	\$0	\$0	\$0	\$38,576
Supplies		\$0	\$0	\$0	\$0	\$0	\$0	\$0	\$0	\$0	\$0
Legal		\$0	\$0	\$0	\$0	\$0	\$0	\$0	\$0	\$0	\$0
Software License		\$0	\$0	\$0	\$0	\$0	\$0	\$0	\$0	\$0	\$0
Advertising		\$0	\$0	\$0	\$770	\$900	\$0	\$0	\$0	\$0	\$1,670
Other Contract Services		\$0	\$0	\$0	\$0	\$0	\$0	\$0	\$0	\$0	\$0
Building & Additions		\$184	\$191,065	\$0	\$0	\$0	\$0	\$0	\$0	\$0	\$191,249
Inspection & Testing		\$0	\$13,060	\$0	\$0	\$0	\$0	\$0	\$0	\$0	\$13,060
Project Management		\$0	\$0	\$0	\$0	\$0	\$0	\$0	\$0	\$0	\$0
Cap Equipment		\$0	\$0	\$0	\$0	\$0	\$0	\$0	\$0	\$0	\$0
Non-Cap Equipment		\$0	\$0	\$0	\$0	\$0	\$0	\$0	\$0	\$0	\$0
Total		\$184	\$217,715	\$18,171	\$7,584	\$900	\$0	\$0	\$0	\$0	\$244,554
Project Budget	\$300,000										
Less Other Funding	\$0										
Net	\$300,000										
Actual Measure V Expenditures	\$244,554										
Running Balance	\$55,446										
Cost of Issuance (117)											
Cost of Issuance		\$291,277	\$0	\$0	\$0	\$452,875	\$0	\$0	\$0	\$0	\$744,152
Total		\$291,277	\$0	\$0	\$0	\$452,875	\$0	\$0	\$0	\$0	\$744,152
Project Budget	\$744,152										
Less Other Funding	\$0										
Net	\$744,152										
Actual Measure V Expenditures	\$744,152										
Running Balance	\$0										
Grand Total		\$3,079,440	\$20,483,307	\$26,712,421	\$37,545,303	\$33,015,286	\$33,740,184	\$25,335,244	\$23,685,683	\$15,013,717	\$218,610,585

**SMC Bond Program
(Measures U, S, AA and V)
Bond Contractor List as of 3-31-2026**

Student Services (Measure U #0, Measure S #9, Measure AA #120, Measure V #102):

Architect – Steinberg Architects, Morris Architects, SVA Architects
Contractor – Minco, Bernards Brothers, Spinitar, Nazerian
Engineering – IVA, Cogent Energy Engineering, XL Fire
Inspection & Testing – Geolabs, BTC Labs - Vertical V, Peak Survey, LPI
Rango, Twining, AGE
Project Management – LPI, YNL, Vanir

Replacement Health/PE/Fitness/Dance Building (Measure S #4, Measure AA #104):

Architect – Gensler Architects
Contractor – Bernards Brothers
Engineering – IVA, Glumac
Inspection & Testing – Geolabs, Ellis Environmental, Twining, Rango
Inspection, AGE
Project Management – LPI

Early Childhood Development (Measure S #5, Measure V #104):

Architect – Carde Ten Architects, SVA Architects
Consultant – Child Educational Center
Contractor – The Nazerian Group, USA Shade
Engineering – Jacobs
Inspection & Testing – Geolabs, Rango Inspection, Twining
Project Management – LPI, Vanir, YNL

Malibu Site (Measure S #6, Measure AA #110, Measure V #103):

Architect – Quatro Design Group (QDG)
Contractor – Master Contracting, Icon West
Consultant – m2 Strategic, Parker Environmental, M6 Consultants
Engineering – Ensitu Services, Jacobs, CNA
Inspection & Testing – Peak Surveys, Ellis Environmental, JL Inspection, Ninyo
& Moore, Geolabs, Twining, B2E
Project Management – LPI, M6 Strategic, Vanir, YNL

Energy Efficiency Projects (Measure S #7, Measure AA #113):

Architect – N/A
Contractor – Compass Energy Solutions, Johnson Controls
Engineering – Compass Energy Solutions, Johnson Controls
Inspection & Testing – Ellis Environmental

Environmental Performance (Measure AA #101):

Architect – Kishimoto Architects
Contractor – SJ Amoroso Construction
Engineering – P2S Engineering
Inspection & Testing – Cannon, Peak Surveys
Project Management – LPI

Information Technology Relocation (Measure AA #102):

Architect – Morris Architects
Contractor – Minco, Bernards Brothers, Eidim AV Technology
Engineering – IVA, P2S Engineering
Inspection & Testing – Cannon, Peak Surveys, Geolabs, Ellis Environmental,
Twining, JL Inspection, Rango
Project Management – LPI, CCS Presentation

Media and Technology Complex (Measure AA #103):

Architect – Clive Wilkinson Architects, Morris Architects
Contractor – H.B. Parkco Construction, Fast Track Construction, CW
Driver, Dimension Data, Key Code Media, Omega
Construction
Consultant – EEG Services
Engineering – IVA, P2S Engineering
Inspection & Testing – Twining, Geolabs, BTC Labs – Vertical V,
JL Inspection, EEG Services, Ellis Environmental, Rango,
Cannon
Project Management – LPI

Madison East Wing Seismic Upgrade (Measure AA #107):

Architect – DLR Group – WWCOT, LPI
Contractor – Trimax, Bernards Brothers, Dimension Data
Engineering – IVA, Glumac
Inspection & Testing – Twining, Peak Surveys, LPI, All Group Engineering, EEG
Services, Ellis Environmental
Project Management – LPI

Business & Facilities Infrastructure (Measure AA #111):

Architect – LPI, Gwynne Pugh Urban Studio
Contractor – REC+S, Inc., Omega Construction,
Concept Consultant, Inc.
Engineering – N/A
Inspection & Testing – Ellis Environmental, JL Inspection
Project Management – LPI

Community Classroom & Facility Project (Measure AA #114)

Architect – Morris Architects
Contractor – Waisman Construction, Spinitar, Trimax
Engineering – IVA
Inspection & Testing – LPI, Twining
Project Management – LPI

Roadways, walkways, Grounds, Parking Lots, and Garages (Measure AA #116)

Architect – LPI, DLR Group - WWCOT
Contractor – Trimax, Pub Construction
Consultant – Walker Parking
Engineering – MK Engineering
Inspection & Testing – Ellis Environmental, Peak Surveys, LPI
Project Management – LPI

Emergency Lighting, Fire Alarm, and Security System (Measure AA #119)

Contractor – Red Hawk Fire and Security, Nexus
Engineering – MDC Engineers
Inspection & Testing – Rango
Project Management – LPI

Math and Science Addition (Measure AA #106/Measure V #101)

Architect – Cannon Design
Contractor – Icon West, The Nazerian Group
Consultant – N/A
Engineering – Arup
Inspection & Testing – AGE, Geolabs, Twining, B2E, JL Inspection
Project Management – Vanir, YNL

Classrooms Relocation (Measure V #114)

Architect – Gwynne Pugh
Contractor – The Nazerian Group
Inspection & Testing – AGE
Project Management – Vanir, YNL

Art Building Replacement (Measure V #105)

Architect – Little Architects
Consultant – Fehr and Peers
Contractor – PCN3, Inc.
Engineering – tk1sc, CNA
Inspection & Testing – B2 Environmental, Geolabs, CNA, Rango, Twining
Project Management – Vanir, YNL

Air Conditioning (Measure V #107)

Architect – P2S
Contractor – A&B Construction, Inc
Engineering – tk1sc, P2S
Inspection & Testing – Rango, Koury, B2 Environmental
Project Management – Vanir, YNL

Parking Structure 3 Improvement Project (Measure V #124)

Architect – SVA Architects
Contractor – Howard Ridley
Inspection & Testing – JL Inspection, Ellis Environmental

Gender Neutral Bathrooms (Measure V #125)

Contractor – Reyes Electrical Contractor
Architect – TSK Architects
Inspection & Testing – CNA, Geolabs, Spectrum Fire, JL Inspection
Project Management – Vanir

Renovation to Corsair Stadium Project (Measure AA #108)

Architect – SVA Architects, dsk Architects, Lewis-Schoenplein
Contractors - Golden Sun Firm Co, Environmental Contractors
Inspection & Testing – Ellis Environmental

Bundy Athletic Facilities (Measure V #126)

Architect – dsk Architects
Contractor – The Nazerian Group
Consultants – Parker Environmental, Danny Ryan Inc.
Inspection & Testing – B2E, JL Inspection, CNA, Geolabs
Project Management – Vanir

Drescher Hall Renovation (Measure V #110)

Architect – NAC, Inc



Paid Vendors List

(Vendors that Received Payments from Bond Funds)

For the 9-month period July 1, 2025 to March 31, 2026 (FY 2025-26)

ADEP (dba Danny Ryan)	JL Inspections
Agilent (Lab Equip)	Lewis Schoenplein Architects
All Group Engineering	Little Architects
Arup Engineering (WSP)	M6 Consulting
B2 Environmental	McKesson Instruments (Lab Equip)
Best Buy	Mithun Consulting
Cannon Design	Nazerian Construction
CDW- Gov Supplies	PCN3
Carolina (Lab Equip)	Parker Environmental
Dell Computer	Pasco (Lab Equip)
DSK Architects	Rango Inspection
Ed's Fencing	Reyes Contractors
Evans and Sutherland	Santa Monica, City of (Memorial Park and Project Utility Fees)
Fagen Friedman and Fulfrost	Sigma Aldrich (Lab Equip)
Fisher Scientific (Lab Equip)	SVA Architects
Flinn Scientific (Lab Equip)	Thomas Scientific (Lab Equip)
Geolabs	TSK Architects
Grainger Inc	Twining
Howard Ridley Co.	Uline
Harding Larmore Kutcher	Unisource Solutions (Furniture)
Icon West Construction Co.	Vanir Construction Management
Imaging Products (Lab Equipment)	VWR Instruments (Lab Equip)
	WSP