



## Citizens' Bond Oversight Committee (CBOC)

*Meeting on July 19<sup>th</sup>, 2023*

June 30<sup>th</sup>, 2023 Report

*12 Months - FY 2022-23 (Preliminary)*

# BOND CAPITAL CONSTRUCTION REPORTS

District Management is responsible for the preparation and fair presentation of the statement of expenditures and bond proceeds in accordance with U.S. generally accepted accounting principles; this includes the design, implementation, and maintenance of internal control relevant to the preparation and fair presentation of the statement of expenditures of bond proceeds that is free from material misstatement, whether due to fraud or error.

This report is prepared in accordance with these requirements and all bond expenditures were made in compliance with all applicable laws.

**Santa Monica College - Bond Capital Construction Budget Summary - 6-30-2023**

Project Number	Project Name	Measure U Budget	Measure S Budget	Measure AA Budget	Measure V Budget	Interest	Other Funding Received *	Other Funding Pending **	Total Budget	Estimate at Completion	Status	Bond Funds Remaining
U-A	Purchase of BAE Airport Site	\$30,280,878							\$30,280,878	\$30,280,878	Completed	\$0
U-B	Emeritus College Facility	\$8,909,940					\$693,842		\$9,603,782	\$9,603,782	Completed	\$0
U-C	Purchase of 1738 Pearl Street	\$749,208							\$749,208	\$749,208	Completed	\$0
U-D	PE Temp. Bldg. Replacement	\$2,797,033							\$2,797,033	\$2,797,033	Completed	\$0
U-E	Remodel Library Village for Math	\$1,458,690							\$1,458,690	\$1,458,690	Completed	\$0
U-F	SM Airport Campus Site Improvements	\$4,170,264							\$4,170,264	\$4,170,264	Completed	\$0
U-G	SM Airport Campus West Building	\$19,709,741							\$19,709,741	\$19,709,741	Completed	\$0
U-H	Theater Arts Renovation	\$19,544,314							\$19,544,314	\$19,544,314	Completed	\$0
U-I	Earthquake Rpl. Liberal Arts North	\$6,011,584					\$6,496,141		\$12,507,725	\$12,507,725	Completed	\$0
U-K	Earthquake Rpl. Liberal Arts South	\$6,108,150					\$10,625,070		\$16,733,220	\$16,733,220	Completed	\$0
U-L	Shuttle Replacement Parking	\$18,969,509							\$18,969,509	\$18,969,509	Completed	\$0
U-M	North Quad Plaza	\$11,388,463							\$11,388,463	\$11,388,463	Completed	\$0
U-Q	Infrastructure & Safety	\$4,003,084							\$4,003,084	\$4,003,084	Completed	\$0
U-R	Restroom Improvements	\$17,501							\$17,501	\$17,501	Completed	\$0
S-1	Athletic Fields Phase I, Corsair Field		\$4,372,535				\$67,530		\$4,440,065	\$4,440,065	Completed	\$0
S-1A	Athletic Fields Phase I, John Adams		\$2,969,807						\$2,969,807	\$2,969,807	Completed	\$0
S-10	Pico Promenade Improvements, Phase I		\$1,018,009						\$1,018,009	\$1,018,009	Completed	\$0
S-13	Adv. Architecture Related Exp for AA		\$0						\$0	\$0	Completed	\$0
AA-114	Community Classroom & Facility Projects			\$3,162,183					\$3,162,183	\$3,162,183	Completed	\$0
U-T	14th and Pico Project	\$319,242							\$319,242	\$319,242	Completed	\$0
U-N	Letters & Sci Demo/Restore	\$0							\$0	\$0	Completed	\$0
AA-108	Renovation of Corsair Stadium			\$1,035,299					\$1,035,299	\$1,035,299	In Design	\$977,000
S-2	Performing Arts Complex		\$37,697,625				\$2,992,576		\$40,690,201	\$40,690,201	Completed	\$0
U-J	Music Complex	\$2,011,371					\$2,618,113		\$4,629,484	\$4,629,484	Completed	\$0
S-3, AA-109	Career Opportunity Center			\$0					\$0	\$0	Completed	\$0
AA-118	Infrastructure & Technology - Utility			\$27,753					\$27,753	\$27,753	Completed	\$0
AA-111	Business & Facilities Infrastructure			\$1,968,124					\$1,968,124	\$1,968,124	Completed	\$0
AA-117	Infrastructure & Technology - Technology			\$2,434,417					\$2,434,417	\$2,434,417	Completed	\$0
S-7, AA-113	Energy Efficiency Projects		\$293,361	\$3,016,773			\$708,637		\$4,018,771	\$4,018,771	Completed	\$0
S-15	Signage Safety/Information		\$706,713						\$706,713	\$706,713	Completed	\$0
AA-102	Infrastructure & Technology - Information Technology Relocation			\$23,140,771			\$19,798		\$23,160,569	\$23,160,569	Completed	\$0
S-8, AA-116	Satellite Campus Parking Facilities and Roadway		\$3,891,747	\$2,130,670					\$6,022,417	\$6,022,417	Completed	\$0
AA-107	Madison East Wing Seismic Upgrade			\$30,161,852					\$30,161,852	\$30,161,852	Completed	\$0
S-4, AA-104	Replacement Health/PE/Fitness Central Plant Building		\$11,603,383	\$44,428,222			\$208,847		\$56,240,452	\$56,240,452	Completed	\$0
AA-101	Environmental Performance - Central Plant Connections			\$10,767,251					\$10,767,251	\$10,767,251	Completed	\$0
S-14, AA-115	Real Property Acquisition		\$45,597	\$24,638,386					\$24,683,983	\$24,683,983	Completed	\$0
AA-103	Media and Technology Complex - Academy Site			\$124,669,502			\$6,835,391		\$131,504,893	\$131,504,893	Completed	\$1,164,635
AA-119	Emergency Lighting, Fire Alarm, and Security System			\$11,515,614					\$11,515,614	\$11,515,614	Completed	\$0
15004829	Student Services Building	\$21,131,135	\$45,595,322	\$6,870,490	\$33,624,909	\$21,681,308	\$1,321,000		\$130,224,164	\$130,224,164	Completed	\$8,950,163
S-5, V-104	Early Childhood Development/Childcare		\$8,858,656		\$15,405,517		\$6,661,598		\$30,925,771	\$30,925,771	Completed	\$2,304,472
S-6, AA-110, V-103	Malibu Center and Site Acquisition		\$25,132,568		\$34,558,420	\$2,294,791			\$61,985,779	\$61,985,779	Completed	\$8,131,179
U-S, S-11, AA-112, V-109	Master Planning	\$2,110,430	\$716,428	\$834,697	\$1,000,000				\$4,661,555	\$4,661,555	In Design	\$253,442
U-P, AA-106, V-101	Replacement Math and Science Extension Building	\$308,336		\$2,244,008	\$82,317,992		\$15,159,528	\$24,928,472	\$124,958,336	\$124,958,336	In Construction	\$34,880,781
AA-105, V-110	Drescher - Academic Modernization, Bookstore, Pico Promenade II			\$5,082	\$13,000,000				\$13,005,082	\$13,005,082	In Planning	\$13,000,000
V-105	Art Building Replacement			\$24,000,000	\$24,000,000		\$286,093	\$10,614,907	\$34,901,000	\$34,901,000	In Design	\$22,018,843
V-106	Business Building Renovation			\$12,547,000	\$12,547,000			\$12,470,000	\$25,017,000	\$25,017,000	In Planning	\$12,543,600
V-107	Air Conditioning			\$10,777,654	\$10,777,654				\$10,777,654	\$10,777,654	In Construction	\$646,917
V-108	ADA			\$4,000,000	\$4,000,000				\$4,000,000	\$4,000,000	In Planning	\$4,000,000
V-111	Outdoor Classroom			\$321,723	\$321,723				\$321,723	\$321,723	Completed	\$0
V-112	John Adams MS Auditorium (SMMUSD)			\$20,000,000	\$20,000,000				\$20,000,000	\$20,000,000	Completed	\$0
V-113	City of Santa Monica			\$20,000,000	\$20,000,000				\$20,000,000	\$20,000,000	In Planning	\$20,000,000
V-114	Classrooms Relocation			\$7,400,000	\$7,400,000				\$7,400,000	\$7,400,000	Completed	\$113,281
V-124	Parking Structure 3 Improvement Project			\$1,500,000	\$1,500,000				\$1,500,000	\$1,500,000	In Design	\$1,473,720
V-125	Gender Neutral Bathrooms			\$3,500,000	\$3,500,000				\$3,500,000	\$3,500,000	In Design	\$3,465,701
V-126	Athletic Facilities			\$5,000,000	\$5,000,000				\$5,000,000	\$5,000,000	In Planning	\$4,993,245
S-12, V-120	Other Bond Related Expenses		\$476,636	\$300,000	\$300,000				\$776,636	\$776,636	In Planning	\$55,446
V-115	TBD			\$39,446,785	\$39,446,785				\$39,446,785	\$39,446,785	In Planning	\$39,446,785
S-16, AA-121, V-121	Cost of Issuance		\$119,470	\$498,026	\$800,000				\$1,417,496	\$1,417,496	In Planning	\$55,848
AA-122, V-122	Management Reserve			\$1,446,709	\$15,500,000	\$6,152,892			\$23,099,601	\$23,099,601	In Planning	\$16,946,709
U-U, S-17, AA-123, V-123	Unissuable	\$1,127	\$2,143	\$4,171					\$7,441	\$7,441	On-Going	\$0
<b>Project Totals</b>		<b>\$160,000,000</b>	<b>\$143,500,000</b>	<b>\$295,000,000</b>	<b>\$345,000,000</b>	<b>\$30,128,991</b>	<b>\$54,694,164</b>	<b>\$48,013,379</b>	<b>\$1,076,336,534</b>	<b>\$1,076,336,534</b>		<b>\$195,421,767</b>

\* City of SM: \$14,647,889; FEMA: \$2,456,388; State: \$8,363,000; Prop T: \$2,618,113; DWP: \$86,245; SCE: \$844,284; Gas Co.: \$106,262; Madison Foundation: \$2,992,576; KCRW: \$6,803,412; Emeritus College Foundation: \$693,842; Bond Interest and Cost of Issuance Refund: \$29,858,053

\*\* City of SM: \$2,220,533; State: \$60,588,907

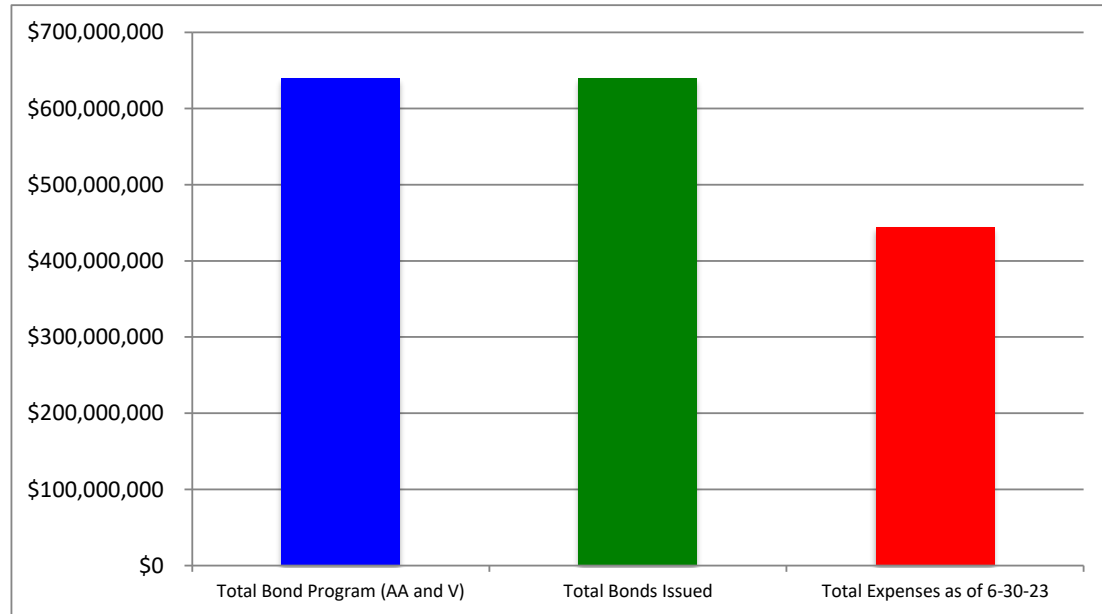
6/30/2023

SANTA MONICA COMMUNITY COLLEGE DISTRICT  
**Bond Sales / Expenses Report**  
 As of June 30, 2023

Total Bond Program (AA and V)	\$640,000,000
Total Bonds Issued	\$639,995,829
Total Expenses as of 6-30-23	\$444,574,060
Total Available Remaining	\$195,421,769
Total Unsold Bond	\$4,171

<b>Measure AA Bond \$295,000,000</b>	
Bond Issue Date	Amount
2010	\$100,000,000
2014	\$144,995,829
2017	\$50,000,000
<b>Total Available</b>	<b>\$294,995,829</b>
Expenses as of 6-30-23	\$291,167,660
<b>Total Available Remaining</b>	<b>\$3,828,169</b>
Unsold Bond Amount	\$4,171
<b>Total Available as of 7-1-2023</b>	<b>\$3,832,340</b>

<b>Measure V Bond \$345,000,000</b>	
Bond Issue Date	Amount
2018	\$180,000,000
2022	\$165,000,000
<b>Total Available</b>	<b>\$345,000,000</b>
Expenses as of 6-30-23	\$153,406,400
<b>Total Available Remaining</b>	<b>\$191,593,600</b>
Unsold Bond Amount	\$0
<b>Total Available as of 7-1-2023</b>	<b>\$191,593,600</b>



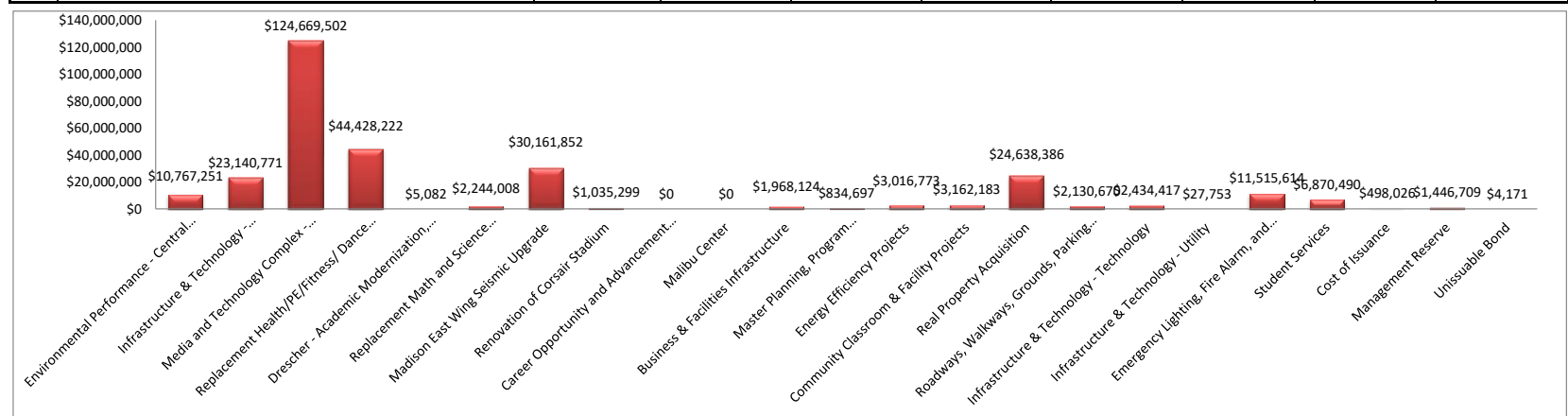
Interest	Measure AA	Measure V
As of 6-30-22	\$6,978,496	\$8,737,900
Expenditure / Arbitrage as of 6-30-22	\$5,192,948	\$0
<b>Available Interest as of 7-1-22</b>	<b>\$1,785,548</b>	<b>\$8,737,900</b>

(1) Original Bond \$135,000,000, refunding on 2-15-07 received additional \$8,500,000

SANTA MONICA COMMUNITY COLLEGE DISTRICT  
**Measure AA Bond Budget**  
 As of June 30, 2023

MEASURE AA

	Project Name	Completion	Project Budget	Measure AA Allocation	Other Funding	Measure AA Expenditures as of 6/30/23	Measure AA Expenditures as of 3/31/23	Measure AA Expenditures Last Period	Total Measure AA Remaining
101	Environmental Performance - Central Plant Connections	Completed	\$10,767,251	\$10,767,251	\$0	\$10,767,251	\$10,767,251	\$0	\$0
102	Infrastructure & Technology - Information Technology Relocation	Completed	\$23,160,569	\$23,140,771	\$19,798	\$23,140,771	\$23,140,771	\$0	\$0
103	Media and Technology Complex - Academy Site	Completed	\$131,504,893	\$124,669,502	\$6,835,391	\$123,504,867	\$123,504,117	\$750	\$1,164,635
104	Replacement Health/PE/Fitness/ Dance Building with Central Plant	Completed	\$56,240,452	\$44,428,222	\$11,812,230	\$44,428,222	\$44,428,222	\$0	\$0
105	Drescher - Academic Modernization, Bookstore, Pico Promenade	Completed	\$13,005,082	\$5,082	\$13,000,000	\$5,082	\$5,082	\$0	\$0
106	Replacement Math and Science Extension Building	July 2024	\$124,958,336	\$2,244,008	\$122,714,328	\$2,004,184	\$2,004,184	\$0	\$239,824
107	Madison East Wing Seismic Upgrade	Completed	\$30,161,852	\$30,161,852	\$0	\$30,161,852	\$30,161,852	\$0	\$0
108	Renovation of Corsair Stadium	June 2024	\$1,035,299	\$1,035,299	\$0	\$58,299	\$39,899	\$18,400	\$977,000
109	Career Opportunity and Advancement Center (Bundy)	Completed	\$0	\$0	\$0	\$0	\$0	\$0	\$0
110	Malibu Center	Completed	\$61,582,273	\$0	\$61,582,273	\$0	\$0	\$0	\$0
111	Business & Facilities Infrastructure	Completed	\$1,968,124	\$1,968,124	\$0	\$1,968,124	\$1,968,124	\$0	\$0
112	Master Planning, Program Management, Overhead	Completed	\$834,697	\$834,697	\$0	\$834,697	\$834,697	\$0	\$0
113	Energy Efficiency Projects	Completed	\$3,508,088	\$3,016,773	\$491,315	\$3,016,773	\$3,016,773	\$0	\$0
114	Community Classroom & Facility Projects	Completed	\$3,162,183	\$3,162,183	\$0	\$3,162,183	\$3,162,183	\$0	\$0
115	Real Property Acquisition	Completed	\$24,638,386	\$24,638,386	\$0	\$24,638,386	\$24,638,386	\$0	\$0
116	Roadways, Walkways, Grounds, Parking Lots, and Garages	Completed	\$7,022,417	\$2,130,670	\$4,891,747	\$2,130,670	\$2,130,670	\$0	\$0
117	Infrastructure & Technology - Technology	Completed	\$2,434,417	\$2,434,417	\$0	\$2,434,417	\$2,434,417	\$0	\$0
118	Infrastructure & Technology - Utility	Completed	\$27,753	\$27,753	\$0	\$27,753	\$27,753	\$0	\$0
119	Emergency Lighting, Fire Alarm, and Security System	Completed	\$11,515,614	\$11,515,614	\$0	\$11,515,614	\$11,515,614	\$0	\$0
120	Student Services	Completed	\$130,224,164	\$6,870,490	\$123,353,674	\$6,870,490	\$6,870,490	\$0	\$0
121	Cost of Issuance	Completed	\$498,026	\$498,026	\$0	\$498,026	\$498,026	\$0	\$0
122	Management Reserve	On-Going	\$1,446,709	\$1,446,709	\$0	\$0	\$0	\$0	\$1,446,709
123	Unissuable Bond	Completed	\$4,171	\$4,171	\$0	\$0	\$0	\$0	\$4,171
	<b>Project Totals</b>		<b>\$638,249,876</b>	<b>\$295,000,000</b>	<b>\$344,700,756</b>	<b>\$291,167,661</b>	<b>\$291,148,511</b>	<b>\$19,150</b>	<b>\$3,832,339</b>



SANTA MONICA COMMUNITY COLLEGE DISTRICT  
**Measure AA Bond Budget History**  
as of June 30, 2023

MEASURE AA

	Project Name	Completion	Preliminary Measure AA Budget	Measure AA Budget as of 3/31/23	Measure AA Budget as of 6/30/23	Variance	Measure AA Remaining as of 6/30/23
101	Environmental Performance - Central Plant Connections	<b>Completed</b>	\$12,034,042	\$10,767,251	\$10,767,251	\$0	\$0
102	Infrastructure & Technology - Information Technology Relocation	<b>Completed</b>	\$13,287,218	\$23,140,771	\$23,140,771	\$0	\$0
103	Media and Technology Complex - Academy Site	<b>Completed</b>	\$57,480,824	\$124,669,502	\$124,669,502	\$0	\$1,164,635
104	Replacement Health/PE/Fitness/ Dance Building with Central Plant	<b>Completed</b>	\$29,232,317	\$44,428,222	\$44,428,222	\$0	\$0
105	Drescher - Academic Modernization, Bookstore, Pico Promenade II	<b>Completed</b>	\$34,026,480	\$5,082	\$5,082	\$0	\$0
106	Replacement Math and Science Extension Building	July 2024	\$68,259,000	\$2,244,008	\$2,244,008	\$0	\$239,824
107	Madison East Wing Seismic Upgrade	<b>Completed</b>	\$6,146,000	\$30,161,852	\$30,161,852	\$0	\$0
108	Renovation of Corsair Stadium	June 2024	\$11,203,000	\$1,035,299	\$1,035,299	\$0	\$977,000
109	Career Opportunity and Advancement Center (Bundy)	<b>Completed</b>	\$32,384,000	\$0	\$0	\$0	\$0
110	Malibu Center	<b>Completed</b>	\$6,069,031	\$0	\$0	\$0	\$0
111	Business & Facilities Infrastructure	<b>Completed</b>	\$17,506,952	\$1,968,124	\$1,968,124	\$0	\$0
112	Master Planning, Program Management, Overhead	<b>Completed</b>	\$2,000,000	\$834,697	\$834,697	\$0	\$0
113	Energy Efficiency Projects	<b>Completed</b>	\$5,371,136	\$3,016,773	\$3,016,773	\$0	\$0
114	Community Classroom & Facility Projects	<b>Completed</b>	\$0	\$3,162,183	\$3,162,183	\$0	\$0
115	Real Property Acquisition	<b>Completed</b>	\$0	\$24,638,386	\$24,638,386	\$0	\$0
116	Roadways, Walkways, Grounds, Parking Lots, and Garages	<b>Completed</b>	\$0	\$2,130,670	\$2,130,670	\$0	\$0
117	Infrastructure & Technology - Technology	<b>Completed</b>	\$0	\$2,434,417	\$2,434,417	\$0	\$0
118	Infrastructure & Technology - Utility	<b>Completed</b>	\$0	\$27,753	\$27,753	\$0	\$0
119	Emergency Lighting, Fire Alarm, and Security System	<b>Completed</b>	\$0	\$11,515,614	\$11,515,614	\$0	\$0
120	Student Services	<b>Completed</b>	\$0	\$6,870,490	\$6,870,490	\$0	\$0
121	Cost of Issuance	<b>Completed</b>	\$0	\$498,026	\$498,026	\$0	\$0
122	Management Reserve	On-Going	\$0	\$1,446,709	\$1,446,709	\$0	\$1,446,709
123	Unissuable Bond	<b>Completed</b>	\$0	\$4,171	\$4,171	\$0	\$4,171
	<b>Project Totals</b>		<b>\$295,000,000</b>	<b>\$295,000,000</b>	<b>\$295,000,000</b>	<b>\$0</b>	<b>\$3,832,339</b>

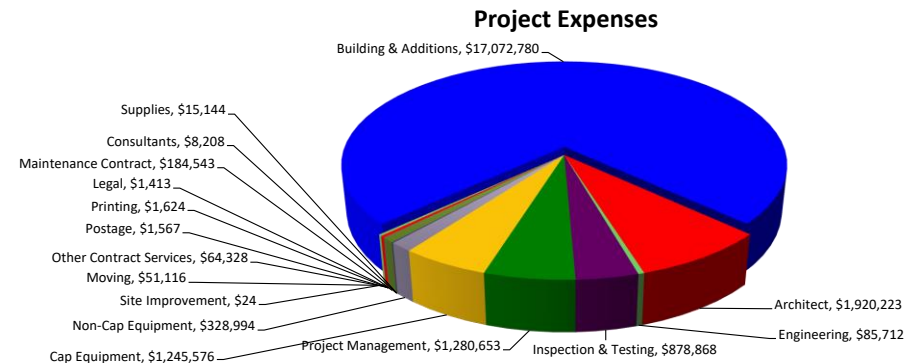
SANTA MONICA COMMUNITY COLLEGE DISTRICT  
**Measure AA Project Schedule**  
 As of June 30, 2023

MEASURE AA

	Project Name	Completion	2020	2021	2022	2023	2024
101	Environmental Performance - Central Plant Connections	<b>Completed</b>					
102	Infrastructure & Technology - Information Technology Relocation	<b>Completed</b>					
103	Media and Technology Complex - Academy Site	<b>Completed</b>					
104	Replacement Health/PE/Fitness/Dance Building with Central Plant	<b>Completed</b>					
105	Drescher - Academic Modernization, Bookstore, Pico Promenade	<b>Completed</b>					
106	Replacement Math and Science Extension Building	July 2024	In Planning	In Construction	In Construction	In Construction	In Construction
107	Madison East Wing Seismic Upgrade	<b>Completed</b>					
108	Renovation of Corsair Stadium	June 2024			In Planning	In Construction	In Construction
109	Career Opportunity and Advancement Center (Bundy)	<b>Completed</b>					
110	Malibu Center	<b>Completed</b>					
111	Business & Facilities Infrastructure	<b>Completed</b>					
112	Master Planning, Program Management, Overhead	<b>Completed</b>					
113	Energy Efficiency Projects	<b>Completed</b>					
114	Community Classroom & Facility Projects	<b>Completed</b>					
115	Real Property Acquisition	<b>Completed</b>					
116	Roadways, Walkways, Grounds, Parking Lots, and Garages	<b>Completed</b>					
117	Infrastructure & Technology - Technology	<b>Completed</b>					
118	Infrastructure & Technology - Utility	<b>Completed</b>					
119	Emergency Lighting, Fire Alarm, and Security System	<b>Completed</b>					
120	Student Services	<b>Completed</b>					
121	Cost of Issuance	<b>Completed</b>					
122	Management Reserve	On-Going					
123	Unissuable Bond	<b>Completed</b>					
			In Planning	In Construction			

Projects	Budget	09/10 Final	10/11 Final	11/12 Final	12/13 Final	13/14 Final	14/15 Final	15/16 Final	16/17 Final	17/18 Final	18/19 Final	19/20 Final	20/21 Final	21/22 Final	22/23 Prelim	Combined Totals
<b>AA 7100062</b>																
<b>Environmental Performance - Central Plant Connections (101)</b>																
Legal		\$0	\$0	\$0	\$125	\$0	\$0	\$0	\$0	\$0	\$0	\$0	\$0	\$0	\$0	\$125
Other Contract Services		\$0	\$0	\$49,837	\$16,239	\$0	\$0	\$0	\$0	\$9,920	\$0	\$0	\$0	\$0	\$0	\$75,996
Consultants		\$0	\$0	\$0	\$0	\$28	\$0	\$0	\$0	\$0	\$0	\$0	\$0	\$0	\$0	\$28
Building & Additions		\$0	\$0	\$0	\$361	\$729	\$640	\$1,328,592	\$6,934,044	\$446,861	\$0	\$0	\$0	\$0	\$0	\$8,711,229
Architect		\$0	\$385	\$148,311	\$176,897	\$36,256	\$0	\$0	\$0	\$0	\$15,699	\$0	\$0	\$0	\$0	\$377,547
Engineering		\$48,500	\$0	\$4,000	\$0	\$152,010	\$39,638	\$66,918	\$138,887	\$62,883	\$0	\$0	\$0	\$0	\$0	\$512,836
Inspection & Testing		\$0	\$0	\$7,688	\$0	\$0	\$0	\$7,310	\$137,150	\$4,382	\$0	\$0	\$0	\$0	\$0	\$156,529
Project Management		\$0	\$17,263	\$55,116	\$48,685	\$61,908	\$19,313	\$104,575	\$526,072	\$99,840	\$190	\$0	\$0	\$0	\$0	\$932,961
Cap Equipment		\$0	\$0	\$0	\$0	\$0	\$0	\$0	\$0	\$0	\$0	\$0	\$0	\$0	\$0	\$0
Non-Cap Equipment		\$0	\$0	\$0	\$0	\$0	\$0	\$0	\$0	\$0	\$0	\$0	\$0	\$0	\$0	\$0
<b>Total</b>		<b>\$48,500</b>	<b>\$17,648</b>	<b>\$264,951</b>	<b>\$242,307</b>	<b>\$250,931</b>	<b>\$59,591</b>	<b>\$1,507,396</b>	<b>\$7,736,152</b>	<b>\$623,886</b>	<b>\$15,889</b>	<b>\$0</b>	<b>\$0</b>	<b>\$0</b>	<b>\$0</b>	<b>\$10,767,251</b>
Project Budget	\$10,767,251															
Less Other Funding	\$0															
Net	\$10,767,251															
Actual Measure AA Expenditures	\$10,767,251															
Running Balance	\$0															

<b>AA 7100063</b>																
<b>Infrastructure &amp; Technology - IT Relocation (102)</b>																
Supplies		\$0	\$0	\$965	\$8,442	\$3,137	\$2,600	\$0	\$0	\$0	\$0	\$0	\$0	\$0	\$0	\$15,144
Consultants		\$0	\$0	\$0	\$0	\$408	\$0	\$7,800	\$0	\$0	\$0	\$0	\$0	\$0	\$0	\$8,208
Maintenance Contract		\$0	\$0	\$0	\$0	\$107,390	\$0	\$77,074	\$79	\$0	\$0	\$0	\$0	\$0	\$0	\$184,543
Legal		\$0	\$0	\$0	\$1,363	\$50	\$0	\$0	\$0	\$0	\$0	\$0	\$0	\$0	\$0	\$1,413
Printing		\$0	\$0	\$0	\$0	\$1,624	\$0	\$0	\$0	\$0	\$0	\$0	\$0	\$0	\$0	\$1,624
Postage		\$0	\$0	\$0	\$0	\$1,567	\$0	\$0	\$0	\$0	\$0	\$0	\$0	\$0	\$0	\$1,567
Other Contract Services		\$0	\$0	\$2,163	\$15,259	\$23,356	\$0	\$19,050	\$4,500	\$0	\$0	\$0	\$0	\$0	\$0	\$64,328
Moving		\$0	\$0	\$0	\$577	\$266	\$27,655	\$22,618	\$0	\$0	\$0	\$0	\$0	\$0	\$0	\$51,116
Site Improvement		\$0	\$0	\$0	\$24	\$0	\$0	\$0	\$0	\$0	\$0	\$0	\$0	\$0	\$0	\$24
Building & Additions		\$0	\$0	\$0	\$1,767,063	\$9,667,362	\$4,288,987	\$1,203,916	\$165,229	-\$19,798	\$0	\$0	\$0	\$0	\$0	\$17,072,780
Architect		\$105,049	\$482,261	\$505,580	\$183,181	\$287,201	\$236,860	\$120,091	\$0	\$0	\$0	\$0	\$0	\$0	\$0	\$1,920,223
Engineering		\$0	\$0	\$10,037	\$11,065	\$17,147	\$19,512	\$25,994	\$1,956	\$0	\$0	\$0	\$0	\$0	\$0	\$85,712
Inspection & Testing		\$10,291	\$8,793	\$21,449	\$137,523	\$499,982	\$200,262	\$568	\$0	\$0	\$0	\$0	\$0	\$0	\$0	\$878,868
Project Management		\$33,460	\$76,290	\$84,991	\$331,754	\$431,730	\$297,951	\$22,978	\$1,500	\$0	\$0	\$0	\$0	\$0	\$0	\$1,280,653
Cap Equipment		\$0	\$0	\$0	\$29,422	\$645,830	-\$29,090	\$589,604	\$9,811	\$0	\$0	\$0	\$0	\$0	\$0	\$1,245,576
Non-Cap Equipment		\$0	\$0	\$0	\$18,344	\$10,852	\$277,219	\$1,891	\$20,689	\$0	\$0	\$0	\$0	\$0	\$0	\$328,994
<b>Total</b>		<b>\$148,800</b>	<b>\$567,344</b>	<b>\$625,185</b>	<b>\$2,504,035</b>	<b>\$11,697,901</b>	<b>\$5,321,956</b>	<b>\$2,091,584</b>	<b>\$203,764</b>	<b>-\$19,798</b>	<b>\$0</b>	<b>\$0</b>	<b>\$0</b>	<b>\$0</b>	<b>\$0</b>	<b>\$23,140,771</b>
Project Budget	\$23,160,569	<b>Received</b>														
Less Other Funding	\$19,798	\$19,798														
Net	\$23,140,771															
Actual Measure AA Expenditures	\$23,140,771															
Running Balance	\$0															



**Infrastructure & Technology - IT Relocation**

**Project Description:**  
Relocation of IT/Telecom Departments, and renovation of Media Center

**Facility Size:**  
9,230 sq/ft

**Status:**  
Completed

**Architect:**  
Morris Architects

**Contractor:**

Projects	Budget	09/10 Final	10/11 Final	11/12 Final	12/13 Final	13/14 Final	14/15 Final	15/16 Final	16/17 Final	17/18 Final	18/19 Final	19/20 Final	20/21 Final	21/22 Final	22/23 Prelim	Combined Totals
<b>AA 7100061</b>																
<b>Media and Technology Complex - Academy Site (103)</b>																
Consultants		\$0	\$0	\$20,675	\$12,576	\$9,488	\$7,789	\$2,102	\$0	\$12,922	\$0	\$0	\$0	\$0	\$0	\$65,551
Supplies		\$0	\$0	\$0	\$19,481	\$1,048	\$289	\$0	\$9,251	\$40,519	\$937	\$0	\$0	\$0	\$0	\$71,525
Maintenance Contract		\$0	\$0	\$0	\$0	\$0	\$0	\$0	\$15,922	\$23,561	\$0	\$0	\$0	\$0	\$0	\$39,483
Legal		\$16,903	\$0	\$7,958	\$43,363	\$5,066	\$26,186	\$49,155	\$15,435	\$36,221	\$26,991	\$121,256	\$100,053	\$200,783	\$166,941	\$816,309
Software Support		\$0	\$0	\$0	\$1,982	\$0	\$0	\$0	\$6,548	\$6,975	\$0	\$0	\$0	\$0	\$0	\$15,505
Service Fee		\$0	\$0	\$0	\$0	\$0	\$0	\$0	\$17,000	\$0	\$0	\$0	\$0	\$0	\$0	\$17,000
Other Contract Services		\$3,993	\$5,763	\$13,456	\$39,188	\$0	\$0	\$5,853	\$22,622	\$18,628	\$7,690	\$7,550	\$0	\$0	\$0	\$124,743
Moving Expenses		\$0	\$0	\$0	\$38,756	\$0	\$0	\$0	\$0	\$97,543	\$17,556	\$0	\$0	\$0	\$0	\$153,855
Site Improvement		\$0	\$0	\$0	\$100,505	\$664	\$606	\$476	\$622	\$526	\$0	\$526	\$0	\$0	\$0	\$103,925
Building & Additions		\$0	\$538	\$1,498,660	\$3,543,657	\$11,820,615	\$17,734,534	\$23,465,347	\$16,267,550	\$25,548,089	\$219,234	\$626,512	-\$67,164	\$0	\$0	\$100,657,570
Architect		\$2,097,553	\$2,508,588	\$295,753	\$265,481	\$778,015	\$517,794	\$1,048,935	\$991,386	\$869,801	\$151,866	\$43,416	\$90,690	\$240,094	-\$1,327,000	\$8,572,392
Engineering		\$16,459	\$29,293	\$9,102	\$29,223	\$8,203	\$72,993	\$118,368	\$72,786	\$51,971	\$37,259	\$0	\$0	\$0	\$0	\$445,657
Inspection & Testing		\$64,905	\$27,527	\$123,842	\$235,287	\$563,746	\$1,381,801	\$641,972	\$525,264	\$207,240	\$27,210	\$1,212	\$0	\$0	\$0	\$3,800,005
Project Management		\$121,786	\$233,826	\$269,249	\$506,917	\$800,315	\$930,115	\$1,207,850	\$1,121,670	\$859,779	\$50,681	\$27,825	\$2,450	\$0	\$2,188	\$6,134,649
Cap Equipment		\$0	\$0	\$0	\$186,301	\$0	\$0	\$0	\$0	\$1,458,273	\$6,604	\$0	\$0	\$0	\$0	\$1,651,178
Non-Cap Equipment		\$0	\$0	\$0	\$10,782	\$0	\$0	\$0	\$326,845	\$490,727	\$7,167	\$0	\$0	\$0	\$0	\$835,520
<b>Total</b>		<b>\$2,321,599</b>	<b>\$2,805,534</b>	<b>\$2,238,694</b>	<b>\$5,033,499</b>	<b>\$13,987,159</b>	<b>\$20,672,105</b>	<b>\$26,540,059</b>	<b>\$19,392,902</b>	<b>\$29,722,772</b>	<b>\$553,215</b>	<b>\$828,296</b>	<b>\$126,029</b>	<b>\$440,877</b>	<b>-\$1,157,872</b>	<b>\$123,504,867</b>
Project Budget	\$131,504,893	<b>Received</b>														
Less Other Funding*	\$6,835,391	\$6,835,391														
Net	\$124,669,502	* Other Funding Source:														
Actual Measure AA Expenditures	\$123,504,867	1) KCRW Foundation \$6,803,412 received														
Running Balance	\$1,164,635	2) Edison \$31,979.48 received														

**Media and Technology Complex - Academy Site**

**Project Description:**  
 Renovation and new extension to the existing building, new building for KCRW, and a new parking structure

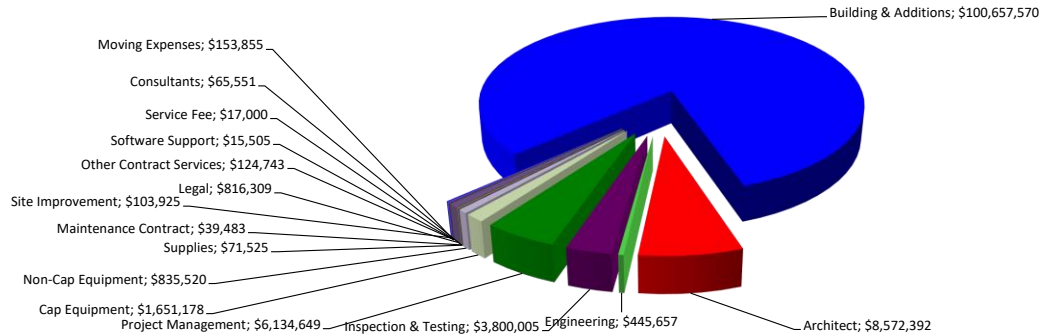
**Facility Size:**  
 Building - 116,000 sq/ft  
 Parking Structure - 450 spaces

**Status:**  
 Completed

**Architect:**  
 Clive Wilkinson Architects

**Contractor:**  
 H.B. Parkco Construction  
 Fast Track Construction

**Project Expenses to Date**





Projects	Budget	09/10 Final	10/11 Final	11/12 Final	12/13 Final	13/14 Final	14/15 Final	15/16 Final	16/17 Final	17/18 Final	18/19 Final	19/20 Final	20/21 Final	21/22 Final	22/23 Prelim	Combined Totals
<b>AA 7100060</b>																
<b>Repl. Health/PE/Fitness/Dance Building with Central Plant (104)</b>																
Consultants		\$0	\$0	\$0	\$14	\$62	\$2,304	\$184	\$0	\$0	\$0	\$0	\$0	\$0	\$0	\$2,564
Supplies		\$0	\$0	\$0	\$0	\$7,089	\$195	\$484	\$20,947	\$0	\$0	\$0	\$0	\$0	\$0	\$28,715
Legal		\$0	\$0	\$0	\$0	\$0	\$0	\$663	\$80	\$0	\$0	\$0	\$0	\$0	\$0	\$742
Software Support		\$0	\$0	\$0	\$0	\$0	\$0	\$0	\$1,209	\$0	\$0	\$0	\$0	\$0	\$0	\$1,209
Site Improvement		\$0	\$0	\$0	\$0	\$0	\$559	\$440	\$575	\$0	\$0	\$0	\$0	\$0	\$0	\$1,574
Off Campus Printing		\$0	\$0	\$0	\$0	\$0	\$2,165	\$0	\$0	\$0	\$0	\$0	\$0	\$0	\$0	\$2,165
Postage		\$0	\$0	\$0	\$0	\$0	\$1,505	\$0	\$0	\$0	\$0	\$0	\$0	\$0	\$0	\$1,505
Other Contract Services		\$120	\$38	\$112	\$32,634	\$0	\$1,019	\$581	\$0	\$2,644	\$0	\$0	\$0	\$0	\$0	\$37,147
Building & Additions		\$0	\$0	\$0	\$817	\$4,188	\$1,623	\$13,783,023	\$14,880,829	\$5,315,393	-\$148,184	\$0	\$0	\$0	\$0	\$33,837,688
Architect		\$256,076	\$1,568,564	\$1,790,207	\$518,973	\$177,583	\$364,853	\$585,900	\$373,345	\$210,312	\$108,264	\$0	\$0	\$0	\$0	\$5,954,078
Engineering		\$0	\$8,507	\$31,650	\$7,871	\$6,529	\$9,276	\$76,712	\$51,025	\$11,318	\$2,900	\$0	\$0	\$0	\$0	\$205,788
Inspection & Testing		\$36,892	\$490	\$21,150	\$1,285	\$360	\$133,756	\$846,765	\$358,724	\$60,826	\$1,330	\$0	\$0	\$0	\$0	\$1,461,579
Project Management		\$34,968	\$113,379	\$118,783	\$94,768	\$108,528	\$463,418	\$564,240	\$487,065	\$312,539	\$20,242	\$0	\$0	\$0	\$0	\$2,317,928
Cap Equipment		\$0	\$0	\$0	\$0	\$0	\$0	\$0	\$164,793	\$68,425	\$0	\$0	\$0	\$0	\$0	\$233,218
Non-Cap Equipment		\$0	\$0	\$0	\$0	\$0	\$0	\$9,015	\$0	\$206,229	\$127,078	\$0	\$0	\$0	\$0	\$342,322
<b>Total</b>		<b>\$328,056</b>	<b>\$1,690,978</b>	<b>\$1,961,901</b>	<b>\$656,362</b>	<b>\$304,338</b>	<b>\$989,689</b>	<b>\$15,858,991</b>	<b>\$16,544,820</b>	<b>\$6,108,535</b>	<b>-\$15,448</b>	<b>\$0</b>	<b>\$0</b>	<b>\$0</b>	<b>\$0</b>	<b>\$44,428,222</b>
Project Budget	\$56,240,452															
Less Other Funding	\$11,812,230															
Net	\$44,428,222															
Actual Measure AA Expenditures	\$44,428,222															
Running Balance	\$0															
* Other Funding Source:																
1) Measure S - \$11,603,383 allocated																
2) SCE \$190,847.28, Gas Co. \$18,000 received																

**Repl. Health/PE/Fitness/Dance Building with Central Plant**

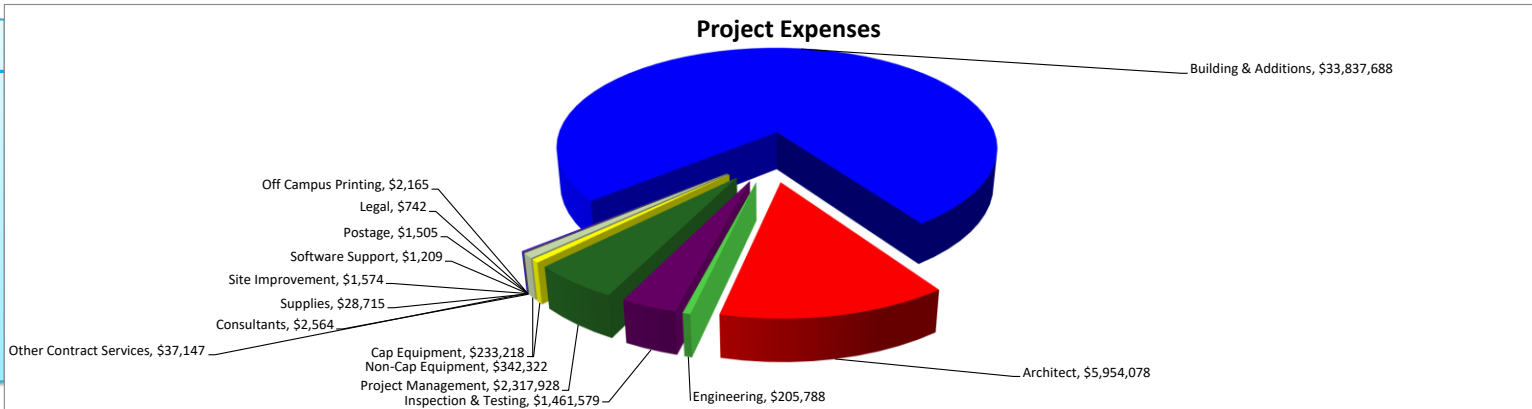
**Project Description:**  
Replacement of locker rooms, fitness center, dance studios, and new central plant

**Facility Size:**  
62,000 sq/ft

**Status:**  
Completed

**Architect:**  
Gensler Architects

**Contractor:**  
Bernards Brothers



Projects	Budget	09/10 Final	10/11 Final	11/12 Final	12/13 Final	13/14 Final	14/15 Final	15/16 Final	16/17 Final	17/18 Final	18/19 Final	19/20 Final	20/21 Final	21/22 Final	22/23	Combined Totals
<b>AA 7100065</b>																
<b>Drescher - Academic Modernization, Bookstore, Pico Promenade (105)</b>																
Legal		\$0	\$0	\$0	\$0	\$0	\$0	\$0	\$0	\$0	\$0	\$0	\$0	\$0	\$0	\$0
Other Contract Services		\$0	\$0	\$0	\$0	\$0	\$0	\$0	\$0	\$0	\$0	\$0	\$0	\$0	\$0	\$0
Site Acquisition		\$0	\$0	\$0	\$0	\$0	\$0	\$0	\$0	\$0	\$0	\$0	\$0	\$0	\$0	\$0
Inspection & Testing		\$0	\$0	\$0	\$0	\$0	\$0	\$0	\$0	\$0	\$0	\$0	\$0	\$0	\$0	\$0
Project Management		\$0	\$0	\$5,082	\$0	\$0	\$0	\$0	\$0	\$0	\$0	\$0	\$0	\$0	\$0	\$5,082
<b>Total</b>		<b>\$0</b>	<b>\$0</b>	<b>\$5,082</b>	<b>\$0</b>	<b>\$0</b>	<b>\$0</b>	<b>\$0</b>	<b>\$0</b>	<b>\$0</b>	<b>\$0</b>	<b>\$0</b>	<b>\$0</b>	<b>\$0</b>	<b>\$0</b>	<b>\$5,082</b>
Project Budget	\$13,005,082															
Less Other Funding	\$13,000,000															
Net	\$5,082															
Actual Measure AA Expenditures	\$5,082															
Running Balance	\$0															
* Other Funding Source:																
1) Measure V 13,000,000 allocated																

Projects	Budget	09/10 Final	10/11 Final	11/12 Final	12/13 Final	13/14 Final	14/15 Final	15/16 Final	16/17 Final	17/18 Final	18/19 Final	19/20 Final	20/21 Final	21/22 Final	22/23 Prelim	Combined Totals
<b>AA 7100090</b>																
<b>Replacement Math and Science Extension Building (106)</b>																
Legal		\$0	\$0	\$0	\$0	\$0	\$0	\$0	\$0	\$0	\$0	\$0	\$0	\$0	\$0	\$0
Other Contract Services		\$0	\$0	\$0	\$0	\$0	\$0	\$0	\$0	\$1,525	\$0	\$0	\$0	\$0	\$0	\$1,525
Site Acquisition		\$0	\$0	\$0	\$0	\$0	\$0	\$0	\$0	\$0	\$0	\$0	\$0	\$0	\$0	\$0
Building & Additions		\$0	\$0	\$0	\$0	\$0	\$0	\$0	\$0	\$4,796	\$0	\$0	\$0	\$0	\$0	\$4,796
Architect		\$0	\$0	\$0	\$0	\$0	\$0	\$0	\$0	\$1,787,824	-\$94,695	\$0	\$0	\$0	\$0	\$1,693,130
Engineering		\$0	\$0	\$0	\$0	\$0	\$0	\$0	\$0	\$0	\$0	\$0	\$0	\$0	\$0	\$0
Inspection & Testing		\$0	\$0	\$0	\$0	\$0	\$0	\$0	\$0	\$70,223	\$0	\$0	\$0	\$0	\$0	\$70,223
Project Management		\$0	\$0	\$0	\$0	\$4,950	\$0	\$0	\$800	\$228,760	\$0	\$0	\$0	\$0	\$0	\$234,510
<b>Total</b>		<b>\$0</b>	<b>\$0</b>	<b>\$0</b>	<b>\$0</b>	<b>\$4,950</b>	<b>\$0</b>	<b>\$0</b>	<b>\$800</b>	<b>\$2,093,128</b>	<b>-\$94,695</b>	<b>\$0</b>	<b>\$0</b>	<b>\$0</b>	<b>\$0</b>	<b>\$2,004,184</b>
Project Budget	\$124,958,336	<b>Received</b>														
Less Other Funding	\$122,714,328	<b>\$17,743,528</b>														
Net	\$2,244,008	<b>* Other Funding Source:</b>														
Actual Measure AA Expenditures	\$2,004,184	1) Measure U \$308,336 2) Measure V \$82,317,992 allocated														
Running Balance	\$239,824	3) State of California \$40,088,000 allocated														

<b>AA 7100047</b>																
<b>Madison East Wing Seismic Upgrade (107)</b>																
Supplies		\$0	\$0	\$0	\$0	\$0	\$0	\$0	\$6,197	\$0	\$0	\$0	\$0	\$0	\$0	\$6,197
Consultants		\$0	\$0	\$0	\$0	\$135	\$28	\$0	\$0	\$0	\$0	\$0	\$0	\$0	\$0	\$163
Off Campus Printing		\$0	\$0	\$0	\$0	\$0	\$285	\$0	\$0	\$0	\$0	\$0	\$0	\$0	\$0	\$285
Maintenance Contract		\$0	\$0	\$0	\$0	\$0	\$0	\$0	\$357	\$0	\$0	\$0	\$0	\$0	\$0	\$357
Legal		\$0	\$0	\$0	\$0	\$0	\$0	\$0	\$7,579	\$11,822	\$8,263	\$950	\$0	\$0	\$0	\$28,613
Software Support		\$0	\$0	\$0	\$0	\$0	\$0	\$0	\$806	\$0	\$0	\$0	\$0	\$0	\$0	\$806
Other Contract Services		\$0	\$364	\$997	\$0	\$0	\$1,328	\$711	\$0	\$0	\$0	\$0	\$0	\$0	\$0	\$3,400
Building & Additions		\$0	\$656	\$312,643	\$0	\$4,248	\$6,030,371	\$8,829,626	\$4,949,223	\$3,967,591	\$0	\$0	\$0	\$0	\$0	\$24,094,358
Architect		\$76,073	\$398,050	\$550,589	\$65,444	\$57,480	\$199,100	\$404,764	\$122,764	\$103,824	\$0	\$0	\$0	\$0	\$0	\$1,978,088
Engineering		\$0	\$0	\$10,707	\$778	\$0	\$13,792	\$33,184	\$37,491	\$90	\$0	\$0	\$0	\$0	\$0	\$96,042
Inspection & Testing		\$0	\$19,848	\$16,752	\$3,036	\$5,851	\$676,323	\$405,443	\$112,876	\$4,703	\$0	\$0	\$0	\$0	\$0	\$1,244,832
Project Management		\$5,557	\$128,878	\$112,573	\$67,447	\$118,242	\$494,874	\$481,165	\$322,379	\$31,230	\$11,286	\$0	\$0	\$0	\$0	\$1,773,629
Cap Equipment		\$0	\$0	\$30,603	\$0	\$0	\$0	\$0	\$537,627	\$0	\$0	\$0	\$0	\$0	\$0	\$568,230
Non-Cap Equipment		\$0	\$0	\$71,827	\$9,788	\$0	\$0	\$0	\$285,236	\$0	\$0	\$0	\$0	\$0	\$0	\$366,851
<b>Total</b>		<b>\$81,630</b>	<b>\$547,796</b>	<b>\$1,106,691</b>	<b>\$146,492</b>	<b>\$185,956</b>	<b>\$7,416,101</b>	<b>\$10,154,894</b>	<b>\$6,382,534</b>	<b>\$4,119,259</b>	<b>\$19,549</b>	<b>\$950</b>	<b>\$0</b>	<b>\$0</b>	<b>\$0</b>	<b>\$30,161,852</b>
Project Budget	\$30,161,852															
Less Other Funding	\$0															
Net	\$30,161,852															
Actual Measure AA Expenditures	\$30,161,852															
Running Balance	\$0															

**Madison East Wing Seismic Upgrade**

**Project Description:**  
 Replacement of east wing with a new multipurpose room and additional classrooms

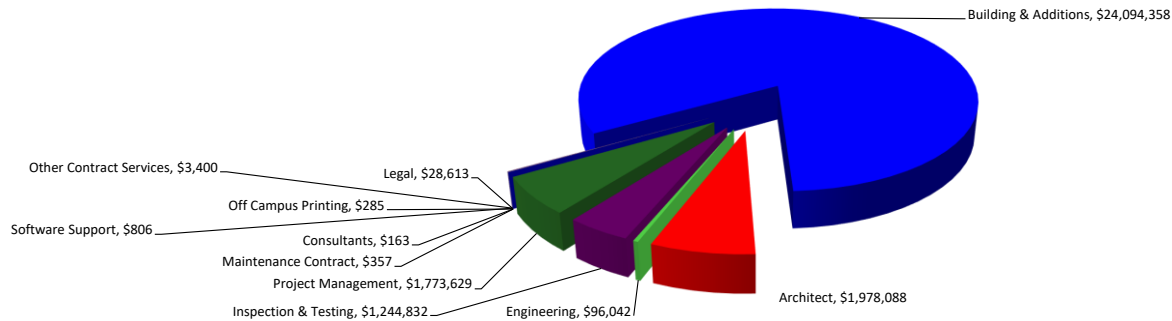
**Facility Size:**  
 20,838 sq/ft

**Status:**  
 Completed

**Architect:**  
 DLR Group WWOT

**Contractor:**

**Project Expenses**



SANTA MONICA COMMUNITY COLLEGE DISTRICT  
 MEASURE AA EXPENDITURES  
 FUND 42.4  
 As of June 30, 2023

MEASURE AA

Projects	Budget	09/10 Final	10/11 Final	11/12 Final	12/13 Final	13/14 Final	14/15 Final	15/16 Final	16/17 Final	17/18 Final	18/19 Final	19/20 Final	20/21 Final	21/22 Final	22/23 Prelim	Combined Totals
<b>AA 7100068</b>																
<b>Renovation to Corsair Stadium (108)</b>																
Other Contract Services		\$0	\$0	\$0	\$0	\$0	\$0	\$0	\$0	\$0	\$0	\$0	\$0	\$0	\$0	\$0
Building & Additions		\$0	\$0	\$0	\$0	\$0	\$0	\$0	\$0	\$0	\$0	\$0	\$0	\$0	\$0	\$0
Architect		\$0	\$30,759	\$0	\$0	\$0	\$0	\$0	\$0	\$0	\$0	\$0	\$0	\$0	\$23,000	\$53,759
Engineering		\$0	\$0	\$0	\$0	\$0	\$0	\$0	\$0	\$0	\$0	\$0	\$0	\$0	\$0	\$0
Inspection & Testing		\$0	\$0	\$0	\$0	\$0	\$0	\$0	\$0	\$0	\$0	\$0	\$0	\$0	\$0	\$0
Project Management		\$0	\$4,540	\$0	\$0	\$0	\$0	\$0	\$0	\$0	\$0	\$0	\$0	\$0	\$0	\$4,540
<b>Total</b>		<b>\$0</b>	<b>\$35,299</b>	<b>\$0</b>	<b>\$0</b>	<b>\$0</b>	<b>\$0</b>	<b>\$0</b>	<b>\$0</b>	<b>\$0</b>	<b>\$0</b>	<b>\$0</b>	<b>\$0</b>	<b>\$0</b>	<b>\$23,000</b>	<b>\$58,299</b>
Project Budget	\$1,035,299															
Less Other Funding	\$0															
Net	\$1,035,299															
Actual Measure AA Expenditures	\$58,299															
Running Balance	\$977,000															

<b>AA 7100067, 7100152, 7100155, 7100157</b>																	
<b>Business &amp; Facilities Infrastructure (111)</b>																	
Supplies		\$0	\$0	\$0	\$1,493	\$4,840	\$0	\$0	\$0	\$0	\$0	\$0	\$0	\$0	\$0	\$0	\$6,333
Service Fee		\$0	\$0	\$0	\$12,885	\$0	\$0	\$0	\$0	\$0	\$0	\$0	\$0	\$0	\$0	\$12,885	
Consultants		\$0	\$0	\$0	\$14	\$8	\$0	\$0	\$0	\$0	\$0	\$0	\$0	\$0	\$0	\$22	
Maintenance Contract		\$0	\$0	\$0	\$0	\$1,366	\$0	\$0	\$0	\$0	\$0	\$0	\$0	\$0	\$0	\$1,366	
Legal		\$0	\$0	\$75	\$0	\$0	\$0	\$1,105	\$0	\$0	\$0	\$0	\$0	\$0	\$0	\$1,180	
Software License		\$0	\$0	\$0	\$0	\$375	\$0	\$0	\$0	\$0	\$0	\$0	\$0	\$0	\$0	\$375	
Other Contract Services		\$0	\$6,289	\$6,988	\$750	\$0	\$2,209	\$0	\$0	\$0	\$0	\$0	\$0	\$0	\$0	\$16,236	
Moving Services		\$0	\$0	\$0	\$395	\$0	\$0	\$0	\$0	\$0	\$0	\$0	\$0	\$0	\$0	\$395	
Building & Additions		\$0	\$34,672	\$198,667	\$200,585	\$284,668	\$0	\$0	\$0	\$0	\$0	\$0	\$0	\$0	\$0	\$718,592	
Architect		\$0	\$0	\$80,626	\$170,132	\$37,906	\$0	\$0	\$0	\$0	\$0	\$0	\$0	\$0	\$0	\$288,664	
Engineering		\$0	\$0	\$0	\$3,705	\$9,735	\$6,840	\$0	\$0	\$0	\$0	\$0	\$0	\$0	\$0	\$20,280	
Inspection & Testing		\$0	\$0	\$8,142	\$10,938	\$10,500	\$0	\$0	\$0	\$0	\$0	\$0	\$0	\$0	\$0	\$29,580	
Project Management		\$0	\$3,073	\$154,904	\$87,291	\$139,821	\$3,571	\$0	\$0	\$0	\$0	\$0	\$0	\$0	\$0	\$388,659	
Cap Equipment		\$0	\$0	\$0	\$35,892	\$80,090	\$0	\$0	\$0	\$0	\$0	\$0	\$0	\$0	\$0	\$115,982	
Non-Cap Equipment		\$0	\$89,204	\$0	\$84,590	\$193,782	\$0	\$0	\$0	\$0	\$0	\$0	\$0	\$0	\$0	\$367,576	
<b>Total</b>		<b>\$0</b>	<b>\$133,238</b>	<b>\$449,401</b>	<b>\$608,656</b>	<b>\$763,095</b>	<b>\$12,628</b>	<b>\$1,105</b>	<b>\$0</b>	<b>\$0</b>	<b>\$0</b>	<b>\$0</b>	<b>\$0</b>	<b>\$0</b>	<b>\$0</b>	<b>\$1,968,124</b>	
Project Budget	\$1,968,124																
Less Other Funding	\$0																
Net	\$1,968,124																
Actual Measure AA Expenditures	\$1,968,124																
Running Balance	\$0																

<b>AA 7100004</b>																
<b>Master Planning, Program Management, Overhead (112)</b>																
Supplies		\$0	\$0	\$0	\$0	\$0	\$0	\$0	\$0	\$0	\$0	\$0	\$0	\$0	\$0	\$0
Architect		\$0	\$0	\$0	\$0	\$0	\$0	\$139,302	\$187,927	\$245,329	\$1,270	\$0	\$0	\$0	\$0	\$573,828
Project Management		\$0	\$0	\$0	\$0	\$76,015	\$150	\$0	\$49,170	\$135,533	\$0	\$0	\$0	\$0	\$0	\$260,868
Cap Equipment		\$0	\$0	\$0	\$0	\$0	\$0	\$0	\$0	\$0	\$0	\$0	\$0	\$0	\$0	\$0
Non-Cap Equipment		\$0	\$0	\$0	\$0	\$0	\$0	\$0	\$0	\$0	\$0	\$0	\$0	\$0	\$0	\$0
<b>Total</b>		<b>\$0</b>	<b>\$0</b>	<b>\$0</b>	<b>\$0</b>	<b>\$76,015</b>	<b>\$150</b>	<b>\$139,302</b>	<b>\$237,097</b>	<b>\$380,863</b>	<b>\$1,270</b>	<b>\$0</b>	<b>\$0</b>	<b>\$0</b>	<b>\$0</b>	<b>\$834,697</b>
Project Budget	\$834,697															
Less Other Funding	\$0															
Net	\$834,697															
Actual Measure AA Expenditures	\$834,697															
Running Balance	\$0															

SANTA MONICA COMMUNITY COLLEGE DISTRICT  
 MEASURE AA EXPENDITURES  
 FUND 42.4  
 As of June 30, 2023

MEASURE AA

Projects	Budget	09/10 Final	10/11 Final	11/12 Final	12/13 Final	13/14 Final	14/15 Final	15/16 Final	16/17 Final	17/18 Final	18/19 Final	19/20 Final	20/21 Final	21/22 Final	22/23 Prelim	Combined Totals
<b>AA 7100154</b>																
<b>Energy Efficiency Projects (113)</b>																
Legal		\$0	\$0	\$0	\$0	\$0	\$0	\$0	\$0	\$0	\$0	\$0	\$0	\$0	\$0	\$0
Other Contract Services		\$0	\$0	\$0	\$0	\$0	\$0	\$0	\$0	\$0	\$0	\$0	\$0	\$0	\$0	\$0
Building & Additions		\$0	\$0	\$189	\$2,108,853	\$990,389	-\$97,621	\$0	\$0	\$0	\$0	\$0	\$0	\$0	\$0	\$3,001,810
Architect		\$0	\$0	\$0	\$0	\$0	\$0	\$0	\$0	\$0	\$0	\$0	\$0	\$0	\$0	\$0
Engineering		\$0	\$0	\$0	\$0	\$0	\$0	\$0	\$0	\$0	\$0	\$0	\$0	\$0	\$0	\$0
Inspection & Testing		\$0	\$0	\$0	\$4,020	\$0	\$10,118	\$0	\$0	\$0	\$0	\$0	\$0	\$0	\$0	\$14,138
Project Management		\$0	\$0	\$0	\$0	\$0	\$825	\$0	\$0	\$0	\$0	\$0	\$0	\$0	\$0	\$825
Non-Cap Equipment		\$0	\$0	\$0	\$0	\$0	\$0	\$0	\$0	\$0	\$0	\$0	\$0	\$0	\$0	\$0
<b>Total</b>		<b>\$0</b>	<b>\$0</b>	<b>\$189</b>	<b>\$2,112,873</b>	<b>\$990,389</b>	<b>-\$86,678</b>	<b>\$0</b>	<b>\$0</b>	<b>\$0</b>	<b>\$0</b>	<b>\$0</b>	<b>\$0</b>	<b>\$0</b>	<b>\$0</b>	<b>\$3,016,773</b>
Project Budget	\$3,508,088															
Less Other Funding	\$491,315															
Net	\$3,016,773															
Actual Measure AA Expenditures	\$3,016,773															
Running Balance	\$0															
		* Other Funding Source:														
		1) DWP \$18,715.00 received														
		2) SCE \$446,519.77 received														
		3) Gas Co. \$26,080 received														

<b>AA 7100064</b>																
<b>Community Classroom &amp; Facility Projects (114)</b>																
Supplies		\$0	\$0	\$0	\$124	\$0	\$0	\$0	\$0	\$0	\$0	\$0	\$0	\$0	\$0	\$124
Legal		\$0	\$0	\$1,867	\$1,418	\$0	\$0	\$0	\$0	\$0	\$0	\$0	\$0	\$0	\$0	\$3,285
Other Contract Services		\$0	\$3,720	\$1,869	\$0	\$0	\$0	\$0	\$0	\$0	\$0	\$0	\$0	\$0	\$0	\$5,588
Building & Additions		\$0	\$434,578	\$1,369,441	\$408,696	-\$1,003	\$0	\$0	\$0	\$0	\$0	\$0	\$0	\$0	\$0	\$2,211,712
Architect		\$0	\$263,833	\$48,120	\$1,318	\$0	\$0	\$0	\$0	\$0	\$0	\$0	\$0	\$0	\$0	\$313,272
Engineering		\$0	\$3,220	\$3,143	\$0	\$0	\$0	\$0	\$0	\$0	\$0	\$0	\$0	\$0	\$0	\$6,363
Inspection & Testing		\$0	\$41,002	\$80,885	\$1,495	\$0	\$0	\$0	\$0	\$0	\$0	\$0	\$0	\$0	\$0	\$123,382
Project Management		\$135	\$117,247	\$143,780	\$27,570	\$0	\$0	\$0	\$0	\$0	\$0	\$0	\$0	\$0	\$0	\$288,732
Non-Cap Equipment		\$0	\$0	\$209,726	\$0	\$0	\$0	\$0	\$0	\$0	\$0	\$0	\$0	\$0	\$0	\$209,726
<b>Total</b>		<b>\$135</b>	<b>\$863,599</b>	<b>\$1,858,831</b>	<b>\$440,621</b>	<b>-\$1,003</b>	<b>\$0</b>	<b>\$0</b>	<b>\$0</b>	<b>\$0</b>	<b>\$0</b>	<b>\$0</b>	<b>\$0</b>	<b>\$0</b>	<b>\$0</b>	<b>\$3,162,183</b>
Project Budget	\$3,162,183															
Less Other Funding	\$0															
Net	\$3,162,183															
Actual Measure AA Expenditures	\$3,162,183															
Running Balance	\$0															

<b>AA 7100057</b>																
<b>Real Property Acquisition (115)</b>																
Legal		\$0	\$0	\$0	\$0	\$0	\$0	\$0	\$0	\$659	\$0	\$0	\$0	\$0	\$0	\$659
Other Contract Services		\$0	\$39	\$7,000	\$0	\$15,800	\$0	\$0	\$0	\$0	\$0	\$0	\$0	\$0	\$0	\$22,839
Site Acquisition		\$1,739,979	\$4,001,204	\$9,022,207	\$0	\$0	\$0	\$5,013,226	\$4,821,600	\$0	\$0	\$0	\$0	\$0	\$0	\$24,598,214
Inspection & Testing		\$8,689	\$7,986	\$0	\$0	\$0	\$0	\$0	\$0	\$0	\$0	\$0	\$0	\$0	\$0	\$16,674
Project Management		\$0	\$0	\$0	\$0	\$0	\$0	\$0	\$0	\$0	\$0	\$0	\$0	\$0	\$0	\$0
<b>Total</b>		<b>\$1,748,667</b>	<b>\$4,009,228</b>	<b>\$9,029,207</b>	<b>\$0</b>	<b>\$15,800</b>	<b>\$0</b>	<b>\$5,013,226</b>	<b>\$4,822,259</b>	<b>\$0</b>	<b>\$0</b>	<b>\$0</b>	<b>\$0</b>	<b>\$0</b>	<b>\$0</b>	<b>\$24,638,386</b>
Project Budget	\$24,638,386															
Less Other Funding	\$0															
Net	\$24,638,386															
Actual Measure AA Expenditures	\$24,638,386															
Running Balance	\$0															

SANTA MONICA COMMUNITY COLLEGE DISTRICT  
 MEASURE AA EXPENDITURES  
 FUND 42.4  
 As of June 30, 2023

MEASURE AA

Projects	Budget	09/10 Final	10/11 Final	11/12 Final	12/13 Final	13/14 Final	14/15 Final	15/16 Final	16/17 Final	17/18 Final	18/19 Final	19/20 Final	20/21 Final	21/22 Final	22/23 Prelim	Combined Totals
<b>AA 7100058, 7100151, 7100156, 7100059</b>																
<b>Roadways, Walkways, Grounds, Parking Lots, and Garages (116)</b>																
Supplies		\$0	\$0	\$0	\$0	\$4,616	\$0	\$0	\$0	\$0	\$0	\$0	\$0	\$0	\$0	\$4,616
Legal		\$0	\$0	\$0	\$125	\$0	\$0	\$0	\$0	\$0	\$0	\$0	\$0	\$0	\$0	\$125
Consultants		\$0	\$0	\$0	\$48,090	\$5,018	\$0	\$0	\$0	\$0	\$0	\$0	\$0	\$0	\$0	\$53,108
Other Contract Services		\$218	\$770	\$122	\$25,249	\$0	\$0	\$0	\$0	\$0	\$0	\$0	\$0	\$0	\$0	\$26,358
Building & Additions		\$185,345	\$6,731	\$113,784	\$321,603	\$975,401	\$0	\$0	\$0	\$0	\$0	\$0	\$0	\$0	\$0	\$1,602,864
Architect		\$0	\$0	\$0	\$103,569	\$19,225	\$1,240	\$0	\$0	\$0	\$0	\$0	\$0	\$0	\$0	\$124,035
Engineering		\$0	\$0	\$0	\$1,095	\$1,445	\$0	\$0	\$0	\$0	\$0	\$0	\$0	\$0	\$0	\$2,540
Inspection & Testing		\$13,380	\$7,865	\$13,553	\$20,126	\$42,865	\$0	\$0	\$0	\$0	\$0	\$0	\$0	\$0	\$0	\$97,787
Project Management		\$24,404	\$12,439	\$21,945	\$54,095	\$104,943	\$1,411	\$0	\$0	\$0	\$0	\$0	\$0	\$0	\$0	\$219,237
<b>Total</b>		<b>\$223,347</b>	<b>\$27,804</b>	<b>\$149,403</b>	<b>\$573,951</b>	<b>\$1,153,512</b>	<b>\$2,652</b>	<b>\$0</b>	<b>\$0</b>	<b>\$0</b>	<b>\$0</b>	<b>\$0</b>	<b>\$0</b>	<b>\$0</b>	<b>\$0</b>	<b>\$2,130,670</b>
Project Budget	\$7,022,417															
Less Other Funding	\$4,891,747															
Net	\$2,130,670															
Actual Measure AA Expenditures	\$2,130,670															
Running Balance	\$0															
		* Other Funding Source:														
		1) Measure S: \$3,891,747														
		2) Measure V: \$1,000,000 allocated														

<b>AA 7100069</b>																
<b>Infrastructure &amp; Technology - Technology (117)</b>																
Software		\$0	\$0	\$0	\$0	\$0	\$218	\$0	\$0	\$0	\$0	\$0	\$0	\$0	\$0	\$218
Supplies		\$0	\$0	\$13,646	\$7,587	\$0	\$16,966	\$0	\$0	\$0	\$0	\$0	\$0	\$0	\$0	\$38,200
Maintenance Contract		\$0	\$9,472	\$46,300	\$210,581	\$18,944	\$42,415	\$9,472	\$0	\$0	\$0	\$0	\$0	\$0	\$0	\$337,186
Other Contract Services		\$0	\$0	\$0	\$0	\$0	\$49,589	\$0	\$0	\$0	\$0	\$0	\$0	\$0	\$0	\$49,589
Building & Additions		\$0	\$0	\$0	\$0	\$0	\$0	\$0	\$0	\$0	\$0	\$0	\$0	\$0	\$0	\$0
Project Management		\$0	\$0	\$0	\$0	\$0	\$0	\$0	\$0	\$0	\$0	\$0	\$0	\$0	\$0	\$0
Cap Equipment		\$0	\$207,423	\$33,063	\$576,294	\$0	\$1,145,668	\$0	\$0	\$0	\$0	\$0	\$0	\$0	\$0	\$1,962,449
Non-Cap Equipment		\$0	\$0	\$42,827	\$500	\$0	\$3,447	\$0	\$0	\$0	\$0	\$0	\$0	\$0	\$0	\$46,775
<b>Total</b>		<b>\$0</b>	<b>\$216,896</b>	<b>\$135,838</b>	<b>\$794,963</b>	<b>\$18,944</b>	<b>\$1,258,304</b>	<b>\$9,472</b>	<b>\$0</b>	<b>\$0</b>	<b>\$0</b>	<b>\$0</b>	<b>\$0</b>	<b>\$0</b>	<b>\$0</b>	<b>\$2,434,417</b>
Project Budget	\$2,434,417															
Less Other Funding	\$0															
Net	\$2,434,417															
Actual Measure AA Expenditures	\$2,434,417															
Running Balance	\$0															

<b>AA 7100150</b>																
<b>Infrastructure &amp; Technology - Utility (118)</b>																
Software License		\$0	\$12,000	\$0	\$0	\$0	\$0	\$0	\$0	\$0	\$0	\$0	\$0	\$0	\$0	\$12,000
Legal		\$0	\$0	\$0	\$0	\$0	\$0	\$0	\$0	\$0	\$0	\$0	\$0	\$0	\$0	\$0
Building & Additions		\$0	\$0	\$0	\$0	\$0	\$0	\$0	\$0	\$0	\$0	\$0	\$0	\$0	\$0	\$0
Architect		\$0	\$0	\$0	\$0	\$0	\$0	\$0	\$0	\$0	\$0	\$0	\$0	\$0	\$0	\$0
Inspection & Testing		\$0	\$4,979	\$0	\$0	\$0	\$0	\$0	\$0	\$0	\$0	\$0	\$0	\$0	\$0	\$4,979
Project Management		\$0	\$3,240	\$0	\$0	\$0	\$0	\$0	\$0	\$0	\$0	\$0	\$0	\$0	\$0	\$3,240
Cap Equipment		\$0	\$0	\$7,534	\$0	\$0	\$0	\$0	\$0	\$0	\$0	\$0	\$0	\$0	\$0	\$7,534
Non-Cap Equipment		\$0	\$0	\$0	\$0	\$0	\$0	\$0	\$0	\$0	\$0	\$0	\$0	\$0	\$0	\$0
<b>Total</b>		<b>\$0</b>	<b>\$20,219</b>	<b>\$7,534</b>	<b>\$0</b>	<b>\$0</b>	<b>\$0</b>	<b>\$0</b>	<b>\$0</b>	<b>\$0</b>	<b>\$0</b>	<b>\$0</b>	<b>\$0</b>	<b>\$0</b>	<b>\$0</b>	<b>\$27,753</b>
Project Budget	\$27,753															
Less Other Funding	\$0															
Net	\$27,753															
Actual Measure AA Expenditures	\$27,753															
Running Balance	\$0															

Projects	Budget	09/10 Final	10/11 Final	11/12 Final	12/13 Final	13/14 Final	14/15 Final	15/16 Final	16/17 Final	17/18 Final	18/19 Final	19/20 Final	20/21 Final	21/22 Final	22/23 Prelim	Combined Totals
<b>AA 7100153</b>																
<b>Emergency Lighting, Fire Alarm, and Security System (119)</b>																
Supplies		\$0	\$0	\$0	\$0	\$2,348	\$0	\$0	\$2,671	\$0	\$0	\$0	\$0	\$0	\$0	\$5,020
Consultants/Legal		\$0	\$0	\$0	\$0	\$0	\$16	\$0	\$0	\$0	\$442	\$0	\$0	\$0	\$0	\$458
Telecom Fee		\$0	\$0	\$0	\$0	\$0	\$800	\$0	\$0	\$0	\$0	\$0	\$0	\$0	\$0	\$800
Maintenance Contract		\$0	\$0	\$648	\$0	\$39,700	\$0	\$2,700	\$0	\$0	\$0	\$0	\$0	\$0	\$0	\$43,048
Software Support		\$0	\$0	\$24,765	\$0	\$106,367	\$0	\$2,232	\$0	\$0	\$0	\$0	\$0	\$0	\$0	\$133,365
Other Contract Services		\$0	\$0	\$0	\$0	\$47,695	\$0	\$4,643	\$1,560	\$0	\$0	\$0	\$0	\$0	\$0	\$53,897
Building & Additions		\$0	\$0	\$0	\$0	\$110	\$2,648,866	\$4,129,145	\$1,308,230	\$763,170	\$26,375	\$79,172	\$0	\$0	\$0	\$8,955,068
Architect		\$0	\$0	\$0	\$0	\$0	\$18,925	\$0	\$0	\$5,047	\$0	\$0	\$0	\$0	\$0	\$23,972
Engineering		\$0	\$0	\$0	\$0	\$211,030	\$389,013	\$156,247	\$255,798	\$358,560	\$114,585	\$0	\$0	\$0	\$0	\$1,485,233
Inspection & Testing		\$0	\$0	\$0	\$0	\$0	\$0	\$58,831	\$4,800	\$0	\$0	\$0	\$0	\$0	\$0	\$63,631
Project Management		\$0	\$0	\$0	\$0	\$51,008	\$52,044	\$79,285	\$16,500	\$49,738	\$240	\$0	\$0	\$0	\$0	\$248,814
Cap Equipment		\$0	\$0	\$0	\$0	\$89,415	\$0	\$5,871	\$0	\$0	\$0	\$0	\$0	\$0	\$0	\$95,286
Non-Cap Equipment		\$0	\$0	\$6,087	\$0	\$392,586	\$8,348	\$0	\$0	\$0	\$0	\$0	\$0	\$0	\$0	\$407,022
<b>Total</b>		<b>\$0</b>	<b>\$0</b>	<b>\$31,500</b>	<b>\$0</b>	<b>\$940,259</b>	<b>\$3,118,012</b>	<b>\$4,438,953</b>	<b>\$1,589,560</b>	<b>\$1,176,515</b>	<b>\$141,642</b>	<b>\$79,172</b>	<b>\$0</b>	<b>\$0</b>	<b>\$0</b>	<b>\$11,515,614</b>
Project Budget	\$11,515,614															
Less Other Funding	\$0															
Net	\$11,515,614															
Actual Measure AA Expenditures	\$11,515,614															
Running Balance	\$0															

<b>AA 7100142</b>																
<b>Student Services (120)</b>																
Supplies		\$0	\$0	\$0	\$0	\$0	\$0	\$0	\$0	\$0	\$0	\$0	\$0	\$0	\$0	\$0
Consultants		\$0	\$0	\$0	\$0	\$0	\$0	\$0	\$0	\$0	\$0	\$0	\$0	\$0	\$0	\$0
Telecom Fee		\$0	\$0	\$0	\$0	\$0	\$0	\$0	\$0	\$0	\$0	\$0	\$0	\$0	\$0	\$0
Maintenance Contract		\$0	\$0	\$0	\$0	\$0	\$0	\$0	\$0	\$0	\$0	\$0	\$0	\$0	\$0	\$0
Software Support		\$0	\$0	\$0	\$0	\$0	\$0	\$0	\$0	\$0	\$0	\$0	\$0	\$0	\$0	\$0
Other Contract Services		\$0	\$0	\$0	\$0	\$0	\$0	\$0	\$0	\$0	\$0	\$0	\$0	\$0	\$0	\$0
Building & Additions		\$0	\$0	\$0	\$0	\$0	\$0	\$0	\$0	\$3,165,626	\$3,704,864	\$0	\$0	\$0	\$0	\$6,870,490
Architect		\$0	\$0	\$0	\$0	\$0	\$0	\$0	\$0	\$0	\$0	\$0	\$0	\$0	\$0	\$0
Engineering		\$0	\$0	\$0	\$0	\$0	\$0	\$0	\$0	\$0	\$0	\$0	\$0	\$0	\$0	\$0
Inspection & Testing		\$0	\$0	\$0	\$0	\$0	\$0	\$0	\$0	\$0	\$0	\$0	\$0	\$0	\$0	\$0
Project Management		\$0	\$0	\$0	\$0	\$0	\$0	\$0	\$0	\$0	\$0	\$0	\$0	\$0	\$0	\$0
Cap Equipment		\$0	\$0	\$0	\$0	\$0	\$0	\$0	\$0	\$0	\$0	\$0	\$0	\$0	\$0	\$0
Non-Cap Equipment		\$0	\$0	\$0	\$0	\$0	\$0	\$0	\$0	\$0	\$0	\$0	\$0	\$0	\$0	\$0
<b>Total</b>		<b>\$0</b>	<b>\$0</b>	<b>\$0</b>	<b>\$0</b>	<b>\$0</b>	<b>\$0</b>	<b>\$0</b>	<b>\$0</b>	<b>\$3,165,626</b>	<b>\$3,704,864</b>	<b>\$0</b>	<b>\$0</b>	<b>\$0</b>	<b>\$0</b>	<b>\$6,870,490</b>
Project Budget	\$6,870,490															
Less Other Funding	\$0															
Net	\$6,870,490															
Actual Measure AA Expenditures	\$6,870,490															
Running Balance	\$0															
* Other Funding Source:																
1) State of California \$1,321,000 received																
2) Measure U \$21,131,135, Measure S \$45,595,322, Measure V \$33,624,909 allocated																
3) Measure U, S & AA interests \$21,681,308 allocated																

<b>Cost of Issuance (121)</b>																
Cost of Issuance		\$0	\$0	\$0	\$0	\$0	\$285,000	\$0	\$213,026	\$0	\$0	\$0	\$0	\$0	\$0	\$498,026
<b>Total</b>		<b>\$0</b>	<b>\$0</b>	<b>\$0</b>	<b>\$0</b>	<b>\$0</b>	<b>\$285,000</b>	<b>\$0</b>	<b>\$213,026</b>	<b>\$0</b>	<b>\$0</b>	<b>\$0</b>	<b>\$0</b>	<b>\$0</b>	<b>\$0</b>	<b>\$498,026</b>
Project Budget	\$498,026															
Less Other Funding	\$0															
Net	\$498,026															
Actual Measure AA Expenditures	\$498,026															
Running Balance	\$0															

<b>Grand Total</b>		<b>\$4,900,734</b>	<b>\$10,935,584</b>	<b>\$17,864,407</b>	<b>\$13,113,759</b>	<b>\$30,388,248</b>	<b>\$39,049,510</b>	<b>\$60,741,756</b>	<b>\$57,313,878</b>	<b>\$52,193,046</b>	<b>\$4,326,286</b>	<b>\$908,418</b>	<b>\$126,029</b>	<b>\$440,877</b>	<b>-\$1,134,872</b>	<b>\$291,167,660</b>
--------------------	--	--------------------	---------------------	---------------------	---------------------	---------------------	---------------------	---------------------	---------------------	---------------------	--------------------	------------------	------------------	------------------	---------------------	----------------------

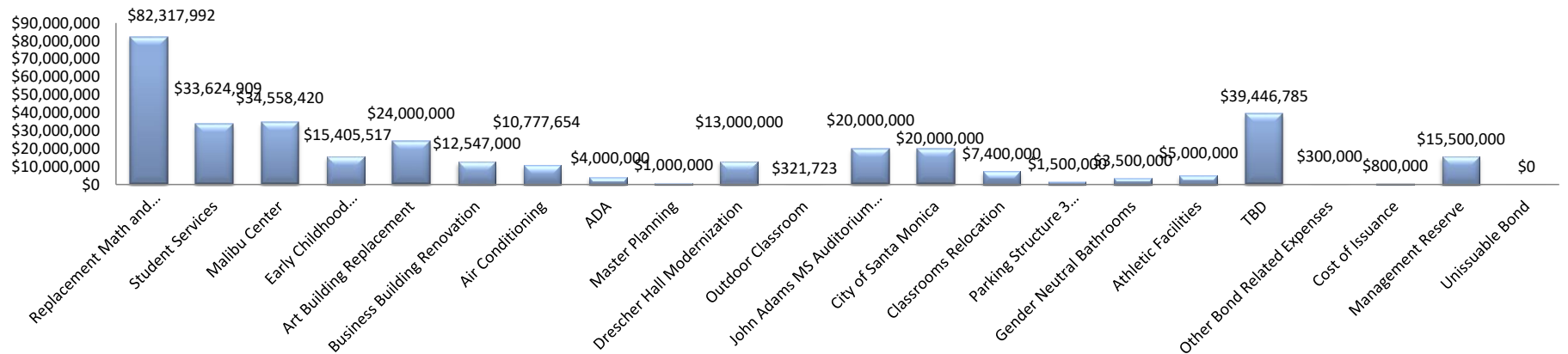
Measure AA Interest																
<b>Parking Garage and Grounds - Student Services (9)</b>																
Site Improvement		\$0														
Building & Additions		\$5,192,948														
Architect		\$0														
Engineering		\$0														
Inspection & Testing		\$0														
Project Management		\$0														
<b>Total</b>		<b>\$5,192,948</b>														
Project Budget	\$5,192,948															
Actual Measure AA Interest Expenditures	\$5,192,948															
Running Balance	\$0															

**Measure V Bond Budget**

As of June 30, 2023

	Project Name	Completion	Project Budget	Measure V Allocation	Other Funding	Measure V Expenditures as of 6/30/23	Measure V Expenditures as of 3/31/23	Measure V Expenditures Last Period	Total Measure V Remaining
101	Replacement Math and Science Extension Building	July 2024	\$124,958,336	\$82,317,992	\$42,640,344	\$47,677,035	\$52,666,542	-\$4,989,507	\$34,640,957
102	Student Services	Completed	\$130,224,164	\$33,624,909	\$96,599,255	\$24,674,746	\$24,607,893	\$66,853	\$8,950,163
103	Malibu Center	Completed	\$61,985,779	\$34,558,420	\$27,427,359	\$26,427,241	\$25,228,900	\$1,198,341	\$8,131,179
104	Early Childhood Development/Childcare	Completed	\$30,925,771	\$15,405,517	\$15,520,254	\$13,101,045	\$13,080,495	\$20,550	\$2,304,472
105	Art Building Replacement	August 2025	\$34,901,000	\$24,000,000	\$10,901,000	\$1,981,157	\$1,801,665	\$179,492	\$22,018,843
106	Business Building Renovation	December 2026	\$25,017,000	\$12,547,000	\$12,470,000	\$3,400	\$3,400	\$0	\$12,543,600
107	Air Conditioning	Completed	\$10,777,654	\$10,777,654	\$0	\$10,130,737	\$10,130,737	\$0	\$646,917
108	ADA	On-Going	\$4,000,000	\$4,000,000	\$0	\$0	\$0	\$0	\$4,000,000
109	Master Planning	December 2023	\$1,000,000	\$1,000,000	\$0	\$746,558	\$746,558	\$0	\$253,442
110	Drescher Hall Modernization	On-Going	\$13,005,082	\$13,000,000	\$5,082	\$0	\$0	\$0	\$13,000,000
111	Outdoor Classroom	On-Going	\$321,723	\$321,723	\$0	\$321,723	\$321,723	\$0	\$0
112	John Adams MS Auditorium (SMMUSD)	Completed	\$20,000,000	\$20,000,000	\$0	\$20,000,000	\$20,000,000	\$0	\$0
113	City of Santa Monica	On-Going	\$20,000,000	\$20,000,000	\$0	\$0	\$0	\$0	\$20,000,000
114	Classrooms Relocation	Completed	\$7,400,000	\$7,400,000	\$0	\$7,286,719	\$7,286,719	\$0	\$113,281
124	Parking Structure 3 Improvement Project	June 2024	\$1,500,000	\$1,500,000	\$0	\$26,280	\$6,866	\$19,414	\$1,473,720
125	Gender Neutral Bathrooms	June 2025	\$3,500,000	\$3,500,000	\$0	\$34,299	\$0	\$34,299	\$3,465,701
126	Athletic Facilities	June 2026	\$5,000,000	\$5,000,000	\$0	\$6,755	\$1,735	\$5,020	\$4,993,245
115	TBD	On-Going	\$39,446,785	\$39,446,785	\$0	\$0	\$0	\$0	\$39,446,785
120	Other Bond Related Expenses	On-Going	\$300,000	\$300,000	\$0	\$244,553	\$244,554	-\$1	\$55,447
121	Cost of Issuance	On-Going	\$800,000	\$800,000	\$0	\$744,152	\$744,152	\$0	\$55,848
122	Management Reserve	On-Going	\$15,500,000	\$15,500,000	\$0	\$0	\$0	\$0	\$15,500,000
123	Unissuable Bond	On-Going	\$0	\$0	\$0	\$0	\$0	\$0	\$0
<b>Project Totals</b>			<b>\$550,563,294</b>	<b>\$345,000,000</b>	<b>\$205,563,294</b>	<b>\$153,406,400</b>	<b>\$156,871,939</b>	<b>-\$3,465,539</b>	<b>\$191,593,600</b>

**Measure V Allocation**



SANTA MONICA COMMUNITY COLLEGE DISTRICT  
**Measure V Bond Budget History**  
as of June 30, 2023

MEASURE V

	Project Name	Completion	Preliminary Measure V Budget	Measure V Budget as of 3/31/23	Measure V Budget as of 6/30/23	Variance	Measure V Remaining as of 6/30/23
101	Replacement Math and Science Extension Building	July 2024	\$82,317,992	\$82,317,992	\$82,317,992	\$0	\$34,640,957
102	Student Services	<b>Completed</b>	\$21,130,252	\$33,624,909	\$33,624,909	\$0	\$8,950,163
103	Malibu Center	<b>Completed</b>	\$25,000,000	\$34,558,420	\$34,558,420	\$0	\$8,131,179
104	Early Childhood Development/Childcare	<b>Completed</b>	\$15,405,517	\$15,405,517	\$15,405,517	\$0	\$2,304,472
105	Art Building Replacement	August 2025	\$24,000,000	\$24,000,000	\$24,000,000	\$0	\$22,018,843
106	Business Building Renovation	December 2026	\$12,547,000	\$12,547,000	\$12,547,000	\$0	\$12,543,600
107	Air Conditioning	<b>Completed</b>	\$10,777,654	\$10,777,654	\$10,777,654	\$0	\$646,917
108	ADA	On-Going	\$4,000,000	\$4,000,000	\$4,000,000	\$0	\$4,000,000
109	Master Planning	December 2023	\$450,000	\$1,000,000	\$1,000,000	\$0	\$253,442
110	Drescher Hall Modernization	On-Going	\$13,000,000	\$13,000,000	\$13,000,000	\$0	\$13,000,000
111	Outdoor Classroom	On-Going	\$10,000,000	\$321,723	\$321,723	\$0	\$0
112	John Adams MS Auditorium (SMMUSD)	<b>Completed</b>	\$20,000,000	\$20,000,000	\$20,000,000	\$0	\$0
113	City of Santa Monica	On-Going	\$20,000,000	\$20,000,000	\$20,000,000	\$0	\$20,000,000
114	Classrooms Relocation	<b>Completed</b>	\$0	\$7,400,000	\$7,400,000	\$0	\$113,281
124	Parking Structure 3 Improvement Project	June 2024	\$0	\$1,500,000	\$1,500,000	\$0	\$1,473,720
125	Gender Neutral Bathrooms	June 2025	\$0	\$3,500,000	\$3,500,000	\$0	\$3,465,701
126	Athletic Facilities	June 2026	\$0	\$5,000,000	\$5,000,000	\$0	\$4,993,245
115	TBD	On-Going	\$57,271,585	\$39,446,785	\$39,446,785	\$0	\$39,446,785
120	Other Bond Related Expenses	On-Going	\$300,000	\$300,000	\$300,000	\$0	\$55,447
121	Cost of Issuance	On-Going	\$800,000	\$800,000	\$800,000	\$0	\$55,848
122	Management Reserve	On-Going	\$28,000,000	\$15,500,000	\$15,500,000	\$0	\$15,500,000
123	Unissuable Bond	On-Going	\$0	\$0	\$0	\$0	\$0
	<b>Project Totals</b>		<b>\$345,000,000</b>	<b>\$345,000,000</b>	<b>\$345,000,000</b>	<b>\$0</b>	<b>\$191,593,600</b>



SANTA MONICA COMMUNITY COLLEGE DISTRICT  
**Measure V Project Schedule**  
 As of June 30, 2023

**MEASURE V**

	Project Name	Completion	2020	2021	2022	2023	2024	2025	2026
101	Replacement Math and Science Extension Building	July 2024							
102	Student Services	<b>Completed</b>							
103	Malibu Center	<b>Completed</b>							
104	Early Childhood Development/Childcare	<b>Completed</b>							
105	Art Building Replacement	August 2025							
106	Business Building Renovation	December 2026							
107	Air Conditioning	<b>Completed</b>							
108	ADA	On-Going							
109	Master Planning	December 2023							
110	Drescher Hall Modernization	On-Going							
111	Outdoor Classroom	On-Going							
112	John Adams SMMUSD	<b>Completed</b>							
113	City of Santa Monica	On-Going							
114	Classrooms Relocation	<b>Completed</b>							
124	Parking Structure 3 Improvement Project	June 2024							
125	Gender Neutral Bathrooms	June 2025							
126	Athletic Facilities	June 2026							
115	TBD	On-Going							
120	Other Bond Related Expenses	On-Going							
121	Cost of Issuance	On-Going							
122	Management Reserve	On-Going							
123	Unissuable Bond	On-Going							

In Planning In Construction

SANTA MONICA COMMUNITY COLLEGE DISTRICT  
MEASURE V EXPENDITURES  
FUND 42.5  
As of June 30, 2023

MEASURE V

Projects	Budget	17/18 Final	18/19 Final	19/20 Final	20/21 Final	21/22 Final	22/23 Prelim	Combined Totals
<i>V 710090</i>								
<b>Replacement Math and Science Extension Building (101)</b>								
Legal		\$0	\$0	\$0	\$0	\$0	\$0	\$0
Other Contract Services		\$0	\$0	\$0	\$0	\$0	\$0	\$0
Moving Services		\$0	\$0	\$67,242	\$0	\$0	\$0	\$67,242
Building & Additions		\$675	\$12,987	\$2,633	\$3,697,529	\$13,243,628	\$21,627,247	\$38,584,700
Architect		\$2,047,911	\$14,446	\$229,267	\$653,770	\$552,565	\$647,294	\$4,145,254
Engineering		\$0	\$0	\$19,622	\$6,966	\$10,940	\$0	\$37,529
Inspection & Testing		\$30,804	\$44,077	\$60,666	\$225,542	\$919,688	\$586,000	\$1,866,776
Project Management		\$130,874	\$617,805	\$347,350	\$474,483	\$866,097	\$448,495	\$2,885,104
Cap Equipment		\$0	\$0	\$0	\$0	\$0	\$0	\$0
Non-Cap Equipment		\$0	\$0	\$0	\$0	\$0	\$90,431	\$90,431
<b>Total</b>		<b>\$2,210,264</b>	<b>\$689,315</b>	<b>\$726,781</b>	<b>\$5,058,290</b>	<b>\$15,592,919</b>	<b>\$23,399,468</b>	<b>\$47,677,035</b>
Project Budget	\$124,958,336	<b>Received</b>						
Less Other Funding	\$42,640,344	\$17,711,872	<b>* Other Funding Source:</b>					
Net	\$82,317,992	1) Measure U \$308,336 2) Measure AA \$2,244,008 allocated						
Actual Measure V Expenditures	\$47,677,035	3) State of California \$40,088,000 allocated						
Running Balance	\$34,640,957							

<i>V 7100142</i>								
<b>Student Services Building (102)</b>								
Supplies		\$0	\$71,445	\$38,162	\$0	\$0	\$0	\$109,607
Other Contract Services		\$0	\$0	\$59,784	\$6,935	\$0	\$0	\$66,719
Consultants		\$0	\$0	\$687	\$0	\$0	\$0	\$687
Software Support		\$0	\$189,120	\$0	\$0	\$0	\$0	\$189,120
Moving Services		\$0	\$55,062	\$9,056	\$0	\$0	\$0	\$64,118
Building & Additions		\$0	\$12,355,060	\$4,201,966	\$355,441	\$0	\$46,749	\$16,959,216
Architect		\$0	\$419,829	\$530,797	\$186,296	\$27,836	\$12,649	\$1,177,407
Engineering		\$0	\$140,458	\$67,481	\$0	\$0	\$0	\$207,939
Inspection & Testing		\$55,202	\$296,732	\$131,128	\$21,146	\$0	\$7,150	\$511,358
Project Management		\$0	\$900,333	\$219,425	\$85,310	\$13,020	\$0	\$1,218,088
Cap Equipment		\$0	\$1,565,928	\$90,915	\$0	\$0	\$0	\$1,656,844
Non-Cap Equipment		\$0	\$2,279,541	\$196,313	\$37,790	\$0	\$0	\$2,513,644
<b>Total</b>		<b>\$55,202</b>	<b>\$18,273,508</b>	<b>\$5,545,714</b>	<b>\$692,918</b>	<b>\$40,856</b>	<b>\$66,548</b>	<b>\$24,674,746</b>
Project Budget	\$130,224,164	<b>* Other Funding Source:</b>						
Less Other Funding	\$96,599,255	1) State of California \$1,321,000 received						
Net	\$33,624,909	2) Measure U \$21,131,135 3) Measure S 45,595,322						
Actual Measure V Expenditures	\$24,674,746	4) Measure AA \$6,870,490 allocated						
Running Balance	\$8,950,163	5) Measure U, S & AA interests \$21,681,308 allocated						

SANTA MONICA COMMUNITY COLLEGE DISTRICT  
 MEASURE V EXPENDITURES  
 FUND 42.5  
 As of June 30, 2023

MEASURE V

Projects	Budget	17/18 Final	18/19 Final	19/20 Final	20/21 Final	21/22 Final	22/23 Prelim	Combined Totals
<i>V 7100015</i>								
<b>Malibu Site Acquisition and Center (103)</b>								
Supplies		\$0	\$0	\$0	\$0	\$0	\$11,134	\$11,134
Software Support		\$0	\$0	\$0	\$0	\$0	\$8,281	\$8,281
Legal		\$0	\$0	\$0	\$0	\$0	\$131,244	\$131,244
Other Contract Services		\$0	\$0	\$2,713	\$38,163	\$0	\$136,245	\$177,121
Consultants		\$0	\$0	\$0	\$0	\$0	\$38,267	\$38,267
Moving Services		\$0	\$0	\$0	\$0	\$0	\$23,871	\$23,871
Building & Additions		\$0	\$0	\$2,642,861	\$3,388,666	\$8,734,478	\$6,768,448	\$21,534,453
Architect		\$0	\$0	\$0	\$155,448	\$493,355	\$224,867	\$873,670
Engineering		\$0	\$0	\$8,482	\$0	\$15,268	\$8,641	\$32,392
Inspection & Testing		\$0	\$0	\$51,754	\$633,723	\$511,002	\$156,883	\$1,353,361
Project Management		\$0	\$0	\$49,588	\$581,175	\$626,405	\$378,160	\$1,635,328
Cap Equipment		\$0	\$0	\$0	\$0	\$0	\$60,513	\$60,513
Non-Cap Equipment		\$0	\$0	\$0	\$0	\$12,015	\$535,594	\$547,608
<b>Total</b>		<b>\$0</b>	<b>\$0</b>	<b>\$2,755,398</b>	<b>\$4,797,174</b>	<b>\$10,392,522</b>	<b>\$8,482,146</b>	<b>\$26,427,241</b>
Project Budget	\$61,985,779							
Less Other Funding	\$27,427,359							
Net	\$34,558,420							
Actual Measure V Expenditures	\$26,427,241							
Running Balance	\$8,131,179							
		<b>* Other Funding Source:</b> 1) Measure S \$25,132,568 2) Interest Allocated \$2,294,791						

<i>V 7100104</i>								
<b>Early Childhood Development/Childcare (104)</b>								
Supplies		\$0	\$0	\$35,150	\$5,332	-\$500	-\$96	\$39,886
Other Contract Services		\$0	\$0	\$35,344	\$15,128	\$0	\$0	\$50,472
Consultants		\$0	\$0	\$16	\$0	\$0	\$0	\$16
Software Support		\$0	\$0	\$6,158	\$0	\$5,677	\$5,677	\$17,513
Legal		\$0	\$0	\$96	\$0	\$0	\$0	\$96
Building & Additions		\$0	\$0	\$8,879,770	\$1,603,432	\$0	\$73,242	\$10,556,444
Architect		\$0	\$0	\$262,660	\$275,924	\$105,158	\$27,612	\$671,354
Engineering		\$0	\$0	\$19,448	\$0	\$15,550	\$3,149	\$38,146
Inspection & Testing		\$0	\$0	\$349,661	\$135,767	\$3,700	\$13,249	\$502,377
Project Management		\$0	\$0	\$384,279	\$384,714	\$2,144	\$0	\$771,137
Cap Equipment		\$0	\$0	\$32,448	\$0	\$0	\$0	\$32,448
Non-Cap Equipment		\$0	\$0	\$328,242	\$92,913	\$0	\$0	\$421,155
<b>Total</b>		<b>\$0</b>	<b>\$0</b>	<b>\$10,333,272</b>	<b>\$2,513,210</b>	<b>\$131,730</b>	<b>\$122,833</b>	<b>\$13,101,045</b>
Project Budget	\$30,925,771	<i>Received</i>						
Less Other Funding	\$15,520,254	\$6,661,598						
Net	\$15,405,517							
Actual Measure V Expenditures	\$13,101,045							
Running Balance	\$2,304,472							
		<b>* Other Funding Source:</b> 1) City of Santa Monica \$6,661,598 committed 2) Measure S \$8,858,656 allocated						

SANTA MONICA COMMUNITY COLLEGE DISTRICT  
MEASURE V EXPENDITURES  
FUND 42.5  
As of June 30, 2023

MEASURE V

Projects	Budget	17/18 Final	18/19 Final	19/20 Final	20/21 Final	21/22 Final	22/23 Prelim	Combined Totals
<i>V 7100240</i>								
<b>Art Complex (105)</b>								
Legal		\$0	\$0	\$14,811	\$0	\$0	\$8,328	\$23,139
Other Contract Services		\$0	\$0	\$0	\$0	\$0	\$0	\$0
Consultants		\$0	\$0	\$20,991	\$40,710	\$1,344	\$0	\$63,045
Moving Services		\$0	\$0	\$0	\$0	\$0	\$0	\$0
Building & Additions		\$184	\$407,369	\$3,040	\$0	\$1,791	\$108,812	\$521,012
Architect		\$0	\$0	\$39,542	\$569,178	\$28,572	\$69,190	\$706,482
Engineering		\$0	\$0	\$0	\$0	\$40,750	\$0	\$40,750
Inspection & Testing		\$0	\$35,495	\$25,052	\$43,653	\$45,227	\$6,352	\$155,779
Project Management		\$0	\$1,600	\$85,708	\$85,978	\$184,706	\$112,775	\$470,767
Cap Equipment		\$0	\$0	\$0	\$0	\$0	\$0	\$0
Non-Cap Equipment		\$0	\$0	\$0	\$0	\$0	\$0	\$0
<b>Total</b>		<b>\$184</b>	<b>\$444,464</b>	<b>\$189,143</b>	<b>\$739,518</b>	<b>\$302,390</b>	<b>\$305,457</b>	<b>\$1,981,157</b>
Project Budget	\$34,901,000	<i>Received</i>						
Less Other Funding	\$10,901,000	\$506,957						
Net	\$24,000,000	<u>* Other Funding Source:</u> 1) State of California \$10,901,000 pending						
Actual Measure V Expenditures	\$1,981,157							
Running Balance	\$22,018,843							
<i>V 7100243</i>								
<b>Business Building Replacement (106)</b>								
Legal		\$0	\$0	\$0	\$0	\$0	\$0	\$0
Other Contract Services		\$0	\$0	\$0	\$0	\$0	\$0	\$0
Consultants		\$0	\$0	\$0	\$0	\$0	\$0	\$0
Moving Services		\$0	\$0	\$0	\$0	\$0	\$0	\$0
Building & Additions		\$0	\$0	\$0	\$0	\$0	\$0	\$0
Architect		\$0	\$0	\$0	\$0	\$0	\$0	\$0
Engineering		\$0	\$0	\$0	\$0	\$0	\$0	\$0
Inspection & Testing		\$0	\$0	\$0	\$0	\$0	\$0	\$0
Project Management		\$0	\$0	\$3,400	\$0	\$0	\$0	\$3,400
Cap Equipment		\$0	\$0	\$0	\$0	\$0	\$0	\$0
Non-Cap Equipment		\$0	\$0	\$0	\$0	\$0	\$0	\$0
<b>Total</b>		<b>\$0</b>	<b>\$0</b>	<b>\$3,400</b>	<b>\$0</b>	<b>\$0</b>	<b>\$0</b>	<b>\$3,400</b>
Project Budget	\$25,017,000	<u>* Other Funding Source:</u> 1) State Funding \$12,470,000						
Less Other Funding	\$12,470,000							
Net	\$12,547,000							
Actual Measure V Expenditures	\$3,400							
Running Balance	\$12,543,600							

SANTA MONICA COMMUNITY COLLEGE DISTRICT  
 MEASURE V EXPENDITURES  
 FUND 42.5  
 As of June 30, 2023

MEASURE V

Projects	Budget	17/18 Final	18/19 Final	19/20 Final	20/21 Final	21/22 Final	22/23 Prelim	Combined Totals
<i>V 7100188</i>								
<b>Air Conditioning (107)</b>								
Other Contract Services		\$0	\$0	\$0	\$0	\$0	\$0	\$0
Consultants		\$0	\$0	\$0	\$0	\$0	\$0	\$0
Building & Additions		\$0	\$0	\$2,451	\$7,537,201	\$733,457	\$0	\$8,273,110
Architect		\$0	\$79,000	\$0	\$0	\$39,872	\$3,280	\$122,152
Engineering		\$417,960	\$217,966	\$26,992	\$81,868	\$109,823	\$3,375	\$857,984
Inspection & Testing		\$0	\$54,810	\$776	\$253,936	\$125,639	\$0	\$435,160
Project Management		\$4,370	\$4,570	\$35,700	\$365,350	\$32,340	\$0	\$442,330
<b>Total</b>		<b>\$422,330</b>	<b>\$356,346</b>	<b>\$65,919</b>	<b>\$8,238,355</b>	<b>\$1,041,132</b>	<b>\$6,655</b>	<b>\$10,130,737</b>
Project Budget	\$10,777,654							
Less Other Funding	\$0							
Net	\$10,777,654							
Actual Measure V Expenditures	\$10,130,737							
Running Balance	\$646,917							

<i>V 7100004</i>								
<b>Master Plan (109)</b>								
Other Contract Services		\$0	\$0	\$0	\$0	\$0	\$0	\$0
Consultants		\$0	\$0	\$0	\$0	\$48,000	\$0	\$48,000
Advertising		\$0	\$641	\$0	\$0	\$0	\$0	\$641
Architect		\$0	\$112,073	\$528,182	\$37,861	\$0	\$14,900	\$693,016
Engineering		\$0	\$0	\$0	\$0	\$0	\$0	\$0
Inspection & Testing		\$0	\$0	\$0	\$0	\$0	\$0	\$0
Project Management		\$0	\$3,800	\$1,100	\$0	\$0	\$0	\$4,900
<b>Total</b>		<b>\$0</b>	<b>\$116,515</b>	<b>\$529,282</b>	<b>\$37,861</b>	<b>\$48,000</b>	<b>\$14,900</b>	<b>\$746,558</b>
Project Budget	\$1,000,000							
Less Other Funding	\$0							
Net	\$1,000,000							
Actual Measure V Expenditures	\$746,558							
Running Balance	\$253,442							

<i>V 7100237</i>								
<b>Outdoor Classroom (111)</b>								
Other Contract Services		\$0	\$0	\$0	\$0	\$0	\$0	\$0
Building & Additions		\$0	\$0	\$0	\$0	\$0	\$0	\$0
Architect		\$100,000	\$102,023	\$102,495	\$0	\$0	\$0	\$304,518
Engineering		\$0	\$0	\$0	\$0	\$0	\$0	\$0
Inspection & Testing		\$0	\$0	\$0	\$0	\$0	\$0	\$0
Project Management		\$0	\$17,205	\$0	\$0	\$0	\$0	\$17,205
<b>Total</b>		<b>\$100,000</b>	<b>\$119,228</b>	<b>\$102,495</b>	<b>\$0</b>	<b>\$0</b>	<b>\$0</b>	<b>\$321,723</b>
Project Budget	\$321,723							
Less Other Funding	\$0							
Net	\$321,723							
Actual Measure V Expenditures	\$321,723							
Running Balance	\$0							

SANTA MONICA COMMUNITY COLLEGE DISTRICT  
 MEASURE V EXPENDITURES  
 FUND 42.5  
 As of June 30, 2023

MEASURE V

Projects	Budget	17/18 Final	18/19 Final	19/20 Final	20/21 Final	21/22 Final	22/23 Prelim	Combined Totals
<i>V 7100268</i>								
<b>Parking Structure 3 Imp Project (124)</b>								
Other Contract Services		\$0	\$0	\$0	\$0	\$0	\$0	\$0
Building & Additions		\$0	\$0	\$0	\$0	\$0	\$0	\$0
Architect		\$0	\$0	\$0	\$0	\$0	\$26,282	\$26,282
Engineering		\$0	\$0	\$0	\$0	\$0	\$0	\$0
Inspection & Testing		\$0	\$0	\$0	\$0	\$0	\$0	\$0
Project Management		\$0	\$0	\$0	\$0	\$0	\$0	\$0
<b>Total</b>		<b>\$0</b>	<b>\$0</b>	<b>\$0</b>	<b>\$0</b>	<b>\$0</b>	<b>\$26,282</b>	<b>\$26,282</b>
Project Budget	\$1,500,000							
Less Other Funding	\$0							
Net	\$1,500,000							
Actual Measure V Expenditures	\$26,282							
Running Balance	\$1,473,718							
<i>V 7100270</i>								
<b>Gender Neutral Bathroom Project (125)</b>								
Other Contract Services		\$0	\$0	\$0	\$0	\$0	\$0	\$0
Building & Additions		\$0	\$0	\$0	\$0	\$0	\$0	\$0
Architect		\$0	\$0	\$0	\$0	\$0	\$20,809	\$20,809
Engineering		\$0	\$0	\$0	\$0	\$0	\$0	\$0
Inspection & Testing		\$0	\$0	\$0	\$0	\$0	\$13,490	\$13,490
Project Management		\$0	\$0	\$0	\$0	\$0	\$0	\$0
<b>Total</b>		<b>\$0</b>	<b>\$0</b>	<b>\$0</b>	<b>\$0</b>	<b>\$0</b>	<b>\$34,299</b>	<b>\$34,299</b>
Project Budget	\$3,500,000							
Less Other Funding	\$0							
Net	\$3,500,000							
Actual Measure V Expenditures	\$34,299							
Running Balance	\$3,465,701							
<i>V 7100271</i>								
<b>Athletic Facilities (126)</b>								
Legal		\$0	\$0	\$0	\$0	\$0	\$6,755	\$6,755
Other Contract Services		\$0	\$0	\$0	\$0	\$0	\$0	\$0
Building & Additions		\$0	\$0	\$0	\$0	\$0	\$0	\$0
Architect		\$0	\$0	\$0	\$0	\$0	\$0	\$0
Engineering		\$0	\$0	\$0	\$0	\$0	\$0	\$0
Inspection & Testing		\$0	\$0	\$0	\$0	\$0	\$0	\$0
Project Management		\$0	\$0	\$0	\$0	\$0	\$0	\$0
<b>Total</b>		<b>\$0</b>	<b>\$0</b>	<b>\$0</b>	<b>\$0</b>	<b>\$0</b>	<b>\$6,755</b>	<b>\$6,755</b>
Project Budget	\$5,000,000							
Less Other Funding	\$0							
Net	\$5,000,000							
Actual Measure V Expenditures	\$6,755							
Running Balance	\$4,993,245							

SANTA MONICA COMMUNITY COLLEGE DISTRICT  
 MEASURE V EXPENDITURES  
 FUND 42.5  
 As of June 30, 2023

MEASURE V

Projects	Budget	17/18 Final	18/19 Final	19/20 Final	20/21 Final	21/22 Final	22/23 Prelim	Combined Totals
<b>V 7100243</b>								
<b>Classrooms Relocation (114)</b>								
Supplies		\$0	\$0	\$0	\$0	\$11,963	\$0	\$11,963
Other Contract Services		\$0	\$0	\$0	\$0	\$0	\$0	\$0
Building & Additions		\$0	\$3,467	\$5,709,329	\$391,967	\$0	\$0	\$6,104,763
Supplies		\$0	\$0	\$4,982	\$0	\$0	\$0	\$4,982
Architect		\$0	\$184,434	\$78,179	\$92,082	\$0	\$0	\$354,695
Engineering		\$0	\$0	\$0	\$0	\$0	\$0	\$0
Inspection & Testing		\$0	\$16,795	\$115,194	\$25,996	\$0	\$0	\$157,985
Project Management		\$0	\$61,520	\$476,831	\$55,650	\$0	\$0	\$594,001
Non-Cap Equipment		\$0	\$0	\$58,331	\$0	\$0	\$0	\$58,331
<b>Total</b>		<b>\$0</b>	<b>\$266,216</b>	<b>\$6,442,846</b>	<b>\$565,695</b>	<b>\$11,963</b>	<b>\$0</b>	<b>\$7,286,719</b>
Project Budget	\$7,400,000							
Less Other Funding	\$0							
Net	\$7,400,000							
Actual Measure V Expenditures	\$7,286,719							
Running Balance	\$113,281							

<b>V 7100255</b>								
<b>John Adams MS Auditorium - SMMUSD (112)</b>								
Building and Additions		\$0	\$0	\$0	\$15,000,000	\$5,000,000	\$0	\$20,000,000
<b>Total</b>		<b>\$0</b>	<b>\$0</b>	<b>\$0</b>	<b>\$15,000,000</b>	<b>\$5,000,000</b>	<b>\$0</b>	<b>\$20,000,000</b>
Project Budget	\$20,000,000							
Less Other Funding	\$0							
Net	\$20,000,000							
Actual Measure V Expenditures	\$20,000,000							
Running Balance	\$0							

SANTA MONICA COMMUNITY COLLEGE DISTRICT  
 MEASURE V EXPENDITURES  
 FUND 42.5  
 As of June 30, 2023

MEASURE V

Projects	Budget	17/18 Final	18/19 Final	19/20 Final	20/21 Final	21/22 Final	22/23 Prelim	Combined Totals
<i>S7100048</i>								
<b>Other Bond Related Expenses (116)</b>								
Consultants		\$0	\$0	\$0	\$0	\$0	\$0	\$0
Lease/Rental		\$0	\$13,590	\$18,171	\$6,814	\$0	\$0	\$38,576
Supplies		\$0	\$0	\$0	\$0	\$0	\$0	\$0
Legal		\$0	\$0	\$0	\$0	\$0	\$0	\$0
Software License		\$0	\$0	\$0	\$0	\$0	\$0	\$0
Advertising		\$0	\$0	\$0	\$770	\$900	\$0	\$1,670
Other Contract Services		\$0	\$0	\$0	\$0	\$0	\$0	\$0
Building & Additions		\$184	\$191,065	\$0	\$0	\$0	\$0	\$191,249
Inspection & Testing		\$0	\$13,060	\$0	\$0	\$0	\$0	\$13,060
Project Management		\$0	\$0	\$0	\$0	\$0	\$0	\$0
Cap Equipment		\$0	\$0	\$0	\$0	\$0	\$0	\$0
Non-Cap Equipment		\$0	\$0	\$0	\$0	\$0	\$0	\$0
<b>Total</b>		<b>\$184</b>	<b>\$217,715</b>	<b>\$18,171</b>	<b>\$7,584</b>	<b>\$900</b>	<b>\$0</b>	<b>\$244,554</b>
Project Budget	\$300,000							
Less Other Funding	\$0							
Net	\$300,000							
Actual Measure V Expenditures	\$244,554							
Running Balance	\$55,446							

<b>Cost of Issuance (117)</b>								
Cost of Issuance		\$291,277	\$0	\$0	\$0	\$452,875	\$0	\$744,152
<b>Total</b>		<b>\$291,277</b>	<b>\$0</b>	<b>\$0</b>	<b>\$0</b>	<b>\$452,875</b>	<b>\$0</b>	<b>\$744,152</b>
Project Budget	\$800,000							
Less Other Funding	\$0							
Net	\$800,000							
Actual Measure V Expenditures	\$744,152							
Running Balance	\$55,848							

<b>Grand Total</b>		<b>\$3,079,439</b>	<b>\$20,483,307</b>	<b>\$26,712,421</b>	<b>\$37,650,605</b>	<b>\$33,015,286</b>	<b>\$32,465,342</b>	<b>\$153,406,400</b>
--------------------	--	--------------------	---------------------	---------------------	---------------------	---------------------	---------------------	----------------------



**SMC Bond Program  
(Measure AA and V)  
Bond Contractor List as of 6-30-2023**

---

**Student Services (Measure U #0, Measure S #9, Measure AA #120, Measure V #102):**

---

Architect – Steinberg Architects, Morris Architects, SVA Architects  
Contractor – Minco, Bernards Brothers, Spinitar, **Nazerian**  
Engineering – IVA, Cogent Energy Engineering, XL Fire  
Inspection & Testing – Geo Labs, BTC Labs - Vertical V, Peak Survey, LPI  
Rango Inc., Twining, AGE  
Project Management – LPI, YNL, Vanir

**Replacement Health/PE/Fitness/Dance Building (Measure S #4, Measure AA #104):**

---

Architect – Gensler Architects  
Contractor – Bernards Brothers  
Engineering – IVA, Glumac  
Inspection & Testing – GeoLabs, Ellis Environmental, Twining, Rango  
Inspection, AGE  
Project Management – LPI

**Early Childhood Development (Measure S #5, Measure V #104):**

---

Architect – Carde Ten Architects, SVA Architects  
Consultant – Child Educational Center  
Contractor – The Nazerian Group  
Engineering – Jacobs  
Inspection & Testing – Geo Labs, Rango Inspection, Twining  
Project Management – LPI, Vanir, YNL

**Malibu Site (Measure S #6, Measure AA #110, Measure V #103):**

---

Architect – Quatro Design Group  
Contractor – Master Contracting, Icon West  
Consultant – m2 Strategic, Parker Environmental, M6 Consultants  
Engineering – Ensitu Services, Jacobs, CNA  
Inspection & Testing – Peak Surveys, Ellis Environmental, JL Inspection, Ninyo  
& Moore, GeoLabs, Twining  
Project Management – LPI, m6 Strategic, Vanir, YNL

**Energy Efficiency Projects (Measure S #7, Measure AA #113):**

---

Architect – N/A  
Contractor – Compass Energy Solutions, Johnson Controls  
Engineering – Compass Energy Solutions, Johnson Controls  
Inspection & Testing – Ellis Environmental

**Environmental Performance (Measure AA #101):**

---

Architect – Kishimoto Architects  
Contractor – SJ Amoroso Construction  
Engineering – P2S Engineering  
Inspection & Testing – Cannon, Peak Surveys  
Project Management – LPI

**Information Technology Relocation (Measure AA #102):**

---

Architect – Morris Architects  
Contractor – Minco, Bernards Brothers, Eidim AV Technology  
Engineering – IVA, P2S Engineering  
Inspection & Testing – Cannon, Peak Surveys, Geo Labs, Ellis Environmental,  
Twining, JL Inspection, Rango Inc.  
Project Management – LPI, CCS Presentation

**Media and Technology Complex (Measure AA #103):**

---

Architect – Clive Wilkinson Architects, Morris Architects  
Contractor – H.B. Parkco Construction, Fast Track Construction, CW  
Driver, Dimension Data, Key Code Media, Omega  
Construction  
Consultant – EEG Services  
Engineering – IVA, P2S Engineering  
Inspection & Testing – Twining, Geo Labs, BTC Labs – Vertical V,  
JL Inspection, EEG Services, Ellis Environmental, Rango  
Inc., Cannon  
Project Management – LPI

**Madison East Wing Seismic Upgrade (Measure AA #107):**

---

Architect – DLR Group – WWCOT, LPI  
Contractor – Trimax, Bernards Brothers, Dimension Data  
Engineering – IVA, Glumac  
Inspection & Testing – Twining, Peak Surveys, LPI, All Group Engineering, EEG  
Services, Ellis Environmental  
Project Management – LPI

**Business & Facilities Infrastructure (Measure AA #111):**

---

Architect – LPI, Gwynne Pugh Urban Studio  
Contractor – REC+S, Inc., Omega Construction,  
Concept Consultant, Inc.  
Engineering – N/A  
Inspection & Testing – Ellis Environmental, JL Inspection  
Project Management – LPI

**Community Classroom & Facility Project (Measure AA #114)**

---

Architect – Morris Architects  
Contractor – Waisman Construction, Spinitar, Trimax  
Engineering – IVA  
Inspection & Testing – LPI, Twining  
Project Management – LPI

**Roadways, walkways, Grounds, Parking Lots, and Garages (Measure AA #116)**

---

Architect – LPI, DLR Group - WWCOT  
Contractor – Trimax, Pub Construction  
Consultant – Walker Parking  
Engineering – MK Engineering  
Inspection & Testing – Ellis Environmental, Peak Surveys, LPI  
Project Management – LPI

**Emergency Lighting, Fire Alarm, and Security System (Measure AA #119)**

---

Contractor – Red Hawk Fire and Security, Nexus  
Engineering – MDC Engineers  
Inspection & Testing – Rango Inc.  
Project Management – LPI

**Math and Science Addition (Measure AA #106/Measure V #101)**

---

Architect – Cannon Design  
Contractor – Icon West, The Nazerian Group  
Consultant – N/A  
Engineering – Arup  
Inspection & Testing – AGE  
Project Management – Vanir, YNL

**Classrooms Relocation (Measure V #114)**

---

Architect – Gwynne Pugh  
Contractor – The Nazerian Group  
Inspection & Testing – AGE  
Project Management – Vanir, YNL

**Art Building Replacement (Measure V #105)**

---

Architect – Little Architects  
Contractor – N/A  
Engineering – tk1sc  
Inspection & Testing – B2 Environmental, Geolabs, CNA  
Project Management – Vanir, YNL

**Air Conditioning (Measure V #107)**

---

Architect – P2S  
Contractor – A&B Construction, Inc  
Engineering – tk1sc, P2S  
Inspection & Testing – Rango Inc., Koury, B2 Environmental  
Project Management – Vanir, YNL

**Parking Structure 3 Improvement Project (Measure V #124)**

---

Architect – SVA Architects

**Gender Neutral Bathrooms (Measure V #125)**

---

Architect – TSK Architects

**Athletic Facilities (Measure V #126)**

---

Architect – TBD



## Paid Vendors List

*(Vendors that Received Payments from Bond Funds)*

For the 12 month period July 1, 2022 to June 30, 2023 (FY 2022-23)

---

Adaptive Building Group	Little Architects
All Group Engineering (AGE)	LPI
ARC Printing	M6 Consulting
B2 Environmental	McMurray Stern
Cannon Design	Montgomery Hardware
Charter Communications	Nazerian Construction
Chris Nelson and Associates	Nth Generation
Commline	P2S
Dell Computer	Pacific Office Design
Dick Blick Art	QDG Architecture
Division of State Architect (DSA)	Rango Inspection
DLR Architects	School Health Corp
Fagen Friedman and Fulfrost (FFF)	School Outfitters
GeoLabs	Shade Structures Inc
Grainger Inc	Suttles Plumbing
Harding Larmore Kuther	SVA Architects
Icon West Construction Company	tk1sc
Identiv	TSK Architects
ITSavvy	Twining
Jacobs Engineering	Vanir Construction Management
JH Technologies	Virco Manufacturing
JL Inspection	Williams Scotsman