



Citizens' Bond Oversight Committee

Meeting on October 19th, 2022

September 30th, 2022 Report

3 Months - FY 2022-23

BOND CAPITAL CONSTRUCTION REPORTS

District Management is responsible for the preparation and fair presentation of the statement of expenditures and bond proceeds in accordance with U.S. generally accepted accounting principles; this includes the design, implementation, and maintenance of internal control relevant to the preparation and fair presentation of the statement of expenditures of bond proceeds that is free from material misstatement, whether due to fraud or error.

This report is prepared in accordance with these requirements and all bond expenditures were made in compliance with all applicable laws.

Santa Monica College - Bond Capital Construction Budget Summary - 9-30-2022

Project Number	Project Name	Measure U Budget	Measure S Budget	Measure AA Budget	Measure V Budget	Interest	Other Funding Received *	Other Funding Pending **	Total Budget	Estimate at Completion	Status	Bond Funds Remaining
U-A	Purchase of BAE Airport Site	\$30,280,878							\$30,280,878	\$30,280,878	Completed	\$0
U-B	Emeritus College Facility	\$8,909,940					\$693,842		\$9,603,782	\$9,603,782	Completed	\$0
U-C	Purchase of 1738 Pearl Street	\$749,208							\$749,208	\$749,208	Completed	\$0
U-D	PE Temp. Bldg. Replacement	\$2,797,033							\$2,797,033	\$2,797,033	Completed	\$0
U-E	Remodel Library Village for Math	\$1,458,690							\$1,458,690	\$1,458,690	Completed	\$0
U-F	SM Airport Campus Site Improvements	\$4,170,264							\$4,170,264	\$4,170,264	Completed	\$0
U-G	SM Airport Campus West Building	\$19,709,741							\$19,709,741	\$19,709,741	Completed	\$0
U-H	Theater Arts Renovation	\$19,544,314							\$19,544,314	\$19,544,314	Completed	\$0
U-I	Earthquake Rpl. Liberal Arts North	\$6,011,584					\$6,496,141		\$12,507,725	\$12,507,725	Completed	\$0
U-K	Earthquake Rpl. Liberal Arts South	\$6,108,150					\$10,625,070		\$16,733,220	\$16,733,220	Completed	\$0
U-L	Shuttle Replacement Parking	\$18,969,509							\$18,969,509	\$18,969,509	Completed	\$0
U-M	North Quad Plaza	\$11,388,463							\$11,388,463	\$11,388,463	Completed	\$0
U-Q	Infrastructure & Safety	\$4,003,084							\$4,003,084	\$4,003,084	Completed	\$0
U-R	Restroom Improvements	\$17,501							\$17,501	\$17,501	Completed	\$0
S-1	Athletic Fields Phase I, Corsair Field		\$4,372,535				\$67,530		\$4,440,065	\$4,440,065	Completed	\$0
S-1A	Athletic Fields Phase I, John Adams		\$2,969,807						\$2,969,807	\$2,969,807	Completed	\$0
S-10	Pico Promenade Improvements, Phase I		\$1,018,009						\$1,018,009	\$1,018,009	Completed	\$0
S-13	Adv. Architecture Related Exp for AA		\$0						\$0	\$0	Completed	\$0
AA-114	Community Classroom & Facility Projects			\$3,162,183					\$3,162,183	\$3,162,183	Completed	\$0
U-T	14th and Pico Project	\$319,242							\$319,242	\$319,242	Completed	\$0
U-N	Letters & Sci Demo/Restore	\$0							\$0	\$0	Completed	\$0
AA-108	Renovation of Corsair Stadium			\$35,299					\$35,299	\$35,299	Completed	\$0
S-2	Performing Arts Complex		\$37,697,625				\$2,992,576		\$40,690,201	\$40,690,201	Completed	\$0
U-J	Music Complex	\$2,011,371					\$2,618,113		\$4,629,484	\$4,629,484	Completed	\$0
S-3, AA-109	Career Opportunity Center			\$0					\$0	\$0	Completed	\$0
AA-118	Infrastructure & Technology - Utility			\$27,753					\$27,753	\$27,753	Completed	\$0
AA-111	Business & Facilities Infrastructure			\$1,968,124					\$1,968,124	\$1,968,124	Completed	\$0
AA-117	Infrastructure & Technology - Technology			\$2,434,417					\$2,434,417	\$2,434,417	Completed	\$0
S-7, AA-113	Energy Efficiency Projects		\$293,361	\$3,016,773			\$708,637		\$4,018,771	\$4,018,771	Completed	\$0
S-15	Signage Safety/Information		\$706,713						\$706,713	\$706,713	Completed	\$0
AA-102	Infrastructure & Technology - Information Technology Relocation			\$23,140,771			\$19,798		\$23,160,569	\$23,160,569	Completed	\$0
S-8, AA-116	Satellite Campus Parking Facilities and Roadway		\$3,891,747	\$2,130,670					\$6,022,417	\$6,022,417	Completed	\$0
AA-107	Madison East Wing Seismic Upgrade			\$30,161,852					\$30,161,852	\$30,161,852	Completed	\$0
S-4, AA-104	Replacement Health/PE/Fitness Central Plant Building		\$11,603,383	\$44,428,222			\$208,847		\$56,240,452	\$56,240,452	Completed	\$0
AA-101	Environmental Performance - Central Plant Connections			\$10,767,251					\$10,767,251	\$10,767,251	Completed	\$0
S-14, AA-115	Real Property Acquisition		\$45,597	\$24,638,386					\$24,683,983	\$24,683,983	Completed	\$0
AA-103	Media and Technology Complex - Academy Site			\$124,669,502			\$6,835,391		\$131,504,893	\$131,454,893	Completed	\$6,763
AA-119	Emergency Lighting, Fire Alarm, and Security System			\$11,515,614					\$11,515,614	\$11,515,614	Completed	\$0
15004829	Student Services Building	\$21,131,135	\$45,595,322	\$6,870,490	\$33,624,909	\$21,681,308	\$1,321,000		\$130,224,164	\$130,224,164	Completed	\$9,016,712
S-5, V-104	Early Childhood Development/Childcare		\$8,858,656		\$15,405,517		\$6,661,598		\$30,925,771	\$30,925,771	Completed	\$2,425,817
S-6, AA-110, V-103	Malibu Center and Site Acquisition		\$25,132,568		\$34,287,482	\$2,294,791			\$61,714,841	\$61,582,273	In Construction	\$14,598,548
U-S, S-11, AA-112, V-109	Master Planning	\$2,110,430	\$716,428	\$834,697	\$1,000,000				\$4,661,555	\$4,661,555	In Design	\$268,342
U-P, AA-106, V-101	Replacement Math and Science Extension Building	\$308,336		\$2,244,008	\$82,317,992		\$15,159,528	\$24,928,472	\$124,958,336	\$124,958,336	In Construction	\$54,511,789
AA-105, V-110	Drescher - Academic Modernization, Bookstore, Pico Promenade II			\$5,082	\$13,000,000				\$13,005,082	\$13,005,082	In Planning	\$13,000,000
V-105	Art Building Replacement				\$24,000,000		\$286,093	\$10,614,907	\$34,901,000	\$34,901,000	In Design	\$22,323,900
V-106	Business Building Renovation				\$12,547,000			\$12,470,000	\$25,017,000	\$25,017,000	In Planning	\$12,543,600
V-107	Air Conditioning				\$10,777,654				\$10,777,654	\$10,777,654	In Construction	\$653,573
V-108	ADA				\$4,000,000				\$4,000,000	\$4,000,000	In Planning	\$4,000,000
V-111	Outdoor Classroom				\$321,723				\$321,723	\$321,723	Completed	\$0
V-112	John Adams MS Auditorium (SMMUSD)				\$20,000,000				\$20,000,000	\$20,000,000	Completed	\$0
V-113	City of Santa Monica				\$20,000,000				\$20,000,000	\$20,000,000	In Planning	\$20,000,000
V-114	Classrooms Relocation				\$7,400,000				\$7,400,000	\$7,400,000	Completed	\$113,281
S-12, V-120	Other Bond Related Expenses		\$476,636		\$300,000				\$776,636	\$909,204	In Planning	\$55,446
V-115	TBD				\$39,717,723				\$39,717,723	\$39,717,723	In Planning	\$39,446,785
S-16, AA-121, V-121	Cost of Issuance		\$119,470	\$498,026	\$800,000				\$1,417,496	\$1,417,496	In Planning	\$55,848
AA-122, V-122	Management Reserve			\$2,446,709	\$25,500,000	\$6,152,892			\$34,099,601	\$34,149,601	In Planning	\$27,946,709
U-U, S-17, AA-123, V-123	Unissuable	\$1,127	\$2,143	\$4,171					\$7,441	\$7,441	On-Going	\$0
Project Totals		\$160,000,000	\$143,500,000	\$295,000,000	\$345,000,000	\$30,128,991	\$54,694,164	\$48,013,379	\$1,076,336,534	\$1,076,336,534		\$220,967,113

* City of SM: \$14,647,889; FEMA: \$2,456,388; State: \$8,363,000; Prop T: \$2,618,113; DWP: \$86,245; SCE: \$844,284; Gas Co.: \$106,262; Madison Foundation: \$2,992,576; KCRW: \$6,803,412; Emeritus College Foundation: \$693,842; Bond Interest and Cost of Issuance Refund: \$29,858,053

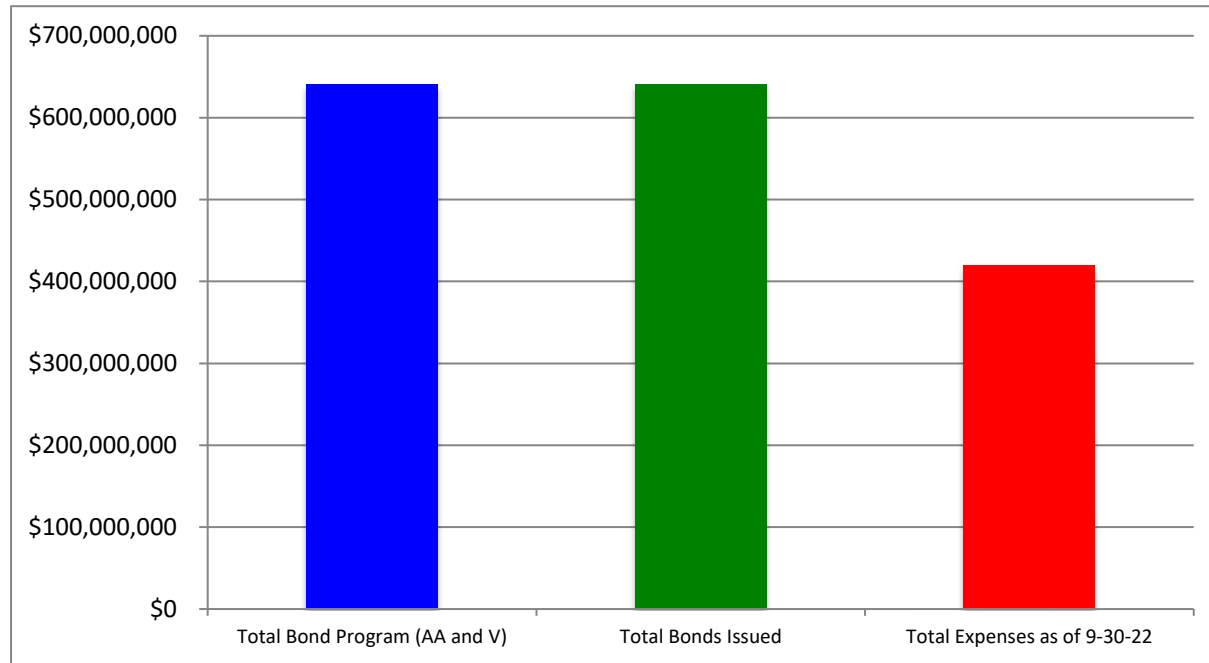
** City of SM: \$2,220,533; State: \$60,588,907

SANTA MONICA COMMUNITY COLLEGE DISTRICT
Bond Sales / Expenses Report
As of September 30, 2022

Total Bond Program (AA and V)	\$640,000,000
Total Bonds Issued	\$639,995,829
Total Expenses as of 9-30-22	\$419,028,716
Total Available Remaining	\$220,967,113
Total Unsold Bond	\$4,171

Measure AA Bond \$295,000,000	
Bond Issue Date	Amount
2010	\$100,000,000
2014	\$144,995,829
2017	\$50,000,000
Total Available	\$294,995,829
Expenses as of 9-30-2022	\$292,302,532
Total Available Remaining	\$2,693,297
Unsold Bond Amount	\$4,171
Total Available as of 10-1-2022	\$2,697,468

Measure V Bond \$345,000,000	
Bond Issue Date	Amount
2018	\$180,000,000
2022	\$165,000,000
Total Available	\$345,000,000
Expenses as of 9-30-2022	\$126,726,184
Total Available Remaining	\$218,273,816
Unsold Bond Amount	\$0
Total Available as of 10-1-2022	\$218,273,816



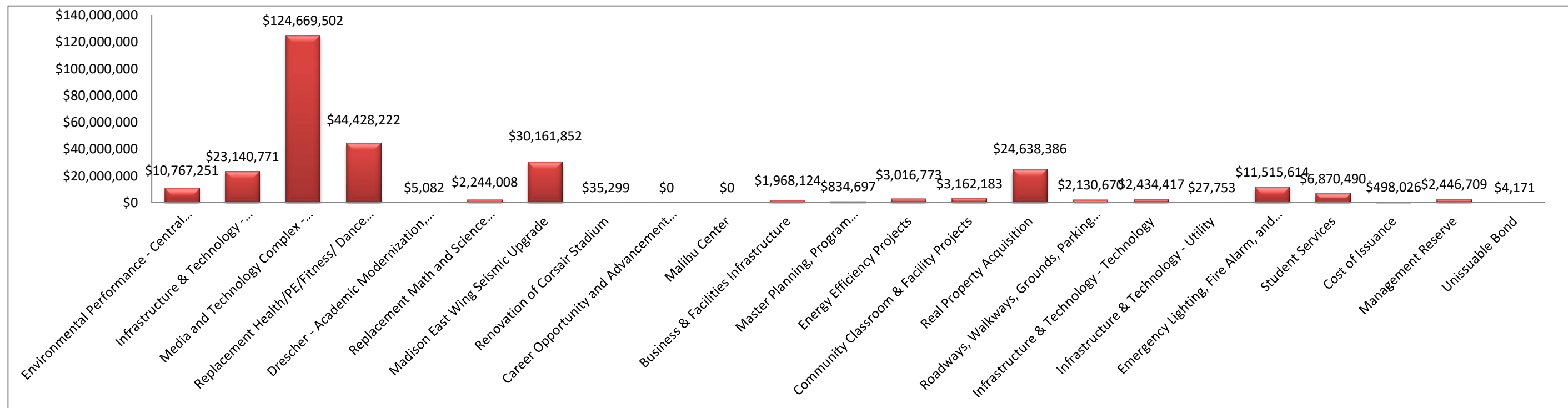
Interest	Measure AA	Measure V
As of 6-30-22	\$6,978,496	\$8,737,900
Expenditure / Arbitrage as of 6-30-22	\$5,192,948	\$0
Available Interest as of 7-1-22	\$1,785,548	\$8,737,900

(1) Original Bond \$135,000,000, refunding on 2-15-07 received additional \$8,500,000

SANTA MONICA COMMUNITY COLLEGE DISTRICT
Measure AA Bond Budget
 As of September 30, 2022

MEASURE AA

	Project Name	Completion	Project Budget	Measure AA Allocation	Other Funding	Measure AA Expenditures as of 9/30/22	Measure AA Expenditures as of 6/30/22	Measure AA Expenditures Last Period	Total Measure AA Remaining
101	Environmental Performance - Central Plant Connections	Completed	\$10,767,251	\$10,767,251	\$0	\$10,767,251	\$10,767,251	\$0	\$0
102	Infrastructure & Technology - Information Technology Relocation	Completed	\$23,160,569	\$23,140,771	\$19,798	\$23,140,771	\$23,140,771	\$0	\$0
103	Media and Technology Complex - Academy Site	Completed	\$131,504,893	\$124,669,502	\$6,835,391	\$124,662,739	\$124,662,739	\$0	\$6,763
104	Replacement Health/PE/Fitness/ Dance Building with Central Plant	Completed	\$56,240,452	\$44,428,222	\$11,812,230	\$44,428,222	\$44,428,222	\$0	\$0
105	Drescher - Academic Modernization, Bookstore, Pico Promenade	Completed	\$13,005,082	\$5,082	\$13,000,000	\$5,082	\$5,082	\$0	\$0
106	Replacement Math and Science Extension Building	July 2024	\$124,958,336	\$2,244,008	\$122,714,328	\$2,004,184	\$2,004,184	\$0	\$239,824
107	Madison East Wing Seismic Upgrade	Completed	\$30,161,852	\$30,161,852	\$0	\$30,161,852	\$30,161,852	\$0	\$0
108	Renovation of Corsair Stadium	Completed	\$35,299	\$35,299	\$0	\$35,299	\$35,299	\$0	\$0
109	Career Opportunity and Advancement Center (Bundy)	Completed	\$0	\$0	\$0	\$0	\$0	\$0	\$0
110	Malibu Center	November 2022	\$61,582,273	\$0	\$61,582,273	\$0	\$0	\$0	\$0
111	Business & Facilities Infrastructure	Completed	\$1,968,124	\$1,968,124	\$0	\$1,968,124	\$1,968,124	\$0	\$0
112	Master Planning, Program Management, Overhead	Completed	\$834,697	\$834,697	\$0	\$834,697	\$834,697	\$0	\$0
113	Energy Efficiency Projects	Completed	\$3,508,088	\$3,016,773	\$491,315	\$3,016,773	\$3,016,773	\$0	\$0
114	Community Classroom & Facility Projects	Completed	\$3,162,183	\$3,162,183	\$0	\$3,162,183	\$3,162,183	\$0	\$0
115	Real Property Acquisition	Completed	\$24,638,386	\$24,638,386	\$0	\$24,638,386	\$24,638,386	\$0	\$0
116	Roadways, Walkways, Grounds, Parking Lots, and Garages	Completed	\$7,022,417	\$2,130,670	\$4,891,747	\$2,130,670	\$2,130,670	\$0	\$0
117	Infrastructure & Technology - Technology	Completed	\$2,434,417	\$2,434,417	\$0	\$2,434,417	\$2,434,417	\$0	\$0
118	Infrastructure & Technology - Utility	Completed	\$27,753	\$27,753	\$0	\$27,753	\$27,753	\$0	\$0
119	Emergency Lighting, Fire Alarm, and Security System	Completed	\$11,515,614	\$11,515,614	\$0	\$11,515,614	\$11,515,614	\$0	\$0
120	Student Services	Completed	\$130,224,164	\$6,870,490	\$123,353,674	\$6,870,490	\$6,870,490	\$0	\$0
121	Cost of Issuance	Completed	\$498,026	\$498,026	\$0	\$498,026	\$498,026	\$0	\$0
122	Management Reserve	On-Going	\$2,446,709	\$2,446,709	\$0	\$0	\$0	\$0	\$2,446,709
123	Unissuable Bond	Completed	\$4,171	\$4,171	\$0	\$0	\$0	\$0	\$4,171
	Project Totals		\$637,249,876	\$295,000,000	\$344,700,756	\$292,302,533	\$292,302,533	\$0	\$2,697,467



SANTA MONICA COMMUNITY COLLEGE DISTRICT
Measure AA Bond Budget History
as of September 30, 2022

MEASURE AA

	Project Name	Completion	Preliminary Measure AA Budget	Measure AA Budget as of 6/30/22	Measure AA Budget as of 9/30/22	Variance	Measure AA Remaining as of 9/30/22
101	Environmental Performance - Central Plant Connections	Completed	\$12,034,042	\$10,767,251	\$10,767,251	\$0	\$0
102	Infrastructure & Technology - Information Technology Relocation	Completed	\$13,287,218	\$23,140,771	\$23,140,771	\$0	\$0
103	Media and Technology Complex - Academy Site	Completed	\$57,480,824	\$124,669,502	\$124,669,502	\$0	\$6,763
104	Replacement Health/PE/Fitness/ Dance Building with Central Plant	Completed	\$29,232,317	\$44,428,222	\$44,428,222	\$0	\$0
105	Drescher - Academic Modernization, Bookstore, Pico Promenade II	Completed	\$34,026,480	\$5,082	\$5,082	\$0	\$0
106	Replacement Math and Science Extension Building	July 2024	\$68,259,000	\$2,244,008	\$2,244,008	\$0	\$239,824
107	Madison East Wing Seismic Upgrade	Completed	\$6,146,000	\$30,161,852	\$30,161,852	\$0	\$0
108	Renovation of Corsair Stadium	Completed	\$11,203,000	\$35,299	\$35,299	\$0	\$0
109	Career Opportunity and Advancement Center (Bundy)	Completed	\$32,384,000	\$0	\$0	\$0	\$0
110	Malibu Center	November 2022	\$6,069,031	\$0	\$0	\$0	\$0
111	Business & Facilities Infrastructure	Completed	\$17,506,952	\$1,968,124	\$1,968,124	\$0	\$0
112	Master Planning, Program Management, Overhead	Completed	\$2,000,000	\$834,697	\$834,697	\$0	\$0
113	Energy Efficiency Projects	Completed	\$5,371,136	\$3,016,773	\$3,016,773	\$0	\$0
114	Community Classroom & Facility Projects	Completed	\$0	\$3,162,183	\$3,162,183	\$0	\$0
115	Real Property Acquisition	Completed	\$0	\$24,638,386	\$24,638,386	\$0	\$0
116	Roadways, Walkways, Grounds, Parking Lots, and Garages	Completed	\$0	\$2,130,670	\$2,130,670	\$0	\$0
117	Infrastructure & Technology - Technology	Completed	\$0	\$2,434,417	\$2,434,417	\$0	\$0
118	Infrastructure & Technology - Utility	Completed	\$0	\$27,753	\$27,753	\$0	\$0
119	Emergency Lighting, Fire Alarm, and Security System	Completed	\$0	\$11,515,614	\$11,515,614	\$0	\$0
120	Student Services	Completed	\$0	\$6,870,490	\$6,870,490	\$0	\$0
121	Cost of Issuance	Completed	\$0	\$498,026	\$498,026	\$0	\$0
122	Management Reserve	On-Going	\$0	\$2,446,709	\$2,446,709	\$0	\$2,446,709
123	Unissuable Bond	Completed	\$0	\$4,171	\$4,171	\$0	\$4,171
	Project Totals		\$295,000,000	\$295,000,000	\$295,000,000	\$0	\$2,697,467

SANTA MONICA COMMUNITY COLLEGE DISTRICT
Measure AA Project Schedule
 As of September 30, 2022

MEASURE AA

	Project Name	Completion	2020	2021	2022	2023	2024
101	Environmental Performance - Central Plant Connections	Completed					
102	Infrastructure & Technology - Information Technology Relocati	Completed					
103	Media and Technology Complex - Academy Site	Completed					
104	Replacement Health/PE/Fitness/Dance Building with Central Pla	Completed					
105	Drescher - Academic Modernization, Bookstore, Pico Promenad	Completed					
106	Replacement Math and Science Extension Building	July 2024					
107	Madison East Wing Seismic Upgrade	Completed					
108	Renovation of Corsair Stadium	Completed					
109	Career Opportunity and Advancement Center (Bundy)	Completed					
110	Malibu Center	November 2022					
111	Business & Facilities Infrastructure	Completed					
112	Master Planning, Program Management, Overhead	Completed					
113	Energy Efficiency Projects	Completed					
114	Community Classroom & Facility Projects	Completed					
115	Real Property Acquisition	Completed					
116	Roadways, Walkways, Grounds, Parking Lots, and Garages	Completed					
117	Infrastructure & Technology - Technology	Completed					
118	Infrastructure & Technology - Utility	Completed					
119	Emergency Lighting, Fire Alarm, and Security System	Completed					
120	Student Services	Completed					
121	Cost of Issuance	Completed					
122	Management Reserve	On-Going					
123	Unissuable Bond	Completed					

 In Planning
 In Construction

SANTA MONICA COMMUNITY COLLEGE DISTRICT
 MEASURE AA EXPENDITURES
 FUND 42.4
 As of September 30, 2022

MEASURE AA

Projects	Budget	09/10 Final	10/11 Final	11/12 Final	12/13 Final	13/14 Final	14/15 Final	15/16 Final	16/17 Final	17/18 Final	18/19 Final	19/20 Final	20/21 Final	21/22 Final	22/23	Combined Totals
AA 7100062																
Environmental Performance - Central Plant Connections (101)																
Legal		\$0	\$0	\$0	\$125	\$0	\$0	\$0	\$0	\$0	\$0	\$0	\$0	\$0	\$0	\$125
Other Contract Services		\$0	\$0	\$49,837	\$16,239	\$0	\$0	\$0	\$0	\$9,920	\$0	\$0	\$0	\$0	\$0	\$75,996
Consultants		\$0	\$0	\$0	\$0	\$28	\$0	\$0	\$0	\$0	\$0	\$0	\$0	\$0	\$0	\$28
Building & Additions		\$0	\$0	\$0	\$361	\$729	\$640	\$1,328,592	\$6,934,044	\$446,861	\$0	\$0	\$0	\$0	\$0	\$8,711,229
Architect		\$0	\$385	\$148,311	\$176,897	\$36,256	\$0	\$0	\$0	\$0	\$15,699	\$0	\$0	\$0	\$0	\$377,547
Engineering		\$48,500	\$0	\$4,000	\$0	\$152,010	\$39,638	\$66,918	\$138,887	\$62,883	\$0	\$0	\$0	\$0	\$0	\$512,836
Inspection & Testing		\$0	\$0	\$7,688	\$0	\$0	\$0	\$7,310	\$137,150	\$4,382	\$0	\$0	\$0	\$0	\$0	\$156,529
Project Management		\$0	\$17,263	\$55,116	\$48,685	\$61,908	\$19,313	\$104,575	\$526,072	\$99,840	\$190	\$0	\$0	\$0	\$0	\$932,961
Cap Equipment		\$0	\$0	\$0	\$0	\$0	\$0	\$0	\$0	\$0	\$0	\$0	\$0	\$0	\$0	\$0
Non-Cap Equipment		\$0	\$0	\$0	\$0	\$0	\$0	\$0	\$0	\$0	\$0	\$0	\$0	\$0	\$0	\$0
Total		\$48,500	\$17,648	\$264,951	\$242,307	\$250,931	\$59,591	\$1,507,396	\$7,736,152	\$623,886	\$15,889	\$0	\$0	\$0	\$0	\$10,767,251
Project Budget	\$10,767,251															
Less Other Funding	\$0															
Net	\$10,767,251															
Actual Measure AA Expenditures	\$10,767,251															
Running Balance	\$0															

Projects	Budget	09/10 Final	10/11 Final	11/12 Final	12/13 Final	13/14 Final	14/15 Final	15/16 Final	16/17 Final	17/18 Final	18/19 Final	19/20 Final	20/21 Final	21/22 Final	22/23	Combined Totals
AA 7100063																
Infrastructure & Technology - IT Relocation (102)																
Supplies		\$0	\$0	\$965	\$8,442	\$3,137	\$2,600	\$0	\$0	\$0	\$0	\$0	\$0	\$0	\$0	\$15,144
Consultants		\$0	\$0	\$0	\$0	\$408	\$0	\$7,800	\$0	\$0	\$0	\$0	\$0	\$0	\$0	\$8,208
Maintenance Contract		\$0	\$0	\$0	\$0	\$107,390	\$0	\$77,074	\$79	\$0	\$0	\$0	\$0	\$0	\$0	\$184,543
Legal		\$0	\$0	\$0	\$1,363	\$50	\$0	\$0	\$0	\$0	\$0	\$0	\$0	\$0	\$0	\$1,413
Printing		\$0	\$0	\$0	\$0	\$1,624	\$0	\$0	\$0	\$0	\$0	\$0	\$0	\$0	\$0	\$1,624
Postage		\$0	\$0	\$0	\$0	\$1,567	\$0	\$0	\$0	\$0	\$0	\$0	\$0	\$0	\$0	\$1,567
Other Contract Services		\$0	\$0	\$2,163	\$15,259	\$23,356	\$0	\$19,050	\$4,500	\$0	\$0	\$0	\$0	\$0	\$0	\$64,328
Moving		\$0	\$0	\$0	\$577	\$266	\$27,655	\$22,618	\$0	\$0	\$0	\$0	\$0	\$0	\$0	\$51,116
Site Improvement		\$0	\$0	\$0	\$24	\$0	\$0	\$0	\$0	\$0	\$0	\$0	\$0	\$0	\$0	\$24
Building & Additions		\$0	\$0	\$0	\$1,767,083	\$9,667,362	\$4,288,987	\$1,203,916	\$165,229	-\$19,798	\$0	\$0	\$0	\$0	\$0	\$17,072,780
Architect		\$105,049	\$482,261	\$505,580	\$183,181	\$287,201	\$236,860	\$120,091	\$0	\$0	\$0	\$0	\$0	\$0	\$0	\$1,920,223
Engineering		\$0	\$0	\$10,037	\$11,065	\$17,147	\$19,512	\$25,994	\$1,956	\$0	\$0	\$0	\$0	\$0	\$0	\$85,712
Inspection & Testing		\$10,291	\$8,793	\$21,449	\$137,523	\$499,982	\$200,262	\$568	\$0	\$0	\$0	\$0	\$0	\$0	\$0	\$878,868
Project Management		\$33,460	\$76,290	\$84,991	\$331,754	\$431,730	\$297,951	\$22,978	\$1,500	\$0	\$0	\$0	\$0	\$0	\$0	\$1,280,653
Cap Equipment		\$0	\$0	\$0	\$29,422	\$645,830	-\$29,090	\$589,604	\$9,811	\$0	\$0	\$0	\$0	\$0	\$0	\$1,245,576
Non-Cap Equipment		\$0	\$0	\$0	\$18,344	\$10,852	\$277,219	\$1,891	\$20,689	\$0	\$0	\$0	\$0	\$0	\$0	\$328,994
Total		\$148,800	\$567,344	\$625,185	\$2,504,035	\$11,697,901	\$5,321,956	\$2,091,584	\$203,764	-\$19,798	\$0	\$0	\$0	\$0	\$0	\$23,140,771
Project Budget	\$23,160,569	Received														
Less Other Funding	\$19,798	\$19,798		* Other Funding Source:												
Net	\$23,140,771			1) Edison \$19,798 received												
Actual Measure AA Expenditures	\$23,140,771															
Running Balance	\$0															

Infrastructure & Technology - IT Relocation

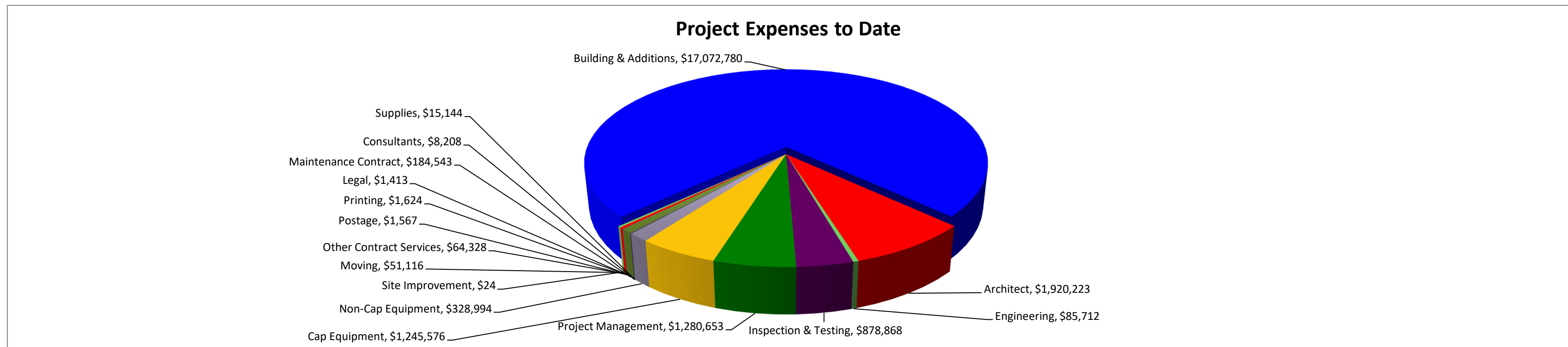
Project Description:
Relocation of IT/Telecom Departments, and renovation of Media Center

Facility Size:
9,230 sq/ft

Status:
Completed

Architect:
Morris Architects

Contractor:
Minco, Bernards Brothers



Projects	Budget	09/10 Final	10/11 Final	11/12 Final	12/13 Final	13/14 Final	14/15 Final	15/16 Final	16/17 Final	17/18 Final	18/19 Final	19/20 Final	20/21 Final	21/22 Final	22/23	Combined Totals
AA 7100061																
Media and Technology Complex - Academy Site (103)																
Consultants		\$0	\$0	\$20,675	\$12,576	\$9,488	\$7,789	\$2,102	\$0	\$12,922	\$0	\$0	\$0	\$0	\$0	\$65,551
Supplies		\$0	\$0	\$0	\$19,481	\$1,048	\$289	\$0	\$9,251	\$40,519	\$937	\$0	\$0	\$0	\$0	\$71,525
Maintenance Contract		\$0	\$0	\$0	\$0	\$0	\$0	\$0	\$15,922	\$23,561	\$0	\$0	\$0	\$0	\$0	\$39,483
Legal		\$16,903	\$0	\$7,958	\$43,363	\$5,066	\$26,186	\$49,155	\$15,435	\$36,221	\$26,991	\$121,256	\$100,053	\$200,783	\$0	\$649,368
Software Support		\$0	\$0	\$0	\$1,982	\$0	\$0	\$0	\$6,548	\$6,975	\$0	\$0	\$0	\$0	\$0	\$15,505
Service Fee		\$0	\$0	\$0	\$0	\$0	\$0	\$0	\$17,000	\$0	\$0	\$0	\$0	\$0	\$0	\$17,000
Other Contract Services		\$3,993	\$5,763	\$13,456	\$39,188	\$0	\$0	\$5,853	\$22,622	\$18,628	\$7,690	\$7,550	\$0	\$0	\$0	\$124,743
Moving Expenses		\$0	\$0	\$0	\$38,756	\$0	\$0	\$0	\$0	\$97,543	\$17,556	\$0	\$0	\$0	\$0	\$153,855
Site Improvement		\$0	\$0	\$0	\$100,505	\$664	\$606	\$476	\$622	\$526	\$0	\$526	\$0	\$0	\$0	\$103,925
Building & Additions		\$0	\$538	\$1,498,660	\$3,543,657	\$11,820,615	\$17,734,534	\$23,465,347	\$16,267,550	\$25,548,089	\$219,234	\$626,512	-\$67,164	\$0	\$0	\$100,657,570
Architect		\$2,097,553	\$2,508,588	\$295,753	\$265,481	\$778,015	\$517,794	\$1,048,935	\$991,386	\$869,801	\$151,886	\$43,416	\$90,690	\$240,094	\$0	\$9,899,392
Engineering		\$16,459	\$29,293	\$9,102	\$29,223	\$8,203	\$72,993	\$118,368	\$72,786	\$51,971	\$37,259	\$0	\$0	\$0	\$0	\$445,657
Inspection & Testing		\$64,905	\$27,527	\$123,842	\$235,287	\$563,746	\$1,381,801	\$641,972	\$525,264	\$207,240	\$27,210	\$1,212	\$0	\$0	\$0	\$3,800,005
Project Management		\$121,786	\$233,826	\$269,249	\$506,917	\$800,315	\$930,115	\$1,207,850	\$1,121,670	\$859,779	\$50,681	\$27,825	\$2,450	\$0	\$0	\$6,132,461
Cap Equipment		\$0	\$0	\$0	\$186,301	\$0	\$0	\$0	\$0	\$1,458,273	\$6,604	\$0	\$0	\$0	\$0	\$1,651,178
Non-Cap Equipment		\$0	\$0	\$0	\$10,782	\$0	\$0	\$0	\$326,845	\$490,727	\$7,167	\$0	\$0	\$0	\$0	\$835,520
Total		\$2,321,599	\$2,805,534	\$2,238,694	\$5,033,499	\$13,987,159	\$20,672,105	\$26,540,059	\$19,392,902	\$29,722,772	\$553,215	\$828,296	\$126,029	\$440,877	\$0	\$124,662,739
Project Budget	\$131,504,893	Received														
Less Other Funding*	\$6,835,391	\$6,835,391														
Net	\$124,669,502	* Other Funding Source:														
Actual Measure AA Expenditures	\$124,662,739	1) KCRW Foundation \$6,803,412 received														
Running Balance	\$6,763	2) Edison \$31,979.48 received														

Media and Technology Complex - Academy Site

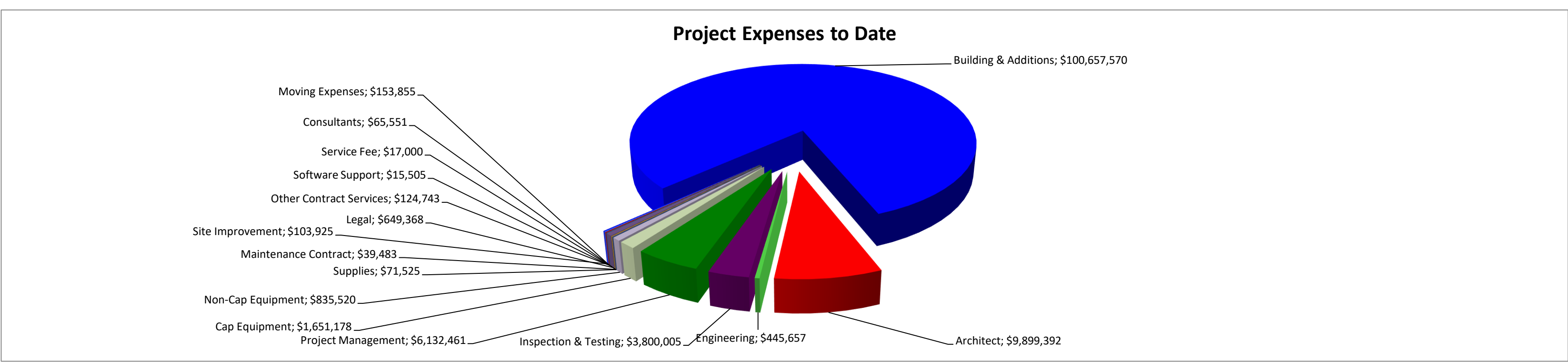
Project Description:
 Renovation and new extension to the existing building, new building for KCRW, and a new parking structure

Facility Size:
 Building - 116,000 sq/ft
 Parking Structure - 450 spaces

Status:
 Completed

Architect:
 Clive Wilkinson Architects

Contractor:
 H.B. Parkco Construction
 Fast Track Construction
 CW Driver



Projects	Budget	09/10 Final	10/11 Final	11/12 Final	12/13 Final	13/14 Final	14/15 Final	15/16 Final	16/17 Final	17/18 Final	18/19 Final	19/20 Final	20/21 Final	21/22 Final	22/23	Combined Totals
AA 7100060																
Repl. Health/PE/Fitness/Dance Building with Central Plant (104)																
Consultants		\$0	\$0	\$0	\$14	\$62	\$2,304	\$184	\$0	\$0	\$0	\$0	\$0	\$0	\$0	\$2,564
Supplies		\$0	\$0	\$0	\$0	\$7,089	\$195	\$484	\$20,947	\$0	\$0	\$0	\$0	\$0	\$0	\$28,715
Legal		\$0	\$0	\$0	\$0	\$0	\$0	\$663	\$80	\$0	\$0	\$0	\$0	\$0	\$0	\$742
Software Support		\$0	\$0	\$0	\$0	\$0	\$0	\$0	\$1,209	\$0	\$0	\$0	\$0	\$0	\$0	\$1,209
Site Improvement		\$0	\$0	\$0	\$0	\$0	\$559	\$440	\$575	\$0	\$0	\$0	\$0	\$0	\$0	\$1,574
Off Campus Printing		\$0	\$0	\$0	\$0	\$0	\$2,165	\$0	\$0	\$0	\$0	\$0	\$0	\$0	\$0	\$2,165
Postage		\$0	\$0	\$0	\$0	\$0	\$1,505	\$0	\$0	\$0	\$0	\$0	\$0	\$0	\$0	\$1,505
Other Contract Services		\$120	\$38	\$112	\$32,634	\$0	\$1,019	\$581	\$0	\$2,644	\$0	\$0	\$0	\$0	\$0	\$37,147
Building & Additions		\$0	\$0	\$0	\$817	\$4,188	\$1,623	\$13,783,023	\$14,880,829	\$5,315,393	-\$148,184	\$0	\$0	\$0	\$0	\$33,837,688
Architect		\$256,076	\$1,568,564	\$1,790,207	\$518,973	\$177,583	\$364,853	\$585,900	\$373,345	\$210,312	\$108,264	\$0	\$0	\$0	\$0	\$5,954,078
Engineering		\$0	\$8,507	\$31,650	\$7,871	\$6,529	\$9,276	\$76,712	\$51,025	\$11,318	\$2,900	\$0	\$0	\$0	\$0	\$205,788
Inspection & Testing		\$36,892	\$490	\$21,150	\$1,285	\$360	\$133,756	\$846,765	\$358,724	\$60,826	\$1,330	\$0	\$0	\$0	\$0	\$1,461,579
Project Management		\$34,968	\$113,379	\$118,783	\$94,768	\$108,528	\$463,418	\$564,240	\$487,065	\$312,539	\$20,242	\$0	\$0	\$0	\$0	\$2,317,928
Cap Equipment		\$0	\$0	\$0	\$0	\$0	\$0	\$0	\$164,793	\$68,425	\$0	\$0	\$0	\$0	\$0	\$233,218
Non-Cap Equipment		\$0	\$0	\$0	\$0	\$0	\$9,015	\$0	\$206,229	\$127,078	\$0	\$0	\$0	\$0	\$0	\$342,322
Total		\$328,056	\$1,690,978	\$1,961,901	\$656,362	\$304,338	\$989,689	\$15,858,991	\$16,544,820	\$6,108,535	-\$15,448	\$0	\$0	\$0	\$0	\$44,428,222
Project Budget	\$56,240,452															
Less Other Funding*	\$11,812,230															
Net	\$44,428,222															
Actual Measure AA Expenditures	\$44,428,222															
Running Balance	\$0															

*** Other Funding Source:**
 1) Measure S - \$11,603,383 allocated
 2) SCE \$190,847.28, Gas Co. \$18,000 received

Repl. Health/PE/Fitness/Dance Building with Central Plant

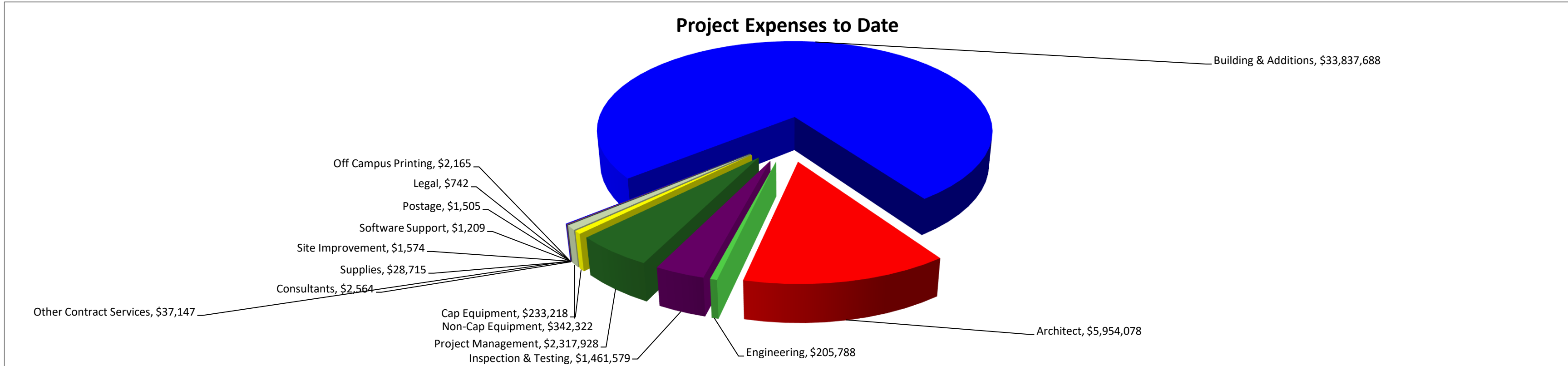
Project Description:
 Replacement of locker rooms, fitness center, dance studios, and new central plant

Facility Size:
 62,000 sq/ft

Status:
 Completed

Architect:
 Gensler Architects

Contractor:
 Bernards Brothers



SANTA MONICA COMMUNITY COLLEGE DISTRICT
 MEASURE AA EXPENDITURES
 FUND 42.4
 As of September 30, 2022

MEASURE AA

Projects	Budget	09/10 Final	10/11 Final	11/12 Final	12/13 Final	13/14 Final	14/15 Final	15/16 Final	16/17 Final	17/18 Final	18/19 Final	19/20 Final	20/21 Final	21/22 Final	22/23	Combined Totals
AA 7100065																
Drescher - Academic Modernization, Bookstore, Pico Promenade (105)																
Legal		\$0	\$0	\$0	\$0	\$0	\$0	\$0	\$0	\$0	\$0	\$0	\$0	\$0	\$0	\$0
Other Contract Services		\$0	\$0	\$0	\$0	\$0	\$0	\$0	\$0	\$0	\$0	\$0	\$0	\$0	\$0	\$0
Site Acquisition		\$0	\$0	\$0	\$0	\$0	\$0	\$0	\$0	\$0	\$0	\$0	\$0	\$0	\$0	\$0
Inspection & Testing		\$0	\$0	\$0	\$0	\$0	\$0	\$0	\$0	\$0	\$0	\$0	\$0	\$0	\$0	\$0
Project Management		\$0	\$0	\$5,082	\$0	\$0	\$0	\$0	\$0	\$0	\$0	\$0	\$0	\$0	\$0	\$5,082
Total		\$0	\$0	\$5,082	\$0	\$0	\$0	\$0	\$0	\$0	\$0	\$0	\$0	\$0	\$0	\$5,082
Project Budget	\$13,005,082															
Less Other Funding	\$13,000,000															
Net	\$5,082															
Actual Measure AA Expenditures	\$5,082															
Running Balance	\$0															
* Other Funding Source:																
1) Measure V 13,000,000 allocated																
AA 7100090																
Replacement Math and Science Extension Building (106)																
Legal		\$0	\$0	\$0	\$0	\$0	\$0	\$0	\$0	\$0	\$0	\$0	\$0	\$0	\$0	\$0
Other Contract Services		\$0	\$0	\$0	\$0	\$0	\$0	\$0	\$0	\$1,525	\$0	\$0	\$0	\$0	\$0	\$1,525
Site Acquisition		\$0	\$0	\$0	\$0	\$0	\$0	\$0	\$0	\$0	\$0	\$0	\$0	\$0	\$0	\$0
Building & Additions		\$0	\$0	\$0	\$0	\$0	\$0	\$0	\$0	\$4,796	\$0	\$0	\$0	\$0	\$0	\$4,796
Architect		\$0	\$0	\$0	\$0	\$0	\$0	\$0	\$0	\$1,787,824	-\$94,695	\$0	\$0	\$0	\$0	\$1,693,130
Engineering		\$0	\$0	\$0	\$0	\$0	\$0	\$0	\$0	\$0	\$0	\$0	\$0	\$0	\$0	\$0
Inspection & Testing		\$0	\$0	\$0	\$0	\$0	\$0	\$0	\$0	\$70,223	\$0	\$0	\$0	\$0	\$0	\$70,223
Project Management		\$0	\$0	\$0	\$0	\$4,950	\$0	\$0	\$800	\$228,760	\$0	\$0	\$0	\$0	\$0	\$234,510
Total		\$0	\$0	\$0	\$0	\$4,950	\$0	\$0	\$800	\$2,093,128	-\$94,695	\$0	\$0	\$0	\$0	\$2,004,184
Project Budget	\$124,958,336	<i>Received</i>														
Less Other Funding	\$122,714,328	\$17,743,528														
Net	\$2,244,008															
Actual Measure AA Expenditures	\$2,004,184															
Running Balance	\$239,824															
* Other Funding Source:																
1) Measure U \$308,336 2) Measure V \$82,317,992 allocated																
3) State of California \$40,088,000 allocated																

Projects	Budget	09/10 Final	10/11 Final	11/12 Final	12/13 Final	13/14 Final	14/15 Final	15/16 Final	16/17 Final	17/18 Final	18/19 Final	19/20 Final	20/21 Final	21/22 Final	22/23	Combined Totals
AA 7100047																
Madison East Wing Seismic Upgrade (107)																
Supplies		\$0	\$0	\$0	\$0	\$0	\$0	\$0	\$6,197	\$0	\$0	\$0	\$0	\$0	\$0	\$6,197
Consultants		\$0	\$0	\$0	\$0	\$135	\$28	\$0	\$0	\$0	\$0	\$0	\$0	\$0	\$0	\$163
Off Campus Printing		\$0	\$0	\$0	\$0	\$0	\$285	\$0	\$0	\$0	\$0	\$0	\$0	\$0	\$0	\$285
Maintenance Contract		\$0	\$0	\$0	\$0	\$0	\$0	\$0	\$357	\$0	\$0	\$0	\$0	\$0	\$0	\$357
Legal		\$0	\$0	\$0	\$0	\$0	\$0	\$0	\$7,579	\$11,822	\$8,263	\$950	\$0	\$0	\$0	\$28,613
Software Support		\$0	\$0	\$0	\$0	\$0	\$0	\$0	\$806	\$0	\$0	\$0	\$0	\$0	\$0	\$806
Other Contract Services		\$0	\$364	\$997	\$0	\$0	\$1,328	\$711	\$0	\$0	\$0	\$0	\$0	\$0	\$0	\$3,400
Building & Additions		\$0	\$656	\$312,643	\$0	\$4,248	\$6,030,371	\$8,829,626	\$4,949,223	\$3,967,591	\$0	\$0	\$0	\$0	\$0	\$24,094,358
Architect		\$76,073	\$398,050	\$550,589	\$65,444	\$57,480	\$199,100	\$404,764	\$122,764	\$103,824	\$0	\$0	\$0	\$0	\$0	\$1,978,088
Engineering		\$0	\$0	\$10,707	\$778	\$0	\$13,792	\$33,184	\$37,491	\$90	\$0	\$0	\$0	\$0	\$0	\$96,042
Inspection & Testing		\$0	\$19,848	\$16,752	\$3,036	\$5,851	\$676,323	\$405,443	\$112,876	\$4,703	\$0	\$0	\$0	\$0	\$0	\$1,244,832
Project Management		\$5,557	\$128,878	\$112,573	\$67,447	\$118,242	\$494,874	\$481,165	\$322,379	\$31,230	\$11,286	\$0	\$0	\$0	\$0	\$1,773,629
Cap Equipment		\$0	\$0	\$30,603	\$0	\$0	\$0	\$0	\$537,627	\$0	\$0	\$0	\$0	\$0	\$0	\$568,230
Non-Cap Equipment		\$0	\$0	\$71,827	\$9,788	\$0	\$0	\$0	\$285,236	\$0	\$0	\$0	\$0	\$0	\$0	\$366,851
Total		\$81,630	\$547,796	\$1,106,691	\$146,492	\$185,956	\$7,416,101	\$10,154,894	\$6,382,534	\$4,119,259	\$19,549	\$950	\$0	\$0	\$0	\$30,161,852
Project Budget	\$30,161,852															
Less Other Funding	\$0															
Net	\$30,161,852															
Actual Measure AA Expenditures	\$30,161,852															
Running Balance	\$0															

Madison East Wing Seismic Upgrade

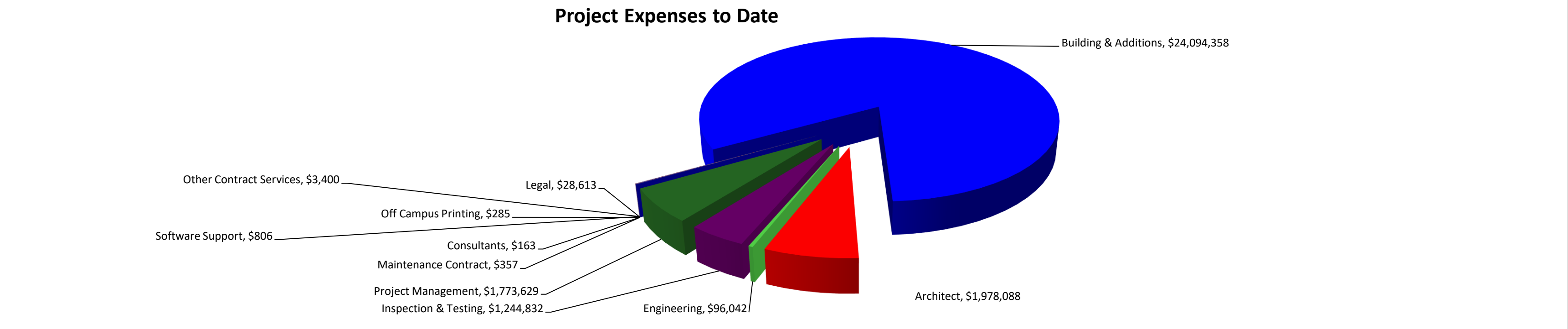
Project Description:
 Replacement of east wing with a new multipurpose room and additional classrooms

Facility Size:
 20,838 sq/ft

Status:
 Completed

Architect:
 DLR Group WWCOT

Contractor:
 Bernards Brothers



SANTA MONICA COMMUNITY COLLEGE DISTRICT
 MEASURE AA EXPENDITURES
 FUND 42.4
 As of September 30, 2022

MEASURE AA

Projects	Budget	09/10 Final	10/11 Final	11/12 Final	12/13 Final	13/14 Final	14/15 Final	15/16 Final	16/17 Final	17/18 Final	18/19 Final	19/20 Final	20/21 Final	21/22 Final	22/23	Combined Totals
AA 7100068																
Renovation to Corsair Stadium (108)																
Other Contract Services		\$0	\$0	\$0	\$0	\$0	\$0	\$0	\$0	\$0	\$0	\$0	\$0	\$0	\$0	\$0
Building & Additions		\$0	\$0	\$0	\$0	\$0	\$0	\$0	\$0	\$0	\$0	\$0	\$0	\$0	\$0	\$0
Architect		\$0	\$30,759	\$0	\$0	\$0	\$0	\$0	\$0	\$0	\$0	\$0	\$0	\$0	\$0	\$30,759
Engineering		\$0	\$0	\$0	\$0	\$0	\$0	\$0	\$0	\$0	\$0	\$0	\$0	\$0	\$0	\$0
Inspection & Testing		\$0	\$0	\$0	\$0	\$0	\$0	\$0	\$0	\$0	\$0	\$0	\$0	\$0	\$0	\$0
Project Management		\$0	\$4,540	\$0	\$0	\$0	\$0	\$0	\$0	\$0	\$0	\$0	\$0	\$0	\$0	\$4,540
Total		\$0	\$35,299	\$0	\$0	\$0	\$0	\$0	\$0	\$0	\$0	\$0	\$0	\$0	\$0	\$35,299
Project Budget	\$35,299															
Less Other Funding	\$0															
Net	\$35,299															
Actual Measure AA Expenditures	\$35,299															
Running Balance	\$0															
AA 7100067, 7100152, 7100155, 7100157																
Business & Facilities Infrastructure (111)																
Supplies		\$0	\$0	\$0	\$1,493	\$4,840	\$0	\$0	\$0	\$0	\$0	\$0	\$0	\$0	\$0	\$6,333
Service Fee		\$0	\$0	\$0	\$12,885	\$0	\$0	\$0	\$0	\$0	\$0	\$0	\$0	\$0	\$0	\$12,885
Consultants		\$0	\$0	\$0	\$0	\$14	\$8	\$0	\$0	\$0	\$0	\$0	\$0	\$0	\$0	\$22
Maintenance Contract		\$0	\$0	\$0	\$0	\$1,366	\$0	\$0	\$0	\$0	\$0	\$0	\$0	\$0	\$0	\$1,366
Legal		\$0	\$0	\$75	\$0	\$0	\$0	\$1,105	\$0	\$0	\$0	\$0	\$0	\$0	\$0	\$1,180
Software License		\$0	\$0	\$0	\$0	\$375	\$0	\$0	\$0	\$0	\$0	\$0	\$0	\$0	\$0	\$375
Other Contract Services		\$0	\$6,289	\$6,988	\$750	\$0	\$2,209	\$0	\$0	\$0	\$0	\$0	\$0	\$0	\$0	\$16,236
Moving Services		\$0	\$0	\$0	\$395	\$0	\$0	\$0	\$0	\$0	\$0	\$0	\$0	\$0	\$0	\$395
Building & Additions		\$0	\$34,672	\$198,667	\$200,585	\$284,668	\$0	\$0	\$0	\$0	\$0	\$0	\$0	\$0	\$0	\$718,592
Architect		\$0	\$0	\$80,626	\$170,132	\$37,906	\$0	\$0	\$0	\$0	\$0	\$0	\$0	\$0	\$0	\$288,664
Engineering		\$0	\$0	\$0	\$3,705	\$9,735	\$6,840	\$0	\$0	\$0	\$0	\$0	\$0	\$0	\$0	\$20,280
Inspection & Testing		\$0	\$0	\$8,142	\$10,938	\$10,500	\$0	\$0	\$0	\$0	\$0	\$0	\$0	\$0	\$0	\$29,580
Project Management		\$0	\$3,073	\$154,904	\$87,291	\$139,821	\$3,571	\$0	\$0	\$0	\$0	\$0	\$0	\$0	\$0	\$388,659
Cap Equipment		\$0	\$0	\$0	\$35,892	\$80,090	\$0	\$0	\$0	\$0	\$0	\$0	\$0	\$0	\$0	\$115,982
Non-Cap Equipment		\$0	\$89,204	\$0	\$84,590	\$193,782	\$0	\$0	\$0	\$0	\$0	\$0	\$0	\$0	\$0	\$367,576
Total		\$0	\$133,238	\$449,401	\$608,656	\$763,095	\$12,628	\$1,105	\$0	\$0	\$0	\$0	\$0	\$0	\$0	\$1,968,124
Project Budget	\$1,968,124															
Less Other Funding	\$0															
Net	\$1,968,124															
Actual Measure AA Expenditures	\$1,968,124															
Running Balance	\$0															
AA 7100004																
Master Planning, Program Management, Overhead (112)																
Supplies		\$0	\$0	\$0	\$0	\$0	\$0	\$0	\$0	\$0	\$0	\$0	\$0	\$0	\$0	\$0
Architect		\$0	\$0	\$0	\$0	\$0	\$0	\$139,302	\$187,927	\$245,329	\$1,270	\$0	\$0	\$0	\$0	\$573,828
Project Management		\$0	\$0	\$0	\$0	\$76,015	\$150	\$0	\$49,170	\$135,533	\$0	\$0	\$0	\$0	\$0	\$260,868
Cap Equipment		\$0	\$0	\$0	\$0	\$0	\$0	\$0	\$0	\$0	\$0	\$0	\$0	\$0	\$0	\$0
Non-Cap Equipment		\$0	\$0	\$0	\$0	\$0	\$0	\$0	\$0	\$0	\$0	\$0	\$0	\$0	\$0	\$0
Total		\$0	\$0	\$0	\$0	\$76,015	\$150	\$139,302	\$237,097	\$380,863	\$1,270	\$0	\$0	\$0	\$0	\$834,697
Project Budget	\$834,697															
Less Other Funding	\$0															
Net	\$834,697															
Actual Measure AA Expenditures	\$834,697															
Running Balance	\$0															

SANTA MONICA COMMUNITY COLLEGE DISTRICT
 MEASURE AA EXPENDITURES
 FUND 42.4
 As of September 30, 2022

MEASURE AA

Projects	Budget	09/10 Final	10/11 Final	11/12 Final	12/13 Final	13/14 Final	14/15 Final	15/16 Final	16/17 Final	17/18 Final	18/19 Final	19/20 Final	20/21 Final	21/22 Final	22/23	Combined Totals
AA 7100154																
Energy Efficiency Projects (113)																
Legal		\$0	\$0	\$0	\$0	\$0	\$0	\$0	\$0	\$0	\$0	\$0	\$0	\$0	\$0	\$0
Other Contract Services		\$0	\$0	\$0	\$0	\$0	\$0	\$0	\$0	\$0	\$0	\$0	\$0	\$0	\$0	\$0
Building & Additions		\$0	\$0	\$189	\$2,108,853	\$990,389	-\$97,621	\$0	\$0	\$0	\$0	\$0	\$0	\$0	\$0	\$3,001,810
Architect		\$0	\$0	\$0	\$0	\$0	\$0	\$0	\$0	\$0	\$0	\$0	\$0	\$0	\$0	\$0
Engineering		\$0	\$0	\$0	\$0	\$0	\$0	\$0	\$0	\$0	\$0	\$0	\$0	\$0	\$0	\$0
Inspection & Testing		\$0	\$0	\$0	\$4,020	\$0	\$10,118	\$0	\$0	\$0	\$0	\$0	\$0	\$0	\$0	\$14,138
Project Management		\$0	\$0	\$0	\$0	\$0	\$825	\$0	\$0	\$0	\$0	\$0	\$0	\$0	\$0	\$825
Non-Cap Equipment		\$0	\$0	\$0	\$0	\$0	\$0	\$0	\$0	\$0	\$0	\$0	\$0	\$0	\$0	\$0
Total		\$0	\$0	\$189	\$2,112,873	\$990,389	-\$86,678	\$0	\$0	\$0	\$0	\$0	\$0	\$0	\$0	\$3,016,773
Project Budget	\$3,508,088															
Less Other Funding	\$491,315															
Net	\$3,016,773															
Actual Measure AA Expenditures	\$3,016,773															
Running Balance	\$0															
* Other Funding Source:																
1) DWP \$18,715.00 received																
2) SCE \$446,519.77 received																
3) Gas Co. \$26,080 received																
AA 7100064																
Community Classroom & Facility Projects (114)																
Supplies		\$0	\$0	\$0	\$124	\$0	\$0	\$0	\$0	\$0	\$0	\$0	\$0	\$0	\$0	\$124
Legal		\$0	\$0	\$1,867	\$1,418	\$0	\$0	\$0	\$0	\$0	\$0	\$0	\$0	\$0	\$0	\$3,285
Other Contract Services		\$0	\$3,720	\$1,869	\$0	\$0	\$0	\$0	\$0	\$0	\$0	\$0	\$0	\$0	\$0	\$5,588
Building & Additions		\$0	\$434,578	\$1,369,441	\$408,696	-\$1,003	\$0	\$0	\$0	\$0	\$0	\$0	\$0	\$0	\$0	\$2,211,712
Architect		\$0	\$263,833	\$48,120	\$1,318	\$0	\$0	\$0	\$0	\$0	\$0	\$0	\$0	\$0	\$0	\$313,272
Engineering		\$0	\$3,220	\$3,143	\$0	\$0	\$0	\$0	\$0	\$0	\$0	\$0	\$0	\$0	\$0	\$6,363
Inspection & Testing		\$0	\$41,002	\$80,885	\$1,495	\$0	\$0	\$0	\$0	\$0	\$0	\$0	\$0	\$0	\$0	\$123,382
Project Management		\$135	\$117,247	\$143,780	\$27,570	\$0	\$0	\$0	\$0	\$0	\$0	\$0	\$0	\$0	\$0	\$288,732
Non-Cap Equipment		\$0	\$0	\$209,726	\$0	\$0	\$0	\$0	\$0	\$0	\$0	\$0	\$0	\$0	\$0	\$209,726
Total		\$135	\$863,599	\$1,858,831	\$440,621	-\$1,003	\$0	\$0	\$0	\$0	\$0	\$0	\$0	\$0	\$0	\$3,162,183
Project Budget	\$3,162,183															
Less Other Funding	\$0															
Net	\$3,162,183															
Actual Measure AA Expenditures	\$3,162,183															
Running Balance	\$0															
AA 7100057																
Real Property Acquisition (115)																
Legal		\$0	\$0	\$0	\$0	\$0	\$0	\$0	\$0	\$659	\$0	\$0	\$0	\$0	\$0	\$659
Other Contract Services		\$0	\$39	\$7,000	\$0	\$15,800	\$0	\$0	\$0	\$0	\$0	\$0	\$0	\$0	\$0	\$22,839
Site Acquisition		\$1,739,979	\$4,001,204	\$9,022,207	\$0	\$0	\$0	\$5,013,226	\$4,821,600	\$0	\$0	\$0	\$0	\$0	\$0	\$24,598,214
Inspection & Testing		\$8,689	\$7,986	\$0	\$0	\$0	\$0	\$0	\$0	\$0	\$0	\$0	\$0	\$0	\$0	\$16,674
Project Management		\$0	\$0	\$0	\$0	\$0	\$0	\$0	\$0	\$0	\$0	\$0	\$0	\$0	\$0	\$0
Total		\$1,748,667	\$4,009,228	\$9,029,207	\$0	\$15,800	\$0	\$5,013,226	\$4,822,259	\$0	\$0	\$0	\$0	\$0	\$0	\$24,638,386
Project Budget	\$24,638,386															
Less Other Funding	\$0															
Net	\$24,638,386															
Actual Measure AA Expenditures	\$24,638,386															
Running Balance	\$0															

SANTA MONICA COMMUNITY COLLEGE DISTRICT
 MEASURE AA EXPENDITURES
 FUND 42.4
 As of September 30, 2022

MEASURE AA

Projects	Budget	09/10 Final	10/11 Final	11/12 Final	12/13 Final	13/14 Final	14/15 Final	15/16 Final	16/17 Final	17/18 Final	18/19 Final	19/20 Final	20/21 Final	21/22 Final	22/23	Combined Totals
AA 7100058, 7100151, 7100156, 7100059																
Roadways, Walkways, Grounds, Parking Lots, and Garages (116)																
Supplies		\$0	\$0	\$0	\$0	\$4,616	\$0	\$0	\$0	\$0	\$0	\$0	\$0	\$0	\$0	\$4,616
Legal		\$0	\$0	\$0	\$125	\$0	\$0	\$0	\$0	\$0	\$0	\$0	\$0	\$0	\$0	\$125
Consultants		\$0	\$0	\$0	\$48,090	\$5,018	\$0	\$0	\$0	\$0	\$0	\$0	\$0	\$0	\$0	\$53,108
Other Contract Services		\$218	\$770	\$122	\$25,249	\$0	\$0	\$0	\$0	\$0	\$0	\$0	\$0	\$0	\$0	\$26,358
Building & Additions		\$185,345	\$6,731	\$113,784	\$321,603	\$975,401	\$0	\$0	\$0	\$0	\$0	\$0	\$0	\$0	\$0	\$1,602,864
Architect		\$0	\$0	\$0	\$103,569	\$19,225	\$1,240	\$0	\$0	\$0	\$0	\$0	\$0	\$0	\$0	\$124,035
Engineering		\$0	\$0	\$0	\$1,095	\$1,445	\$0	\$0	\$0	\$0	\$0	\$0	\$0	\$0	\$0	\$2,540
Inspection & Testing		\$13,380	\$7,865	\$13,553	\$20,126	\$42,865	\$0	\$0	\$0	\$0	\$0	\$0	\$0	\$0	\$0	\$97,787
Project Management		\$24,404	\$12,439	\$21,945	\$54,095	\$104,943	\$1,411	\$0	\$0	\$0	\$0	\$0	\$0	\$0	\$0	\$219,237
Total		\$223,347	\$27,804	\$149,403	\$573,951	\$1,153,512	\$2,652	\$0	\$0	\$0	\$0	\$0	\$0	\$0	\$0	\$2,130,670
Project Budget	\$7,022,417															
Less Other Funding	\$4,891,747															
Net	\$2,130,670															
Actual Measure AA Expenditures	\$2,130,670															
Running Balance	\$0															
* Other Funding Source: 1) Measure S: \$3,891,747 2) Measure V: \$1,000,000 allocated																
AA 7100069																
Infrastructure & Technology - Technology (117)																
Software		\$0	\$0	\$0	\$0	\$0	\$218	\$0	\$0	\$0	\$0	\$0	\$0	\$0	\$0	\$218
Supplies		\$0	\$0	\$13,646	\$7,587	\$0	\$16,966	\$0	\$0	\$0	\$0	\$0	\$0	\$0	\$0	\$38,200
Maintenance Contract		\$0	\$9,472	\$46,300	\$210,581	\$18,944	\$42,415	\$9,472	\$0	\$0	\$0	\$0	\$0	\$0	\$0	\$337,186
Other Contract Services		\$0	\$0	\$0	\$0	\$0	\$49,589	\$0	\$0	\$0	\$0	\$0	\$0	\$0	\$0	\$49,589
Building & Additions		\$0	\$0	\$0	\$0	\$0	\$0	\$0	\$0	\$0	\$0	\$0	\$0	\$0	\$0	\$0
Project Management		\$0	\$0	\$0	\$0	\$0	\$0	\$0	\$0	\$0	\$0	\$0	\$0	\$0	\$0	\$0
Cap Equipment		\$0	\$207,423	\$33,063	\$576,294	\$0	\$1,145,668	\$0	\$0	\$0	\$0	\$0	\$0	\$0	\$0	\$1,962,449
Non-Cap Equipment		\$0	\$0	\$42,827	\$500	\$0	\$3,447	\$0	\$0	\$0	\$0	\$0	\$0	\$0	\$0	\$46,775
Total		\$0	\$216,896	\$135,838	\$794,963	\$18,944	\$1,258,304	\$9,472	\$0	\$0	\$0	\$0	\$0	\$0	\$0	\$2,434,417
Project Budget	\$2,434,417															
Less Other Funding	\$0															
Net	\$2,434,417															
Actual Measure AA Expenditures	\$2,434,417															
Running Balance	\$0															
AA 7100150																
Infrastructure & Technology - Utility (118)																
Software License		\$0	\$12,000	\$0	\$0	\$0	\$0	\$0	\$0	\$0	\$0	\$0	\$0	\$0	\$0	\$12,000
Legal		\$0	\$0	\$0	\$0	\$0	\$0	\$0	\$0	\$0	\$0	\$0	\$0	\$0	\$0	\$0
Building & Additions		\$0	\$0	\$0	\$0	\$0	\$0	\$0	\$0	\$0	\$0	\$0	\$0	\$0	\$0	\$0
Architect		\$0	\$0	\$0	\$0	\$0	\$0	\$0	\$0	\$0	\$0	\$0	\$0	\$0	\$0	\$0
Inspection & Testing		\$0	\$4,979	\$0	\$0	\$0	\$0	\$0	\$0	\$0	\$0	\$0	\$0	\$0	\$0	\$4,979
Project Management		\$0	\$3,240	\$0	\$0	\$0	\$0	\$0	\$0	\$0	\$0	\$0	\$0	\$0	\$0	\$3,240
Cap Equipment		\$0	\$0	\$7,534	\$0	\$0	\$0	\$0	\$0	\$0	\$0	\$0	\$0	\$0	\$0	\$7,534
Non-Cap Equipment		\$0	\$0	\$0	\$0	\$0	\$0	\$0	\$0	\$0	\$0	\$0	\$0	\$0	\$0	\$0
Total		\$0	\$20,219	\$7,534	\$0	\$0	\$0	\$0	\$0	\$0	\$0	\$0	\$0	\$0	\$0	\$27,753
Project Budget	\$27,753															
Less Other Funding	\$0															
Net	\$27,753															
Actual Measure AA Expenditures	\$27,753															
Running Balance	\$0															

SANTA MONICA COMMUNITY COLLEGE DISTRICT
 MEASURE AA EXPENDITURES
 FUND 42.4
 As of September 30, 2022

MEASURE AA

Projects	Budget	09/10 Final	10/11 Final	11/12 Final	12/13 Final	13/14 Final	14/15 Final	15/16 Final	16/17 Final	17/18 Final	18/19 Final	19/20 Final	20/21 Final	21/22 Final	22/23	Combined Totals
AA 7100153																
Emergency Lighting, Fire Alarm, and Security System (119)																
Supplies		\$0	\$0	\$0	\$0	\$2,348	\$0	\$0	\$2,671	\$0	\$0	\$0	\$0	\$0	\$0	\$5,020
Consultants/Legal		\$0	\$0	\$0	\$0	\$0	\$16	\$0	\$0	\$0	\$442	\$0	\$0	\$0	\$0	\$458
Telecom Fee		\$0	\$0	\$0	\$0	\$0	\$800	\$0	\$0	\$0	\$0	\$0	\$0	\$0	\$0	\$800
Maintenance Contract		\$0	\$0	\$648	\$0	\$39,700	\$0	\$2,700	\$0	\$0	\$0	\$0	\$0	\$0	\$0	\$43,048
Software Support		\$0	\$0	\$24,765	\$0	\$106,367	\$0	\$2,232	\$0	\$0	\$0	\$0	\$0	\$0	\$0	\$133,365
Other Contract Services		\$0	\$0	\$0	\$0	\$47,695	\$0	\$4,643	\$1,560	\$0	\$0	\$0	\$0	\$0	\$0	\$53,897
Building & Additions		\$0	\$0	\$0	\$0	\$110	\$2,648,866	\$4,129,145	\$1,308,230	\$763,170	\$26,375	\$79,172	\$0	\$0	\$0	\$8,955,068
Architect		\$0	\$0	\$0	\$0	\$0	\$18,925	\$0	\$0	\$5,047	\$0	\$0	\$0	\$0	\$0	\$23,972
Engineering		\$0	\$0	\$0	\$0	\$211,030	\$389,013	\$156,247	\$255,798	\$358,560	\$114,585	\$0	\$0	\$0	\$0	\$1,485,233
Inspection & Testing		\$0	\$0	\$0	\$0	\$0	\$0	\$58,831	\$4,800	\$0	\$0	\$0	\$0	\$0	\$0	\$63,631
Project Management		\$0	\$0	\$0	\$0	\$51,008	\$52,044	\$79,285	\$16,500	\$49,738	\$240	\$0	\$0	\$0	\$0	\$248,814
Cap Equipment		\$0	\$0	\$0	\$0	\$89,415	\$0	\$5,871	\$0	\$0	\$0	\$0	\$0	\$0	\$0	\$95,286
Non-Cap Equipment		\$0	\$0	\$6,087	\$0	\$392,586	\$8,348	\$0	\$0	\$0	\$0	\$0	\$0	\$0	\$0	\$407,022
Total		\$0	\$0	\$31,500	\$0	\$940,259	\$3,118,012	\$4,438,953	\$1,589,560	\$1,176,515	\$141,642	\$79,172	\$0	\$0	\$0	\$11,515,614
Project Budget	\$11,515,614															
Less Other Funding	\$0															
Net	\$11,515,614															
Actual Measure AA Expenditures	\$11,515,614															
Running Balance	\$0															
AA 7100142																
Student Services (120)																
Supplies		\$0	\$0	\$0	\$0	\$0	\$0	\$0	\$0	\$0	\$0	\$0	\$0	\$0	\$0	\$0
Consultants		\$0	\$0	\$0	\$0	\$0	\$0	\$0	\$0	\$0	\$0	\$0	\$0	\$0	\$0	\$0
Telecom Fee		\$0	\$0	\$0	\$0	\$0	\$0	\$0	\$0	\$0	\$0	\$0	\$0	\$0	\$0	\$0
Maintenance Contract		\$0	\$0	\$0	\$0	\$0	\$0	\$0	\$0	\$0	\$0	\$0	\$0	\$0	\$0	\$0
Software Support		\$0	\$0	\$0	\$0	\$0	\$0	\$0	\$0	\$0	\$0	\$0	\$0	\$0	\$0	\$0
Other Contract Services		\$0	\$0	\$0	\$0	\$0	\$0	\$0	\$0	\$0	\$0	\$0	\$0	\$0	\$0	\$0
Building & Additions		\$0	\$0	\$0	\$0	\$0	\$0	\$0	\$0	\$3,165,626	\$3,704,864	\$0	\$0	\$0	\$0	\$6,870,490
Architect		\$0	\$0	\$0	\$0	\$0	\$0	\$0	\$0	\$0	\$0	\$0	\$0	\$0	\$0	\$0
Engineering		\$0	\$0	\$0	\$0	\$0	\$0	\$0	\$0	\$0	\$0	\$0	\$0	\$0	\$0	\$0
Inspection & Testing		\$0	\$0	\$0	\$0	\$0	\$0	\$0	\$0	\$0	\$0	\$0	\$0	\$0	\$0	\$0
Project Management		\$0	\$0	\$0	\$0	\$0	\$0	\$0	\$0	\$0	\$0	\$0	\$0	\$0	\$0	\$0
Cap Equipment		\$0	\$0	\$0	\$0	\$0	\$0	\$0	\$0	\$0	\$0	\$0	\$0	\$0	\$0	\$0
Non-Cap Equipment		\$0	\$0	\$0	\$0	\$0	\$0	\$0	\$0	\$0	\$0	\$0	\$0	\$0	\$0	\$0
Total		\$0	\$0	\$0	\$0	\$0	\$0	\$0	\$0	\$3,165,626	\$3,704,864	\$0	\$0	\$0	\$0	\$6,870,490
Project Budget	\$6,870,490															
Less Other Funding	\$0															
Net	\$6,870,490															
Actual Measure AA Expenditures	\$6,870,490															
Running Balance	\$0															
* Other Funding Source:																
1) State of California \$1,321,000 received																
2) Measure U \$21,131,135, Measure S \$45,595,322, Measure V \$33,624,909 allocated																
3) Measure U, S & AA interests \$21,681,308 allocated																
Cost of Issuance (121)																
Cost of Issuance		\$0	\$0	\$0	\$0	\$0	\$285,000	\$0	\$213,026	\$0	\$0	\$0	\$0	\$0	\$0	\$498,026
Total		\$0	\$0	\$0	\$0	\$0	\$285,000	\$0	\$213,026	\$0	\$0	\$0	\$0	\$0	\$0	\$498,026
Project Budget	\$498,026															
Less Other Funding	\$0															
Net	\$498,026															
Actual Measure AA Expenditures	\$498,026															
Running Balance	\$0															
Grand Total		\$4,900,734	\$10,935,584	\$17,864,407	\$13,113,759	\$30,388,248	\$39,049,510	\$60,741,756	\$57,313,878	\$52,193,046	\$4,326,286	\$908,418	\$126,029	\$440,877	\$0	\$292,302,532
Measure AA Interest																
Parking Garage and Grounds - Student Services (9)																
Site Improvement																\$0
Building & Additions																\$5,192,948
Architect																\$0
Engineering																\$0
Inspection & Testing																\$0
Project Management																\$0
Total																\$5,192,948
Project Budget	\$5,192,948															
Actual Measure AA Interest Expenditures	\$5,192,948															
Running Balance	\$0															

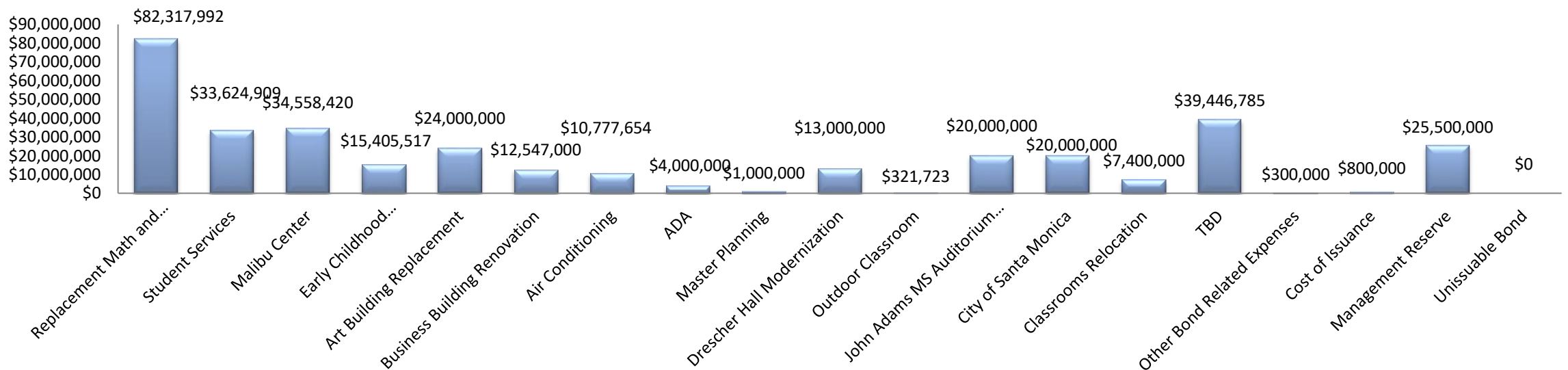
Measure AA Interest	18/19 Final
Parking Garage and Grounds - Student Services (9)	
Site Improvement	\$0
Building & Additions	\$5,192,948
Architect	\$0
Engineering	\$0
Inspection & Testing	\$0
Project Management	\$0
Total	\$5,192,948
Project Budget	\$5,192,948
Actual Measure AA Interest Expenditures	\$5,192,948
Running Balance	\$0

Measure V Bond Budget

As of September 30, 2022

	Project Name	Completion	Project Budget	Measure V Allocation	Other Funding	Measure V Expenditures as of 9/30/22	Measure V Expenditures as of 6/30/22	Measure V Expenditures Last Period	Total Measure V Remaining
101	Replacement Math and Science Extension Build	July 2024	\$124,958,336	\$82,317,992	\$42,640,344	\$28,046,027	\$24,277,567	\$3,768,460	\$54,271,965
102	Student Services	Completed	\$130,224,164	\$33,624,909	\$96,599,255	\$24,608,197	\$24,608,197	\$0	\$9,016,712
103	Malibu Center	November 2022	\$61,714,841	\$34,558,420	\$27,156,421	\$19,959,872	\$17,945,095	\$2,014,777	\$14,598,548
104	Early Childhood Development/Childcare	Completed	\$30,925,771	\$15,405,517	\$15,520,254	\$12,979,700	\$12,978,212	\$1,488	\$2,425,817
105	Art Building Replacement	August 2024	\$34,901,000	\$24,000,000	\$10,901,000	\$1,676,100	\$1,675,700	\$400	\$22,323,900
106	Business Building Renovation	December 2026	\$25,017,000	\$12,547,000	\$12,470,000	\$3,400	\$3,400	\$0	\$12,543,600
107	Air Conditioning	Completed	\$10,777,654	\$10,777,654	\$0	\$10,124,081	\$10,124,081	\$0	\$653,573
108	ADA	On-Going	\$4,000,000	\$4,000,000	\$0	\$0	\$0	\$0	\$4,000,000
109	Master Planning	June 2022	\$1,000,000	\$1,000,000	\$0	\$731,658	\$731,658	\$0	\$268,342
110	Drescher Hall Modernization	On-Going	\$13,005,082	\$13,000,000	\$5,082	\$0	\$0	\$0	\$13,000,000
111	Outdoor Classroom	On-Going	\$321,723	\$321,723	\$0	\$321,723	\$321,723	\$0	\$0
112	John Adams MS Auditorium (SMMUSD)	Completed	\$20,000,000	\$20,000,000	\$0	\$20,000,000	\$20,000,000	\$0	\$0
113	City of Santa Monica	On-Going	\$20,000,000	\$20,000,000	\$0	\$0	\$0	\$0	\$20,000,000
114	Classrooms Relocation	Completed	\$7,400,000	\$7,400,000	\$0	\$7,286,719	\$7,286,719	\$0	\$113,281
115	TBD	On-Going	\$39,446,785	\$39,446,785	\$0	\$0	\$0	\$0	\$39,446,785
120	Other Bond Related Expenses	On-Going	\$300,000	\$300,000	\$0	\$244,554	\$244,554	\$0	\$55,446
121	Cost of Issuance	On-Going	\$800,000	\$800,000	\$0	\$744,152	\$744,152	\$0	\$55,848
122	Management Reserve	On-Going	\$25,500,000	\$25,500,000	\$0	\$0	\$0	\$0	\$25,500,000
123	Unissuable Bond	On-Going	\$0	\$0	\$0	\$0	\$0	\$0	\$0
Project Totals			\$550,292,356	\$345,000,000	\$205,292,356	\$126,726,183	\$120,941,058	\$5,785,125	\$218,273,817

Measure V Allocation



SANTA MONICA COMMUNITY COLLEGE DISTRICT
Measure V Bond Budget History
as of September 30, 2022

MEASURE V

	Project Name	Completion	Preliminary Measure V Budget	Measure V Budget as of 6/30/22	Measure V Budget as of 9/30/22	Variance	Measure V Remaining as of 9/30/22
101	Replacement Math and Science Extension Building	July 2024	\$82,317,992	\$82,317,992	\$82,317,992	\$0	\$54,271,965
102	Student Services	Completed	\$21,130,252	\$33,624,909	\$33,624,909	\$0	\$9,016,712
103	Malibu Center	November 2022	\$25,000,000	\$34,558,420	\$34,558,420	\$0	\$14,598,548
104	Early Childhood Development/Childcare	Completed	\$15,405,517	\$15,405,517	\$15,405,517	\$0	\$2,425,817
105	Art Building Replacement	August 2024	\$24,000,000	\$24,000,000	\$24,000,000	\$0	\$22,323,900
106	Business Building Renovation	December 2026	\$12,547,000	\$12,547,000	\$12,547,000	\$0	\$12,543,600
107	Air Conditioning	Completed	\$10,777,654	\$10,777,654	\$10,777,654	\$0	\$653,573
108	ADA	On-Going	\$4,000,000	\$4,000,000	\$4,000,000	\$0	\$4,000,000
109	Master Planning	March 2023	\$450,000	\$1,000,000	\$1,000,000	\$0	\$268,342
110	Drescher Hall Modernization	On-Going	\$13,000,000	\$13,000,000	\$13,000,000	\$0	\$13,000,000
111	Outdoor Classroom	On-Going	\$10,000,000	\$321,723	\$321,723	\$0	\$0
112	John Adams MS Auditorium (SMMUSD)	Completed	\$20,000,000	\$20,000,000	\$20,000,000	\$0	\$0
113	City of Santa Monica	On-Going	\$20,000,000	\$20,000,000	\$20,000,000	\$0	\$20,000,000
114	Classrooms Relocation	Completed	\$0	\$7,400,000	\$7,400,000	\$0	\$113,281
115	TBD	On-Going	\$57,271,585	\$39,446,785	\$39,446,785	\$0	\$39,446,785
120	Other Bond Related Expenses	On-Going	\$300,000	\$300,000	\$300,000	\$0	\$55,446
121	Cost of Issuance	On-Going	\$800,000	\$800,000	\$800,000	\$0	\$55,848
122	Management Reserve	On-Going	\$28,000,000	\$25,500,000	\$25,500,000	\$0	\$25,500,000
123	Unissuable Bond	On-Going	\$0	\$0	\$0	\$0	\$0
	Project Totals		\$345,000,000	\$345,000,000	\$345,000,000	\$0	\$218,273,817

Measure V Project Schedule

As of September 30, 2022

	Project Name	Completion	2020	2021	2022	2023	2024
101	Replacement Math and Science Extension Building	July 2024					
102	Student Services	Completed					
103	Malibu Center	November 2022					
104	Early Childhood Development/Childcare	Completed					
105	Art Building Replacement	August 2024					
106	Business Building Renovation	December 2026					
107	Air Conditioning	Completed					
108	ADA	On-Going					
109	Master Planning	March 2023					
110	Drescher Hall Modernization	On-Going					
111	Outdoor Classroom	On-Going					
112	John Adams SMMUSD	Completed					
113	City of Santa Monica	On-Going					
114	Classrooms Relocation	Completed					
115	TBD	On-Going					
120	Other Bond Related Expenses	On-Going					
121	Cost of Issuance	On-Going					
122	Management Reserve	On-Going					
123	Unissuable Bond	On-Going					

In Planning In Construction

SANTA MONICA COMMUNITY COLLEGE DISTRICT
MEASURE V EXPENDITURES
FUND 42.5
As of September 30, 2022

MEASURE V

Projects	Budget	17/18 Final	18/19 Final	19/20 Final	20/21 Final	21/22 Final	22/23	Combined Totals
V 710090								
Replacement Math and Science Extension Building (101)								
Legal		\$0	\$0	\$0	\$0	\$0	\$0	\$0
Other Contract Services		\$0	\$0	\$0	\$0	\$0	\$0	\$0
Moving Services		\$0	\$0	\$67,242	\$0	\$0	\$0	\$67,242
Building & Additions		\$675	\$12,987	\$2,633	\$3,697,529	\$13,243,628	\$3,608,868	\$20,566,320
Architect		\$2,047,911	\$14,446	\$229,267	\$653,770	\$552,565	\$100,986	\$3,598,945
Engineering		\$0	\$0	\$19,622	\$6,966	\$10,940	\$0	\$37,529
Inspection & Testing		\$30,804	\$44,077	\$60,666	\$225,542	\$919,688	\$19,626	\$1,300,402
Project Management		\$130,874	\$617,805	\$347,350	\$474,483	\$866,097	\$38,980	\$2,475,589
Cap Equipment		\$0	\$0	\$0	\$0	\$0	\$0	\$0
Non-Cap Equipment		\$0	\$0	\$0	\$0	\$0	\$0	\$0
Total		\$2,210,264	\$689,315	\$726,781	\$5,058,290	\$15,592,919	\$3,768,460	\$28,046,027
Project Budget	\$124,958,336	Received						
Less Other Funding	\$42,640,344	\$17,711,872	* Other Funding Source:					
Net	\$82,317,992	1) Measure U \$308,336 2) Measure AA \$2,244,008 allocated						
Actual Measure V Expenditures	\$28,046,027	3) State of California \$40,088,000 allocated						
Running Balance	\$54,271,965							
V 7100142								
Student Services Building (102)								
Supplies		\$0	\$71,445	\$38,162	\$0	\$0	\$0	\$109,607
Other Contract Services		\$0	\$0	\$59,784	\$6,935	\$0	\$0	\$66,719
Consultants		\$0	\$0	\$687	\$0	\$0	\$0	\$687
Software Support		\$0	\$189,120	\$0	\$0	\$0	\$0	\$189,120
Moving Services		\$0	\$55,062	\$9,056	\$0	\$0	\$0	\$64,118
Building & Additions		\$0	\$12,355,060	\$4,201,966	\$355,441	\$0	\$0	\$16,912,467
Architect		\$0	\$419,829	\$530,797	\$186,296	\$27,836	\$0	\$1,164,758
Engineering		\$0	\$140,458	\$67,481	\$0	\$0	\$0	\$207,939
Inspection & Testing		\$55,202	\$296,732	\$131,128	\$21,146	\$0	\$0	\$504,208
Project Management		\$0	\$900,333	\$219,425	\$85,310	\$13,020	\$0	\$1,218,088
Cap Equipment		\$0	\$1,565,928	\$90,915	\$0	\$0	\$0	\$1,656,844
Non-Cap Equipment		\$0	\$2,279,541	\$196,313	\$37,790	\$0	\$0	\$2,513,644
Total		\$55,202	\$18,273,508	\$5,545,714	\$692,918	\$40,856	\$0	\$24,608,197
Project Budget	\$130,224,164	* Other Funding Source:						
Less Other Funding	\$96,599,255	1) State of California \$1,321,000 received						
Net	\$33,624,909	2) Measure U \$21,131,135 3) Measure S 45,595,322,						
Actual Measure V Expenditures	\$24,608,197	4) Measure AA \$6,870,490 allocated						
Running Balance	\$9,016,712	5) Measure U, S & AA interests \$21,681,308 allocated						
V 7100015								
Malibu Site Acquisition and Center (103)								
Supplies		\$0	\$0	\$0	\$0	\$0	\$585	\$585
Legal		\$0	\$0	\$0	\$0	\$0	\$0	\$0
Other Contract Services		\$0	\$0	\$2,713	\$38,163	\$0	\$0	\$40,876
Consultants		\$0	\$0	\$0	\$0	\$0	\$0	\$0
Moving Services		\$0	\$0	\$0	\$0	\$0	\$0	\$0
Building & Additions		\$0	\$0	\$2,642,861	\$3,388,666	\$8,734,478	\$1,803,084	\$16,569,089
Architect		\$0	\$0	\$0	\$155,448	\$493,355	\$76,776	\$725,579
Engineering		\$0	\$0	\$8,482	\$0	\$15,268	\$0	\$23,750
Inspection & Testing		\$0	\$0	\$51,754	\$633,723	\$511,002	\$11,380	\$1,207,857
Project Management		\$0	\$0	\$49,588	\$581,175	\$626,405	\$29,260	\$1,286,428
Cap Equipment		\$0	\$0	\$0	\$0	\$0	\$23,687	\$23,687
Non-Cap Equipment		\$0	\$0	\$0	\$0	\$12,015	\$70,006	\$82,020
Total		\$0	\$0	\$2,755,398	\$4,797,174	\$10,392,522	\$2,014,777	\$19,959,872
Project Budget	\$61,714,841	* Other Funding Source:						
Less Other Funding	\$27,427,359	1) Measure S \$25,132,568						
Net	\$34,287,482	2) Interest Allocated \$2,294,791						
Actual Measure V Expenditures	\$19,959,872							
Running Balance	\$14,327,610							

SANTA MONICA COMMUNITY COLLEGE DISTRICT
MEASURE V EXPENDITURES
FUND 42.5
As of September 30, 2022

MEASURE V

Projects	Budget	17/18 Final	18/19 Final	19/20 Final	20/21 Final	21/22 Final	22/23	Combined Totals
<i>V 7100104</i>								
Early Childhood Development/Childcare (104)								
Supplies		\$0	\$0	\$35,150	\$5,332	-\$500	\$0	\$39,982
Other Contract Services		\$0	\$0	\$35,344	\$15,128	\$0	\$0	\$50,472
Consultants		\$0	\$0	\$16	\$0	\$0	\$0	\$16
Software Support		\$0	\$0	\$6,158	\$0	\$5,677	\$0	\$11,835
Legal		\$0	\$0	\$96	\$0	\$0	\$0	\$96
Building & Additions		\$0	\$0	\$8,879,770	\$1,603,432	\$0	\$0	\$10,483,202
Architect		\$0	\$0	\$262,660	\$275,924	\$105,158	\$1,488	\$645,230
Engineering		\$0	\$0	\$19,448	\$0	\$15,550	\$0	\$34,998
Inspection & Testing		\$0	\$0	\$349,661	\$135,767	\$3,700	\$0	\$489,128
Project Management		\$0	\$0	\$384,279	\$384,714	\$2,144	\$0	\$771,137
Cap Equipment		\$0	\$0	\$32,448	\$0	\$0	\$0	\$32,448
Non-Cap Equipment		\$0	\$0	\$328,242	\$92,913	\$0	\$0	\$421,155
Total		\$0	\$0	\$10,333,272	\$2,513,210	\$131,730	\$1,488	\$12,979,700
Project Budget	\$30,925,771	Received						
Less Other Funding	\$15,520,254	\$6,661,598		* Other Funding Source:				
Net	\$15,405,517			1) City of Santa Monica \$6,661,598 committed				
Actual Measure V Expenditures	\$12,979,700			2) Measure S \$8,858,656 allocated				
Running Balance	\$2,425,817							

<i>V 7100240</i>								
Art Complex (105)								
Legal		\$0	\$0	\$14,811	\$0	\$0	\$0	\$14,811
Other Contract Services		\$0	\$0	\$0	\$0	\$0	\$0	\$0
Consultants		\$0	\$0	\$20,991	\$40,710	\$1,344	\$0	\$63,045
Moving Services		\$0	\$0	\$0	\$0	\$0	\$0	\$0
Building & Additions		\$184	\$407,369	\$3,040	\$0	\$1,791	\$0	\$412,200
Architect		\$0	\$0	\$39,542	\$569,178	\$28,572	\$0	\$637,292
Engineering		\$0	\$0	\$0	\$0	\$40,750	\$0	\$40,750
Inspection & Testing		\$0	\$35,495	\$25,052	\$43,653	\$45,227	\$0	\$149,427
Project Management		\$0	\$1,600	\$85,708	\$85,978	\$184,706	\$400	\$358,392
Cap Equipment		\$0	\$0	\$0	\$0	\$0	\$0	\$0
Non-Cap Equipment		\$0	\$0	\$0	\$0	\$0	\$0	\$0
Total		\$184	\$444,464	\$189,143	\$739,518	\$302,390	\$400	\$1,676,100
Project Budget	\$34,901,000	Received						
Less Other Funding	\$10,901,000	\$506,957		* Other Funding Source:				
Net	\$24,000,000			1) State of California \$10,901,000 pending				
Actual Measure V Expenditures	\$1,676,100							
Running Balance	\$22,323,900							

SANTA MONICA COMMUNITY COLLEGE DISTRICT
 MEASURE V EXPENDITURES
 FUND 42.5
 As of September 30, 2022

MEASURE V

Projects	Budget	17/18 Final	18/19 Final	19/20 Final	20/21 Final	21/22 Final	22/23	Combined Totals
<i>V 7100243</i>								
Business Building Replacement (106)								
Legal		\$0	\$0	\$0	\$0	\$0	\$0	\$0
Other Contract Services		\$0	\$0	\$0	\$0	\$0	\$0	\$0
Consultants		\$0	\$0	\$0	\$0	\$0	\$0	\$0
Moving Services		\$0	\$0	\$0	\$0	\$0	\$0	\$0
Building & Additions		\$0	\$0	\$0	\$0	\$0	\$0	\$0
Architect		\$0	\$0	\$0	\$0	\$0	\$0	\$0
Engineering		\$0	\$0	\$0	\$0	\$0	\$0	\$0
Inspection & Testing		\$0	\$0	\$0	\$0	\$0	\$0	\$0
Project Management		\$0	\$0	\$3,400	\$0	\$0	\$0	\$3,400
Cap Equipment		\$0	\$0	\$0	\$0	\$0	\$0	\$0
Non-Cap Equipment		\$0	\$0	\$0	\$0	\$0	\$0	\$0
Total		\$0	\$0	\$3,400	\$0	\$0	\$0	\$3,400
Project Budget	\$25,017,000	* Other Funding Source: 1) State Funding \$12,470,000						
Less Other Funding	\$12,470,000							
Net	\$12,547,000							
Actual Measure V Expenditures	\$3,400							
Running Balance	\$12,543,600							
<i>V 7100188</i>								
Air Conditioning (107)								
Other Contract Services		\$0	\$0	\$0	\$0	\$0	\$0	\$0
Consultants		\$0	\$0	\$0	\$0	\$0	\$0	\$0
Building & Additions		\$0	\$0	\$2,451	\$7,537,201	\$733,457	\$0	\$8,273,110
Architect		\$0	\$79,000	\$0	\$0	\$39,872	\$0	\$118,872
Engineering		\$417,960	\$217,966	\$26,992	\$81,868	\$109,823	\$0	\$854,609
Inspection & Testing		\$0	\$54,810	\$776	\$253,936	\$125,639	\$0	\$435,160
Project Management		\$4,370	\$4,570	\$35,700	\$365,350	\$32,340	\$0	\$442,330
Total		\$422,330	\$356,346	\$65,919	\$8,238,355	\$1,041,132	\$0	\$10,124,081
Project Budget	\$10,777,654	* Other Funding Source: 1) State Funding \$12,470,000						
Less Other Funding	\$0							
Net	\$10,777,654							
Actual Measure V Expenditures	\$10,124,081							
Running Balance	\$653,573							

SANTA MONICA COMMUNITY COLLEGE DISTRICT
 MEASURE V EXPENDITURES
 FUND 42.5
 As of September 30, 2022

MEASURE V

Projects	Budget	17/18 Final	18/19 Final	19/20 Final	20/21 Final	21/22 Final	22/23	Combined Totals
<i>V 710004</i>								
Master Plan (109)								
Other Contract Services		\$0	\$0	\$0	\$0	\$0	\$0	\$0
Consultants		\$0	\$0	\$0	\$0	\$48,000	\$0	\$48,000
Advertising		\$0	\$641	\$0	\$0	\$0	\$0	\$641
Architect		\$0	\$112,073	\$528,182	\$37,861	\$0	\$0	\$678,116
Engineering		\$0	\$0	\$0	\$0	\$0	\$0	\$0
Inspection & Testing		\$0	\$0	\$0	\$0	\$0	\$0	\$0
Project Management		\$0	\$3,800	\$1,100	\$0	\$0	\$0	\$4,900
Total		\$0	\$116,515	\$529,282	\$37,861	\$48,000	\$0	\$731,658
Project Budget	\$1,000,000							
Less Other Funding	\$0							
Net	\$1,000,000							
Actual Measure V Expenditures	\$731,658							
Running Balance	\$268,342							
<i>V 7100237</i>								
Outdoor Classroom (111)								
Other Contract Services		\$0	\$0	\$0	\$0	\$0	\$0	\$0
Building & Additions		\$0	\$0	\$0	\$0	\$0	\$0	\$0
Architect		\$100,000	\$102,023	\$102,495	\$0	\$0	\$0	\$304,518
Engineering		\$0	\$0	\$0	\$0	\$0	\$0	\$0
Inspection & Testing		\$0	\$0	\$0	\$0	\$0	\$0	\$0
Project Management		\$0	\$17,205	\$0	\$0	\$0	\$0	\$17,205
Total		\$100,000	\$119,228	\$102,495	\$0	\$0	\$0	\$321,723
Project Budget	\$321,723							
Less Other Funding	\$0							
Net	\$321,723							
Actual Measure V Expenditures	\$321,723							
Running Balance	\$0							

SANTA MONICA COMMUNITY COLLEGE DISTRICT
MEASURE V EXPENDITURES
FUND 42.5
As of September 30, 2022

MEASURE V

Projects	Budget	17/18 Final	18/19 Final	19/20 Final	20/21 Final	21/22 Final	22/23	Combined Totals
V 7100243								
Classrooms Relocation (114)								
Supplies		\$0	\$0	\$0	\$0	\$11,963	\$0	\$11,963
Other Contract Services		\$0	\$0	\$0	\$0	\$0	\$0	\$0
Building & Additions		\$0	\$3,467	\$5,709,329	\$391,967	\$0	\$0	\$6,104,763
Supplies		\$0	\$0	\$4,982	\$0	\$0	\$0	\$4,982
Architect		\$0	\$184,434	\$78,179	\$92,082	\$0	\$0	\$354,695
Engineering		\$0	\$0	\$0	\$0	\$0	\$0	\$0
Inspection & Testing		\$0	\$16,795	\$115,194	\$25,996	\$0	\$0	\$157,985
Project Management		\$0	\$61,520	\$476,831	\$55,650	\$0	\$0	\$594,001
Non-Cap Equipment		\$0	\$0	\$58,331	\$0	\$0	\$0	\$58,331
Total		\$0	\$266,216	\$6,442,846	\$565,695	\$11,963	\$0	\$7,286,719
Project Budget	\$7,400,000							
Less Other Funding	\$0							
Net	\$7,400,000							
Actual Measure V Expenditures	\$7,286,719							
Running Balance	\$113,281							
V 7100255								
John Adams MS Auditorium - SMMUSD (112)								
Building and Additions		\$0	\$0	\$0	\$15,000,000	\$5,000,000	\$0	\$20,000,000
Total		\$0	\$0	\$0	\$15,000,000	\$5,000,000	\$0	\$20,000,000
Project Budget	\$20,000,000							
Less Other Funding	\$0							
Net	\$20,000,000							
Actual Measure V Expenditures	\$20,000,000							
Running Balance	\$0							
S7100048								
Other Bond Related Expenses (116)								
Consultants		\$0	\$0	\$0	\$0	\$0	\$0	\$0
Lease/Rental		\$0	\$13,590	\$18,171	\$6,814	\$0	\$0	\$38,576
Supplies		\$0	\$0	\$0	\$0	\$0	\$0	\$0
Legal		\$0	\$0	\$0	\$0	\$0	\$0	\$0
Software License		\$0	\$0	\$0	\$0	\$0	\$0	\$0
Advertising		\$0	\$0	\$0	\$770	\$900	\$0	\$1,670
Other Contract Services		\$0	\$0	\$0	\$0	\$0	\$0	\$0
Building & Additions		\$184	\$191,065	\$0	\$0	\$0	\$0	\$191,249
Inspection & Testing		\$0	\$13,060	\$0	\$0	\$0	\$0	\$13,060
Project Management		\$0	\$0	\$0	\$0	\$0	\$0	\$0
Cap Equipment		\$0	\$0	\$0	\$0	\$0	\$0	\$0
Non-Cap Equipment		\$0	\$0	\$0	\$0	\$0	\$0	\$0
Total		\$184	\$217,715	\$18,171	\$7,584	\$900	\$0	\$244,554
Project Budget	\$300,000							
Less Other Funding	\$0							
Net	\$300,000							
Actual Measure V Expenditures	\$244,554							
Running Balance	\$55,446							
Cost of Issuance (117)								
Cost of Issuance		\$291,277	\$0	\$0	\$0	\$452,875	\$0	\$744,152
Total		\$291,277	\$0	\$0	\$0	\$452,875	\$0	\$744,152
Project Budget	\$800,000							
Less Other Funding	\$0							
Net	\$800,000							
Actual Measure V Expenditures	\$744,152							
Running Balance	\$55,848							
Grand Total		\$3,079,439	\$20,483,307	\$26,712,421	\$37,650,605	\$33,015,286	\$5,785,125	\$126,726,184

SMC Bond Program
Contractor List as of 9-30-2022

Student Services (Measure U #0, Measure S #9, Measure AA #120, Measure V #102):

Architect – Steinberg Architects, Morris Architects, SVA Architects
Contractor – Minco, Bernards Brothers, Spinitar
Engineering – IVA, Cogent Energy Engineering, XL Fire
Inspection & Testing – Geo Labs, BTC Labs - Vertical V, Peak Survey, LPI
Rango Inc., Twining, AGE
Project Management – LPI, YNL, Vanir

Replacement Health/PE/Fitness/Dance Building (Measure S #4, Measure AA #104):

Architect – Gensler Architects
Contractor – Bernards Brothers
Engineering – IVA, Glumac
Inspection & Testing – Geo Labs, Ellis Environmental, Twining, Rango Inc.
Project Management – LPI

Early Childhood Development (Measure S #5, Measure V #104):

Architect – Carde Ten Architects
Consultant – Child Educational Center
Contractor – The Nazerian Group
Engineering – Jacobs
Inspection & Testing – Geo Labs, Rango Inc., Twining
Project Management – LPI, Vanir, YNL

Malibu Site (Measure S #6, Measure AA #110, Measure V #103):

Architect – Quatro Design Group
Contractor – Master Contracting, Icon West
Consultant – m2 Strategic, Parker Environmental
Engineering – Ensitu Services, Jacobs
Inspection & Testing – Peak Surveys, Ellis Environmental, JL Inspection, Ninyo
& Moore, JL Inspection
Project Management – LPI, m6 Strategic, Vanir, YNL

Energy Efficiency Projects (Measure S #7, Measure AA #113):

Architect – N/A
Contractor – Compass Energy Solutions, Johnson Controls
Engineering – Compass Energy Solutions, Johnson Controls
Inspection & Testing – Ellis Environmental

Environmental Performance (Measure AA #101):

Architect – Kishimoto Architects
Contractor – SJ Amoroso Construction
Engineering – P2S Engineering
Inspection & Testing – Cannon, Peak Surveys
Project Management – LPI

Information Technology Relocation (Measure AA #102):

Architect – Morris Architects
Contractor – Minco, Bernards Brothers, Eidim AV Technology
Engineering – IVA, P2S Engineering
Inspection & Testing – Cannon, Peak Surveys, Geo Labs, Ellis Environmental,
Twining, JL Inspection, Rango Inc.
Project Management – LPI, CCS Presentation

Media and Technology Complex (Measure AA #103):

Architect – Clive Wilkinson Architects, Morris Architects
Contractor – H.B. Parkco Construction, Fast Track Construction, CW
Driver, Dimension Data, Key Code Media, Omega
Construction
Consultant – EEG Services
Engineering – IVA, P2S Engineering
Inspection & Testing – Twining, Geo Labs, BTC Labs – Vertical V,
JL Inspection, EEG Services, Ellis Environmental, Rango
Inc., Cannon
Project Management – LPI

Madison East Wing Seismic Upgrade (Measure AA #107):

Architect – DLR Group – WWCOT, LPI
Contractor – Trimax, Bernards Brothers, Dimension Data
Engineering – IVA, Glumac
Inspection & Testing – Twining, Peak Surveys, LPI, All Group Engineering, EEG
Services, Ellis Environmental
Project Management – LPI

Business & Facilities Infrastructure (Measure AA #111):

Architect – LPI, Gwynne Pugh Urban Studio
Contractor – REC+S, Inc., Omega Construction,
Concept Consultant, Inc.
Engineering – N/A
Inspection & Testing – Ellis Environmental, JL Inspection
Project Management – LPI

Community Classroom & Facility Project (Measure AA #114)

Architect – Morris Architects
Contractor – Waisman Construction, Spinitar, Trimax
Engineering – IVA
Inspection & Testing – LPI, Twining
Project Management – LPI

Satellite Campus Parking Facilities and Roadway Improvements (Measure S #8)

Architect – N/A
Contractor – N/A
Engineering – MK Engineering Group
Inspection & Testing – N/A
Project Management – LPI

Roadways, walkways, Grounds, Parking Lots, and Garages (Measure AA #116)

Architect – LPI, DLR Group - WWCOT
Contractor – Trimax, Pub Construction
Consultant – Walker Parking
Engineering – MK Engineering
Inspection & Testing – Ellis Environmental, Peak Surveys, LPI
Project Management – LPI

Emergency Lighting, Fire Alarm, and Security System (Measure AA #119)

Contractor – Red Hawk Fire and Security, Nexus
Engineering – MDC Engineers
Inspection & Testing – Rango Inc.
Project Management – LPI

Signage Safety/Information (Measure S #15)

Contractor – Sign Excellence
Consultant – APCO
Project Management – LPI

Math and Science Addition (Measure AA #106/Measure V #101)

Architect – Cannon Design
Contractor – Icon West, The Nazerian Group
Consultant – N/A
Engineering – Arup
Inspection & Testing – AGE
Project Management – Vanir, YNL

Classrooms Relocation (Measure V #114)

Architect – Gwynne Pugh
Contractor – The Nazerian Group
Inspection & Testing – AGE
Project Management – Vanir, YNL

Art Building Replacement (Measure V #105)

Architect – Little Architects
Contractor – N/A
Engineering – tk1sc
Inspection & Testing – B2 Environmental, Geolabs, CNA
Project Management – Vanir, YNL

Air Conditioning (Measure V #107)

Architect - P2S

Contractor - A&B Construction, Inc

Engineering - tk1sc, P2S

Inspection & Testing - Rango Inc., Koury, B2 Environmental

Project Management - Vanir, YNL



Vendors and Contractors List

(Received Payments from Bond Funds)

For the 3 month period July 1, 2022 to September 30, 2022 (FY 2022-23)

All Group Engineering (AGE)
ARC Printing
Cannon Design
Dick Blick Art
Division of State Architect
Icon West Construction Company
ITSavvy
JL Inspection
McMurray Stern
QDG Architecture
School Outfitters
Vanir Construction Management