



Citizens' Bond Oversight Committee (CBOC)

Meeting on October 18th, 2023

September 30th, 2023 Report

3 Months - FY 2023-24 (Q1)

BOND CAPITAL CONSTRUCTION REPORTS

District Management is responsible for the preparation and fair presentation of the statement of expenditures and bond proceeds in accordance with U.S. generally accepted accounting principles; this includes the design, implementation, and maintenance of internal control relevant to the preparation and fair presentation of the statement of expenditures of bond proceeds that is free from material misstatement, whether due to fraud or error.

This report is prepared in accordance with these requirements and all bond expenditures were made in compliance with all applicable laws.

Santa Monica College - Bond Capital Construction Budget Summary - 9-30-2023

Project Number	Project Name	Measure U Budget	Measure S Budget	Measure AA Budget	Measure V Budget	Interest	Other Funding Received *	Other Funding Pending **	Total Budget	Estimate at Completion	Status	Bond Funds Remaining
U-A	Purchase of BAE Airport Site	\$30,280,878							\$30,280,878	\$30,280,878	Completed	\$0
U-B	Emeritus College Facility	\$8,909,940					\$693,842		\$9,603,782	\$9,603,782	Completed	\$0
U-C	Purchase of 1738 Pearl Street	\$749,208							\$749,208	\$749,208	Completed	\$0
U-D	PE Temp. Bldg. Replacement	\$2,797,033							\$2,797,033	\$2,797,033	Completed	\$0
U-E	Remodel Library Village for Math	\$1,458,690							\$1,458,690	\$1,458,690	Completed	\$0
U-F	SM Airport Campus Site Improvements	\$4,170,264							\$4,170,264	\$4,170,264	Completed	\$0
U-G	SM Airport Campus West Building	\$19,709,741							\$19,709,741	\$19,709,741	Completed	\$0
U-H	Theater Arts Renovation	\$19,544,314							\$19,544,314	\$19,544,314	Completed	\$0
U-I	Earthquake Rpl. Liberal Arts North	\$6,011,584					\$6,496,141		\$12,507,725	\$12,507,725	Completed	\$0
U-K	Earthquake Rpl. Liberal Arts South	\$6,108,150					\$10,625,070		\$16,733,220	\$16,733,220	Completed	\$0
U-L	Shuttle Replacement Parking	\$18,969,509							\$18,969,509	\$18,969,509	Completed	\$0
U-M	North Quad Plaza	\$11,388,463							\$11,388,463	\$11,388,463	Completed	\$0
U-Q	Infrastructure & Safety	\$4,003,084							\$4,003,084	\$4,003,084	Completed	\$0
U-R	Restroom Improvements	\$17,501							\$17,501	\$17,501	Completed	\$0
S-1	Athletic Fields Phase I, Corsair Field		\$4,372,535				\$67,530		\$4,440,065	\$4,440,065	Completed	\$0
S-1A	Athletic Fields Phase I, John Adams		\$2,969,807						\$2,969,807	\$2,969,807	Completed	\$0
S-10	Pico Promenade Improvements, Phase I		\$1,018,009						\$1,018,009	\$1,018,009	Completed	\$0
S-13	Adv. Architecture Related Exp for AA		\$0						\$0	\$0	Completed	\$0
AA-114	Community Classroom & Facility Projects			\$3,162,183					\$3,162,183	\$3,162,183	Completed	\$0
U-T	14th and Pico Project	\$319,242							\$319,242	\$319,242	Completed	\$0
U-N	Letters & Sci Demo/Restore	\$0							\$0	\$0	Completed	\$0
AA-108	Renovation of Corsair Stadium			\$1,035,299					\$1,035,299	\$1,035,299	In Design	\$972,400
S-2	Performing Arts Complex		\$37,697,625				\$2,992,576		\$40,690,201	\$40,690,201	Completed	\$0
U-J	Music Complex	\$2,011,371					\$2,618,113		\$4,629,484	\$4,629,484	Completed	\$0
S-3, AA-109	Career Opportunity Center			\$0					\$0	\$0	Completed	\$0
AA-118	Infrastructure & Technology - Utility			\$27,753					\$27,753	\$27,753	Completed	\$0
AA-111	Business & Facilities Infrastructure			\$1,968,124					\$1,968,124	\$1,968,124	Completed	\$0
AA-117	Infrastructure & Technology - Technology			\$2,434,417					\$2,434,417	\$2,434,417	Completed	\$0
S-7, AA-113	Energy Efficiency Projects		\$293,361	\$3,016,773			\$708,637		\$4,018,771	\$4,018,771	Completed	\$0
S-15	Signage Safety/Information		\$706,713						\$706,713	\$706,713	Completed	\$0
AA-102	Infrastructure & Technology - Information Technology Relocation			\$23,140,771			\$19,798		\$23,160,569	\$23,160,569	Completed	\$0
S-8, AA-116	Satellite Campus Parking Facilities and Roadway		\$3,891,747	\$2,130,670					\$6,022,417	\$6,022,417	Completed	\$0
AA-107	Madison East Wing Seismic Upgrade			\$30,161,852					\$30,161,852	\$30,161,852	Completed	\$0
S-4, AA-104	Replacement Health/PE/Fitness Central Plant Building		\$11,603,383	\$44,428,222			\$208,847		\$56,240,452	\$56,240,452	Completed	\$0
AA-101	Environmental Performance - Central Plant Connections			\$10,767,251					\$10,767,251	\$10,767,251	Completed	\$0
S-14, AA-115	Real Property Acquisition		\$45,597	\$24,638,386					\$24,683,983	\$24,683,983	Completed	\$0
AA-103	Media and Technology Complex - Academy Site			\$124,669,502			\$6,835,391		\$131,504,893	\$131,504,893	Completed	\$1,161,872
AA-119	Emergency Lighting, Fire Alarm, and Security System			\$11,515,614					\$11,515,614	\$11,515,614	Completed	\$0
15004829	Student Services Building	\$21,131,135	\$45,595,322	\$6,870,490	\$33,624,909	\$21,681,308	\$1,321,000		\$130,224,164	\$130,224,164	Completed	\$8,605,836
S-5, V-104	Early Childhood Development/Childcare		\$8,858,656		\$15,405,517		\$6,661,598		\$30,925,771	\$30,925,771	Completed	\$2,300,740
S-6, AA-110, V-103	Malibu Center and Site Acquisition		\$25,132,568		\$34,558,420	\$2,294,791			\$61,985,779	\$61,985,779	Completed	\$7,280,856
U-S, S-11, AA-112, V-109	Master Planning	\$2,110,430	\$716,428	\$834,697	\$1,000,000				\$4,661,555	\$4,661,555	In Design	\$164,277
U-P, AA-106, V-101	Replacement Math and Science Extension Building	\$308,336		\$2,244,008	\$82,317,992		\$15,159,528	\$24,928,472	\$124,958,336	\$124,958,336	In Construction	\$35,723,218
AA-105, V-110	Drescher - Academic Modernization, Bookstore, Pico Promenade II			\$5,082	\$13,000,000				\$13,005,082	\$13,005,082	In Planning	\$13,000,000
V-105	Art Building Replacement				\$52,532,040		\$286,093	\$10,614,907	\$63,433,040	\$63,433,040	In Construction	\$50,513,146
V-106	Business Building Renovation				\$12,547,000			\$12,470,000	\$25,017,000	\$25,017,000	In Planning	\$12,543,600
V-107	Air Conditioning				\$10,777,654				\$10,777,654	\$10,777,654	In Construction	\$646,917
V-108	ADA				\$4,000,000				\$4,000,000	\$4,000,000	In Planning	\$4,000,000
V-111	Outdoor Classroom				\$321,723				\$321,723	\$321,723	Completed	\$0
V-112	John Adams MS Auditorium (SMMUSD)				\$20,000,000				\$20,000,000	\$20,000,000	Completed	\$0
V-113	Memorial Park Project				\$20,000,000				\$20,000,000	\$20,000,000	In Planning	\$19,996,519
V-114	Classrooms Relocation				\$7,400,000				\$7,400,000	\$7,400,000	Completed	\$113,281
V-124	Parking Structure 3 Improvement Project				\$1,500,000				\$1,500,000	\$1,500,000	In Design	\$1,469,673
V-125	Gender Neutral Bathrooms				\$3,500,000				\$3,500,000	\$3,500,000	In Design	\$3,390,034
V-126	Athletic Facilities				\$5,000,000				\$5,000,000	\$5,000,000	In Planning	\$4,989,114
S-12, V-120	Other Bond Related Expenses		\$476,636		\$300,000				\$776,636	\$776,636	In Planning	\$55,447
V-115	TBD				\$10,914,745				\$10,914,745	\$10,914,745	In Planning	\$10,914,745
S-16, AA-121, V-121	Cost of Issuance		\$119,470	\$498,026	\$800,000				\$1,417,496	\$1,417,496	In Planning	\$55,848
AA-122, V-122	Management Reserve			\$1,446,709	\$15,500,000	\$6,152,892			\$23,099,601	\$23,099,601	In Planning	\$16,946,709
U-U, S-17, AA-123, V-123	Unissuable	\$1,127	\$2,143	\$4,171					\$7,441	\$7,441	On-Going	\$0
	Project Totals	\$160,000,000	\$143,500,000	\$295,000,000	\$345,000,000	\$30,128,991	\$54,694,164	\$48,013,379	\$1,076,336,534	\$1,076,336,534		\$194,844,232

* City of SM: \$14,647,889; FEMA: \$2,456,388; State: \$8,363,000; Prop T: \$2,618,113; DWP: \$86,245; SCE: \$844,284; Gas Co.: \$106,262; Madison Foundation: \$2,992,576; KCRW: \$6,803,412; Emeritus College Foundation: \$693,842; Bond Interest and Cost of Issuance Refund: \$29,858,053

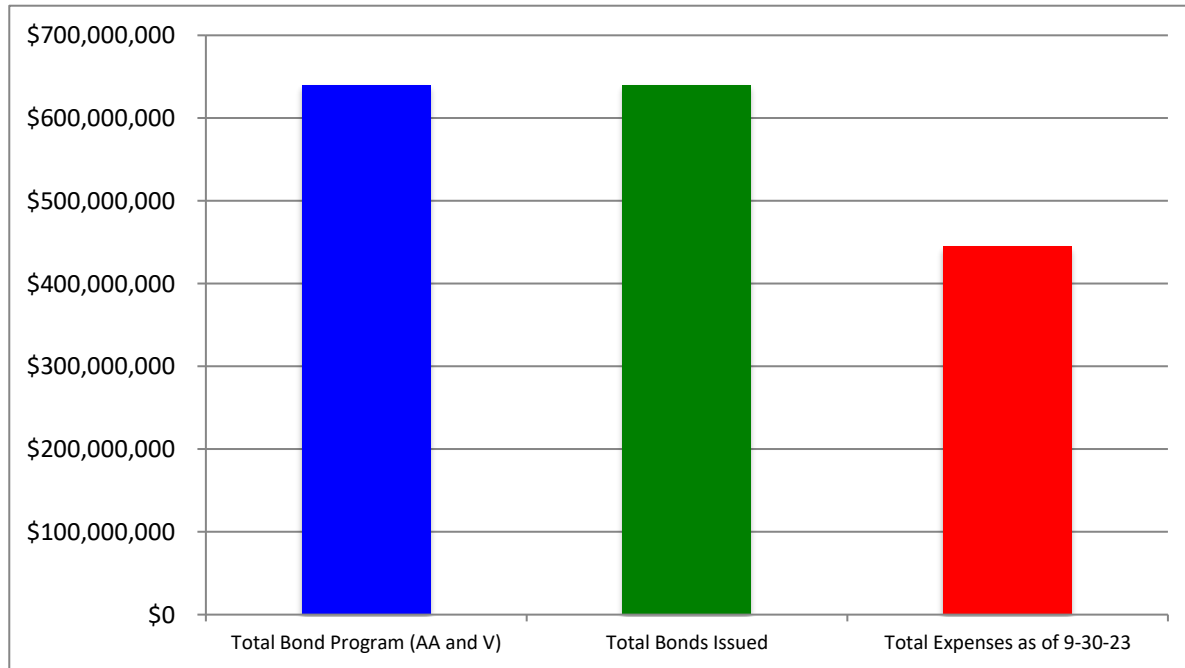
** City of SM: \$2,220,533; State: \$60,588,907

SANTA MONICA COMMUNITY COLLEGE DISTRICT
Bond Sales / Expenses Report
 As of September 30, 2023

Total Bond Program (AA and V)	\$640,000,000
Total Bonds Issued	\$639,995,829
Total Expenses as of 9-30-23	\$445,151,597
Total Available Remaining	\$194,844,232
Total Unsold Bond	\$4,171

Measure AA Bond \$295,000,000	
Bond Issue Date	Amount
2010	\$100,000,000
2014	\$144,995,829
2017	\$50,000,000
Total Available	\$294,995,829
Expenses as of 9-30-23	\$291,175,024
Total Available Remaining	\$3,820,805
Unsold Bond Amount	\$4,171
Total Available as of 10-1-2023	\$3,824,976

Measure V Bond \$345,000,000	
Bond Issue Date	Amount
2018	\$180,000,000
2022	\$165,000,000
Total Available	\$345,000,000
Expenses as of 9-30-23	\$153,976,573
Total Available Remaining	\$191,023,427
Unsold Bond Amount	\$0
Total Available as of 10-1-2023	\$191,023,427



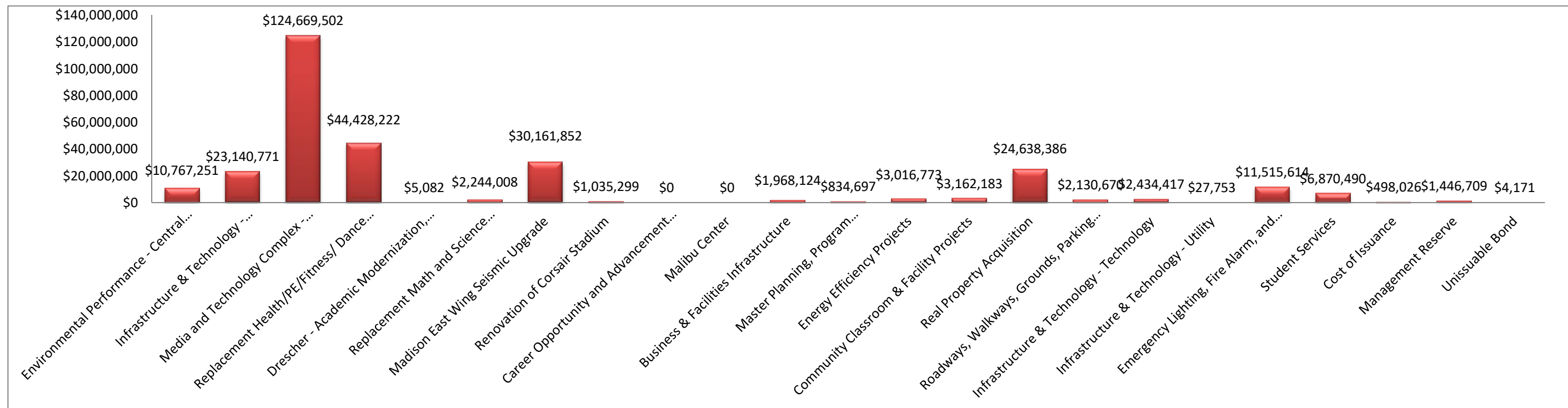
Interest	Measure AA	Measure V
As of 6-30-23	\$7,127,613	\$14,349,589
Expenditure / Arbitrage as of 6-30-23	\$5,192,948	\$0
Available Interest as of 7-1-23	\$1,934,665	\$14,349,589

(1) Original Bond \$135,000,000, refunding on 2-15-07 received additional \$8,500,000

SANTA MONICA COMMUNITY COLLEGE DISTRICT
Measure AA Bond Budget
 As of September 30, 2023

MEASURE AA

	Project Name	Completion	Project Budget	Measure AA Allocation	Other Funding	Measure AA Expenditures as of 9/30/23	Measure AA Expenditures as of 6/30/23	Measure AA Expenditures Last Period	Total Measure AA Remaining
101	Environmental Performance - Central Plant Connections	Completed	\$10,767,251	\$10,767,251	\$0	\$10,767,251	\$10,767,251	\$0	\$0
102	Infrastructure & Technology - Information Technology Relocation	Completed	\$23,160,569	\$23,140,771	\$19,798	\$23,140,771	\$23,140,771	\$0	\$0
103	Media and Technology Complex - Academy Site	Completed	\$131,504,893	\$124,669,502	\$6,835,391	\$123,507,630	\$123,507,630	\$0	\$1,161,872
104	Replacement Health/PE/Fitness/ Dance Building with Central Plant	Completed	\$56,240,452	\$44,428,222	\$11,812,230	\$44,428,222	\$44,428,222	\$0	\$0
105	Drescher - Academic Modernization, Bookstore, Pico Promenade	Completed	\$13,005,082	\$5,082	\$13,000,000	\$5,082	\$5,082	\$0	\$0
106	Replacement Math and Science Extension Building	July 2024	\$124,958,336	\$2,244,008	\$122,714,328	\$2,004,184	\$2,004,184	\$0	\$239,824
107	Madison East Wing Seismic Upgrade	Completed	\$30,161,852	\$30,161,852	\$0	\$30,161,852	\$30,161,852	\$0	\$0
108	Renovation of Corsair Stadium	June 2024	\$1,035,299	\$1,035,299	\$0	\$62,899	\$58,299	\$4,600	\$972,400
109	Career Opportunity and Advancement Center (Bundy)	Completed	\$0	\$0	\$0	\$0	\$0	\$0	\$0
110	Malibu Center	Completed	\$61,985,779	\$0	\$61,985,779	\$0	\$0	\$0	\$0
111	Business & Facilities Infrastructure	Completed	\$1,968,124	\$1,968,124	\$0	\$1,968,124	\$1,968,124	\$0	\$0
112	Master Planning, Program Management, Overhead	Completed	\$834,697	\$834,697	\$0	\$834,697	\$834,697	\$0	\$0
113	Energy Efficiency Projects	Completed	\$3,508,088	\$3,016,773	\$491,315	\$3,016,773	\$3,016,773	\$0	\$0
114	Community Classroom & Facility Projects	Completed	\$3,162,183	\$3,162,183	\$0	\$3,162,183	\$3,162,183	\$0	\$0
115	Real Property Acquisition	Completed	\$24,638,386	\$24,638,386	\$0	\$24,638,386	\$24,638,386	\$0	\$0
116	Roadways, Walkways, Grounds, Parking Lots, and Garages	Completed	\$7,022,417	\$2,130,670	\$4,891,747	\$2,130,670	\$2,130,670	\$0	\$0
117	Infrastructure & Technology - Technology	Completed	\$2,434,417	\$2,434,417	\$0	\$2,434,417	\$2,434,417	\$0	\$0
118	Infrastructure & Technology - Utility	Completed	\$27,753	\$27,753	\$0	\$27,753	\$27,753	\$0	\$0
119	Emergency Lighting, Fire Alarm, and Security System	Completed	\$11,515,614	\$11,515,614	\$0	\$11,515,614	\$11,515,614	\$0	\$0
120	Student Services	Completed	\$130,224,164	\$6,870,490	\$123,353,674	\$6,870,490	\$6,870,490	\$0	\$0
121	Cost of Issuance	Completed	\$498,026	\$498,026	\$0	\$498,026	\$498,026	\$0	\$0
122	Management Reserve	On-Going	\$1,446,709	\$1,446,709	\$0	\$0	\$0	\$0	\$1,446,709
123	Unissuable Bond	Completed	\$4,171	\$4,171	\$0	\$0	\$0	\$0	\$4,171
	Project Totals		\$638,653,382	\$295,000,000	\$345,104,262	\$291,175,024	\$291,170,424	\$4,600	\$3,824,976



SANTA MONICA COMMUNITY COLLEGE DISTRICT
Measure AA Bond Budget History
as of September 30, 2023

MEASURE AA

	Project Name	Completion	Preliminary Measure AA Budget	Measure AA Budget as of 6/30/23	Measure AA Budget as of 9/30/23	Variance	Measure AA Remaining as of 9/30/23
101	Environmental Performance - Central Plant Connections	Completed	\$12,034,042	\$10,767,251	\$10,767,251	\$0	\$0
102	Infrastructure & Technology - Information Technology Relocation	Completed	\$13,287,218	\$23,140,771	\$23,140,771	\$0	\$0
103	Media and Technology Complex - Academy Site	Completed	\$57,480,824	\$124,669,502	\$124,669,502	\$0	\$1,161,872
104	Replacement Health/PE/Fitness/ Dance Building with Central Plant	Completed	\$29,232,317	\$44,428,222	\$44,428,222	\$0	\$0
105	Drescher - Academic Modernization, Bookstore, Pico Promenade II	Completed	\$34,026,480	\$5,082	\$5,082	\$0	\$0
106	Replacement Math and Science Extension Building	July 2024	\$68,259,000	\$2,244,008	\$2,244,008	\$0	\$239,824
107	Madison East Wing Seismic Upgrade	Completed	\$6,146,000	\$30,161,852	\$30,161,852	\$0	\$0
108	Renovation of Corsair Stadium	June 2024	\$11,203,000	\$1,035,299	\$1,035,299	\$0	\$972,400
109	Career Opportunity and Advancement Center (Bundy)	Completed	\$32,384,000	\$0	\$0	\$0	\$0
110	Malibu Center	Completed	\$6,069,031	\$0	\$0	\$0	\$0
111	Business & Facilities Infrastructure	Completed	\$17,506,952	\$1,968,124	\$1,968,124	\$0	\$0
112	Master Planning, Program Management, Overhead	Completed	\$2,000,000	\$834,697	\$834,697	\$0	\$0
113	Energy Efficiency Projects	Completed	\$5,371,136	\$3,016,773	\$3,016,773	\$0	\$0
114	Community Classroom & Facility Projects	Completed	\$0	\$3,162,183	\$3,162,183	\$0	\$0
115	Real Property Acquisition	Completed	\$0	\$24,638,386	\$24,638,386	\$0	\$0
116	Roadways, Walkways, Grounds, Parking Lots, and Garages	Completed	\$0	\$2,130,670	\$2,130,670	\$0	\$0
117	Infrastructure & Technology - Technology	Completed	\$0	\$2,434,417	\$2,434,417	\$0	\$0
118	Infrastructure & Technology - Utility	Completed	\$0	\$27,753	\$27,753	\$0	\$0
119	Emergency Lighting, Fire Alarm, and Security System	Completed	\$0	\$11,515,614	\$11,515,614	\$0	\$0
120	Student Services	Completed	\$0	\$6,870,490	\$6,870,490	\$0	\$0
121	Cost of Issuance	Completed	\$0	\$498,026	\$498,026	\$0	\$0
122	Management Reserve	On-Going	\$0	\$1,446,709	\$1,446,709	\$0	\$1,446,709
123	Unissuable Bond	Completed	\$0	\$4,171	\$4,171	\$0	\$4,171
	Project Totals		\$295,000,000	\$295,000,000	\$295,000,000	\$0	\$3,824,976

SANTA MONICA COMMUNITY COLLEGE DISTRICT
Measure AA Project Schedule
 As of September 30, 2023

MEASURE AA

	Project Name	Completion	2020	2021	2022	2023	2024
101	Environmental Performance - Central Plant Connections	Completed					
102	Infrastructure & Technology - Information Technology Relocati	Completed					
103	Media and Technology Complex - Academy Site	Completed					
104	Replacement Health/PE/Fitness/Dance Building with Central Pla	Completed					
105	Drescher - Academic Modernization, Bookstore, Pico Promenad	Completed					
106	Replacement Math and Science Extension Building	July 2024					
107	Madison East Wing Seismic Upgrade	Completed					
108	Renovation of Corsair Stadium	December 2024					
109	Career Opportunity and Advancement Center (Bundy)	Completed					
110	Malibu Center	Completed					
111	Business & Facilities Infrastructure	Completed					
112	Master Planning, Program Management, Overhead	Completed					
113	Energy Efficiency Projects	Completed					
114	Community Classroom & Facility Projects	Completed					
115	Real Property Acquisition	Completed					
116	Roadways, Walkways, Grounds, Parking Lots, and Garages	Completed					
117	Infrastructure & Technology - Technology	Completed					
118	Infrastructure & Technology - Utility	Completed					
119	Emergency Lighting, Fire Alarm, and Security System	Completed					
120	Student Services	Completed					
121	Cost of Issuance	Completed					
122	Management Reserve	On-Going					
123	Unissuable Bond	Completed					

 In Planning
 In Construction

Projects	Budget	09/10 Final	10/11 Final	11/12 Final	12/13 Final	13/14 Final	14/15 Final	15/16 Final	16/17 Final	17/18 Final	18/19 Final	19/20 Final	20/21 Final	21/22 Final	22/23 Final	23/24 (3 Mos)	Combined Totals
AA 7100062																	
Environmental Performance - Central Plant Connections (101)																	
Legal		\$0	\$0	\$0	\$125	\$0	\$0	\$0	\$0	\$0	\$0	\$0	\$0	\$0	\$0	\$0	\$125
Other Contract Services		\$0	\$0	\$49,837	\$16,239	\$0	\$0	\$0	\$0	\$9,920	\$0	\$0	\$0	\$0	\$0	\$0	\$75,996
Consultants		\$0	\$0	\$0	\$0	\$28	\$0	\$0	\$0	\$0	\$0	\$0	\$0	\$0	\$0	\$0	\$28
Building & Additions		\$0	\$0	\$0	\$361	\$729	\$640	\$1,328,592	\$6,934,044	\$446,861	\$0	\$0	\$0	\$0	\$0	\$0	\$8,711,229
Architect		\$0	\$385	\$148,311	\$176,897	\$36,256	\$0	\$0	\$0	\$15,699	\$0	\$0	\$0	\$0	\$0	\$0	\$377,547
Engineering		\$48,500	\$0	\$4,000	\$0	\$152,010	\$39,638	\$66,918	\$138,887	\$62,883	\$0	\$0	\$0	\$0	\$0	\$0	\$512,836
Inspection & Testing		\$0	\$0	\$7,688	\$0	\$0	\$0	\$7,310	\$137,150	\$4,382	\$0	\$0	\$0	\$0	\$0	\$0	\$156,529
Project Management		\$0	\$17,263	\$55,116	\$48,685	\$61,908	\$19,313	\$104,575	\$526,072	\$99,840	\$190	\$0	\$0	\$0	\$0	\$0	\$932,961
Cap Equipment		\$0	\$0	\$0	\$0	\$0	\$0	\$0	\$0	\$0	\$0	\$0	\$0	\$0	\$0	\$0	\$0
Non-Cap Equipment		\$0	\$0	\$0	\$0	\$0	\$0	\$0	\$0	\$0	\$0	\$0	\$0	\$0	\$0	\$0	\$0
Total		\$48,500	\$17,648	\$264,951	\$242,307	\$250,931	\$59,591	\$1,507,396	\$7,736,152	\$623,886	\$15,889	\$0	\$0	\$0	\$0	\$0	\$10,767,251
Project Budget	\$10,767,251																
Less Other Funding	\$0																
Net	\$10,767,251																
Actual Measure AA Expenditures	\$10,767,251																
Running Balance	\$0																

AA 7100063																	
Infrastructure & Technology - IT Relocation (102)																	
Supplies		\$0	\$0	\$965	\$8,442	\$3,137	\$2,600	\$0	\$0	\$0	\$0	\$0	\$0	\$0	\$0	\$0	\$15,144
Consultants		\$0	\$0	\$0	\$0	\$408	\$0	\$7,800	\$0	\$0	\$0	\$0	\$0	\$0	\$0	\$0	\$8,208
Maintenance Contract		\$0	\$0	\$0	\$0	\$107,390	\$0	\$77,074	\$79	\$0	\$0	\$0	\$0	\$0	\$0	\$0	\$184,543
Legal		\$0	\$0	\$0	\$1,363	\$50	\$0	\$0	\$0	\$0	\$0	\$0	\$0	\$0	\$0	\$0	\$1,413
Printing		\$0	\$0	\$0	\$0	\$1,624	\$0	\$0	\$0	\$0	\$0	\$0	\$0	\$0	\$0	\$0	\$1,624
Postage		\$0	\$0	\$0	\$0	\$1,567	\$0	\$0	\$0	\$0	\$0	\$0	\$0	\$0	\$0	\$0	\$1,567
Other Contract Services		\$0	\$0	\$2,163	\$15,259	\$23,356	\$0	\$19,050	\$4,500	\$0	\$0	\$0	\$0	\$0	\$0	\$0	\$64,328
Moving		\$0	\$0	\$0	\$577	\$266	\$27,655	\$22,618	\$0	\$0	\$0	\$0	\$0	\$0	\$0	\$0	\$51,116
Site Improvement		\$0	\$0	\$0	\$24	\$0	\$0	\$0	\$0	\$0	\$0	\$0	\$0	\$0	\$0	\$0	\$24
Building & Additions		\$0	\$0	\$0	\$1,767,083	\$9,667,362	\$4,288,987	\$1,203,916	\$165,229	-\$19,798	\$0	\$0	\$0	\$0	\$0	\$0	\$17,072,780
Architect		\$105,049	\$482,261	\$505,580	\$183,181	\$287,201	\$236,860	\$120,091	\$0	\$0	\$0	\$0	\$0	\$0	\$0	\$0	\$1,920,223
Engineering		\$0	\$0	\$10,037	\$11,065	\$17,147	\$19,512	\$25,994	\$1,956	\$0	\$0	\$0	\$0	\$0	\$0	\$0	\$85,712
Inspection & Testing		\$10,291	\$8,793	\$21,449	\$137,523	\$499,982	\$200,262	\$568	\$0	\$0	\$0	\$0	\$0	\$0	\$0	\$0	\$878,868
Project Management		\$33,460	\$76,290	\$84,991	\$331,754	\$431,730	\$297,951	\$22,978	\$1,500	\$0	\$0	\$0	\$0	\$0	\$0	\$0	\$1,280,653
Cap Equipment		\$0	\$0	\$0	\$29,422	\$645,830	-\$29,090	\$589,604	\$9,811	\$0	\$0	\$0	\$0	\$0	\$0	\$0	\$1,245,576
Non-Cap Equipment		\$0	\$0	\$0	\$18,344	\$10,852	\$277,219	\$1,891	\$20,689	\$0	\$0	\$0	\$0	\$0	\$0	\$0	\$328,994
Total		\$148,800	\$567,344	\$625,185	\$2,504,035	\$11,697,901	\$5,321,956	\$2,091,584	\$203,764	-\$19,798	\$0	\$0	\$0	\$0	\$0	\$0	\$23,140,771
Project Budget	\$23,160,569	Received															
Less Other Funding	\$19,798	\$19,798															
Net	\$23,140,771																
Actual Measure AA Expenditures	\$23,140,771																
Running Balance	\$0																

* Other Funding Source:
 1) Edison \$19,798 received

Infrastructure & Technology

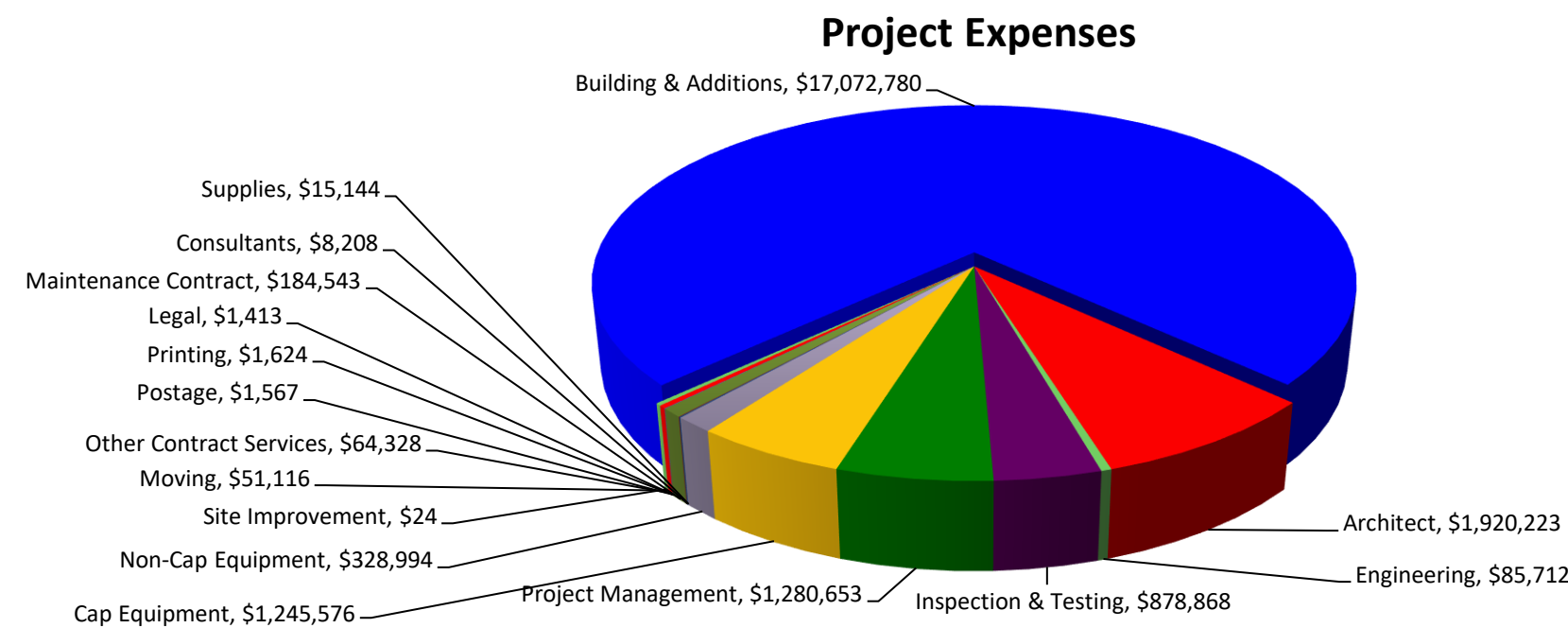
IT Relocation

Project Description:
 Relocation of IT/Telecom
 Departments, and renovation of
 Media Center

Facility Size:
 9,230 sq/ft

Status:
 Completed

Architect:
 Morris Architects



Projects	Budget	09/10 Final	10/11 Final	11/12 Final	12/13 Final	13/14 Final	14/15 Final	15/16 Final	16/17 Final	17/18 Final	18/19 Final	19/20 Final	20/21 Final	21/22 Final	22/23 Final	23/24 (3 Mos)	Combined Totals	
AA 7100061																		
Media and Technology Complex - Academy Site (103)																		
Consultants		\$0	\$0	\$20,675	\$12,576	\$9,488	\$7,789	\$2,102	\$0	\$12,922	\$0	\$0	\$0	\$0	\$0	\$0	\$65,551	
Supplies		\$0	\$0	\$0	\$19,481	\$1,048	\$289	\$0	\$9,251	\$40,519	\$937	\$0	\$0	\$0	\$0	\$0	\$71,525	
Maintenance Contract		\$0	\$0	\$0	\$0	\$0	\$0	\$0	\$15,922	\$23,561	\$0	\$0	\$0	\$0	\$0	\$0	\$39,483	
Legal		\$16,903	\$0	\$7,958	\$43,363	\$5,066	\$26,186	\$49,155	\$15,435	\$36,221	\$26,991	\$121,256	\$100,053	\$200,783	\$169,704	\$0	\$819,072	
Software Support		\$0	\$0	\$0	\$1,982	\$0	\$0	\$0	\$6,548	\$6,975	\$0	\$0	\$0	\$0	\$0	\$0	\$15,505	
Service Fee		\$0	\$0	\$0	\$0	\$0	\$0	\$0	\$17,000	\$0	\$0	\$0	\$0	\$0	\$0	\$0	\$17,000	
Other Contract Services		\$3,993	\$5,763	\$13,456	\$39,188	\$0	\$0	\$5,853	\$22,622	\$18,628	\$7,690	\$7,550	\$0	\$0	\$0	\$0	\$124,743	
Moving Expenses		\$0	\$0	\$0	\$38,756	\$0	\$0	\$0	\$0	\$97,543	\$17,556	\$0	\$0	\$0	\$0	\$0	\$153,855	
Site Improvement		\$0	\$0	\$0	\$100,505	\$664	\$606	\$476	\$622	\$526	\$0	\$526	\$0	\$0	\$0	\$0	\$103,925	
Building & Additions		\$0	\$538	\$1,498,660	\$3,543,657	\$11,820,615	\$17,734,534	\$23,465,347	\$16,267,550	\$25,548,089	\$219,234	\$626,512	-\$67,164	\$0	\$0	\$0	\$100,657,570	
Architect		\$2,097,553	\$2,508,588	\$295,753	\$265,481	\$778,015	\$517,794	\$1,048,935	\$991,386	\$869,801	\$151,886	\$43,416	\$90,690	\$240,094	-\$1,327,000	\$0	\$8,572,392	
Engineering		\$16,459	\$29,293	\$9,102	\$29,223	\$8,203	\$72,993	\$118,368	\$72,786	\$51,971	\$37,259	\$0	\$0	\$0	\$0	\$0	\$445,657	
Inspection & Testing		\$64,905	\$27,527	\$123,842	\$235,287	\$563,746	\$1,381,801	\$641,972	\$525,264	\$207,240	\$27,210	\$1,212	\$0	\$0	\$0	\$0	\$3,800,005	
Project Management		\$121,786	\$233,826	\$269,249	\$506,917	\$800,315	\$930,115	\$1,207,850	\$1,121,670	\$859,779	\$50,681	\$27,825	\$2,450	\$0	\$2,188	\$0	\$6,134,649	
Cap Equipment		\$0	\$0	\$0	\$186,301	\$0	\$0	\$0	\$0	\$1,458,273	\$6,604	\$0	\$0	\$0	\$0	\$0	\$1,651,178	
Non-Cap Equipment		\$0	\$0	\$0	\$10,782	\$0	\$0	\$0	\$326,845	\$490,727	\$7,167	\$0	\$0	\$0	\$0	\$0	\$835,520	
Total			\$2,321,599	\$2,805,534	\$2,238,694	\$5,033,499	\$13,987,159	\$20,672,105	\$26,540,059	\$19,392,902	\$29,722,772	\$553,215	\$828,296	\$126,029	\$440,877	-\$1,155,109	\$0	\$123,507,630
Project Budget	\$131,504,893	Received																
Less Other Funding*	\$6,835,391	\$6,835,391																
Net	\$124,669,502	* Other Funding Source:																
Actual Measure AA Expenditures	\$123,507,630	1) KCRW Foundation \$6,803,412 received																
Running Balance	\$1,161,872	2) Edison \$31,979.48 received																

Media and Technology Complex - Academy Site

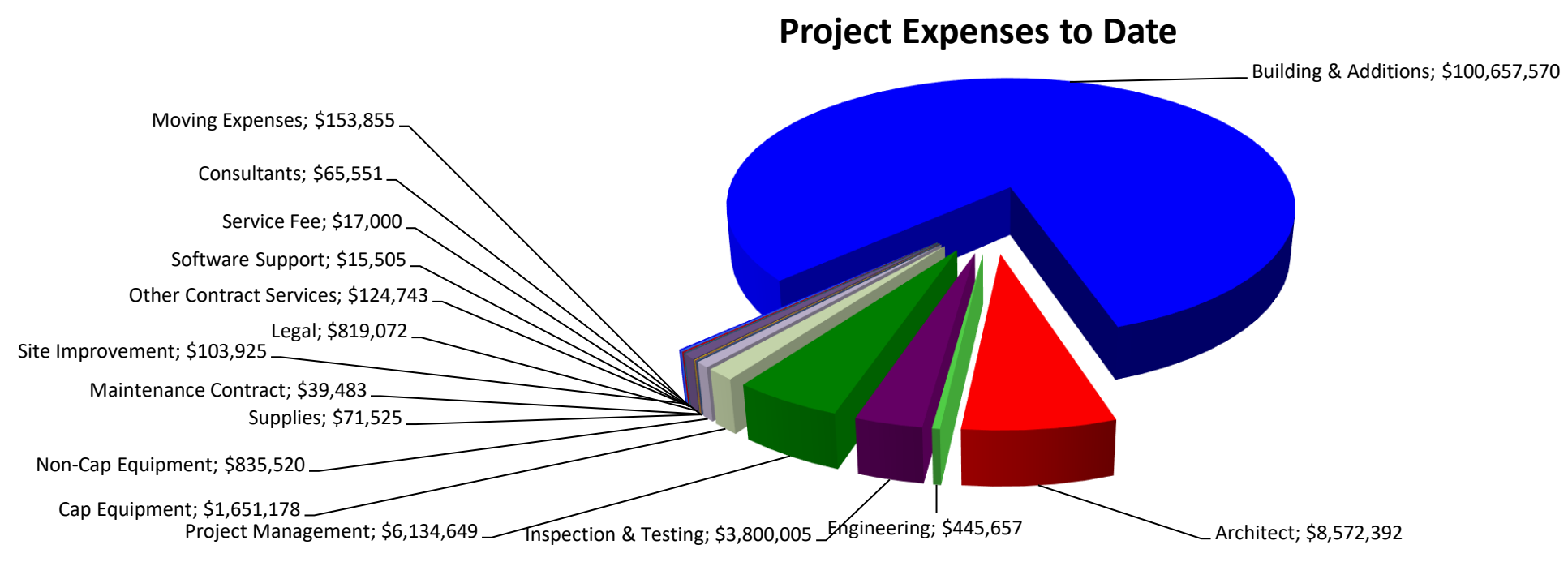
Project Description:
 Renovation and new extension to the existing building, new building for KCRW, and a new parking structure

Facility Size:
 Building - 116,000 sq/ft
 Parking Structure - 450 spaces

Status:
 Completed

Architect:
 Clive Wilkinson Architects

Contractor:
 H.B. Parkco Construction
 Fast Track Construction



Projects	Budget	09/10 Final	10/11 Final	11/12 Final	12/13 Final	13/14 Final	14/15 Final	15/16 Final	16/17 Final	17/18 Final	18/19 Final	19/20 Final	20/21 Final	21/22 Final	22/23 Final	23/24 (3 Mos)	Combined Totals
AA 7100060																	
Repl. Health/PE/Fitness/Dance Building with Central Plant (104)																	
Consultants		\$0	\$0	\$0	\$14	\$62	\$2,304	\$184	\$0	\$0	\$0	\$0	\$0	\$0	\$0	\$0	\$2,564
Supplies		\$0	\$0	\$0	\$0	\$7,089	\$195	\$484	\$20,947	\$0	\$0	\$0	\$0	\$0	\$0	\$0	\$28,715
Legal		\$0	\$0	\$0	\$0	\$0	\$0	\$663	\$80	\$0	\$0	\$0	\$0	\$0	\$0	\$0	\$742
Software Support		\$0	\$0	\$0	\$0	\$0	\$0	\$0	\$1,209	\$0	\$0	\$0	\$0	\$0	\$0	\$0	\$1,209
Site Improvement		\$0	\$0	\$0	\$0	\$0	\$559	\$440	\$575	\$0	\$0	\$0	\$0	\$0	\$0	\$0	\$1,574
Off Campus Printing		\$0	\$0	\$0	\$0	\$0	\$2,165	\$0	\$0	\$0	\$0	\$0	\$0	\$0	\$0	\$0	\$2,165
Postage		\$0	\$0	\$0	\$0	\$0	\$1,505	\$0	\$0	\$0	\$0	\$0	\$0	\$0	\$0	\$0	\$1,505
Other Contract Services		\$120	\$38	\$112	\$32,634	\$0	\$1,019	\$581	\$0	\$2,644	\$0	\$0	\$0	\$0	\$0	\$0	\$37,147
Building & Additions		\$0	\$0	\$0	\$817	\$4,188	\$1,623	\$13,783,023	\$14,880,829	\$5,315,393	-\$148,184	\$0	\$0	\$0	\$0	\$0	\$33,837,688
Architect		\$256,076	\$1,568,564	\$1,790,207	\$518,973	\$177,583	\$364,853	\$585,900	\$373,345	\$210,312	\$108,264	\$0	\$0	\$0	\$0	\$0	\$5,954,078
Engineering		\$0	\$8,507	\$31,650	\$7,871	\$6,529	\$9,276	\$76,712	\$51,025	\$11,318	\$2,900	\$0	\$0	\$0	\$0	\$0	\$205,788
Inspection & Testing		\$36,892	\$490	\$21,150	\$1,285	\$360	\$133,756	\$846,765	\$358,724	\$60,826	\$1,330	\$0	\$0	\$0	\$0	\$0	\$1,461,579
Project Management		\$34,968	\$113,379	\$118,783	\$94,768	\$108,528	\$463,418	\$564,240	\$487,065	\$312,539	\$20,242	\$0	\$0	\$0	\$0	\$0	\$2,317,928
Cap Equipment		\$0	\$0	\$0	\$0	\$0	\$0	\$0	\$164,793	\$68,425	\$0	\$0	\$0	\$0	\$0	\$0	\$233,218
Non-Cap Equipment		\$0	\$0	\$0	\$0	\$0	\$0	\$0	\$206,229	\$127,078	\$0	\$0	\$0	\$0	\$0	\$0	\$342,322
Total		\$328,056	\$1,690,978	\$1,961,901	\$656,362	\$304,338	\$989,689	\$15,858,991	\$16,544,820	\$6,108,535	-\$15,448	\$0	\$0	\$0	\$0	\$0	\$44,428,222
Project Budget	\$56,240,452																
Less Other Funding*	\$11,812,230																
Net	\$44,428,222																
Actual Measure AA Expenditures	\$44,428,222																
Running Balance	\$0																

*** Other Funding Source:**
 1) Measure S - \$11,603,383 allocated
 2) SCE \$190,847.28, Gas Co. \$18,000 received

Repl. Health/PE/Fitness/Dance Building with Central Plant

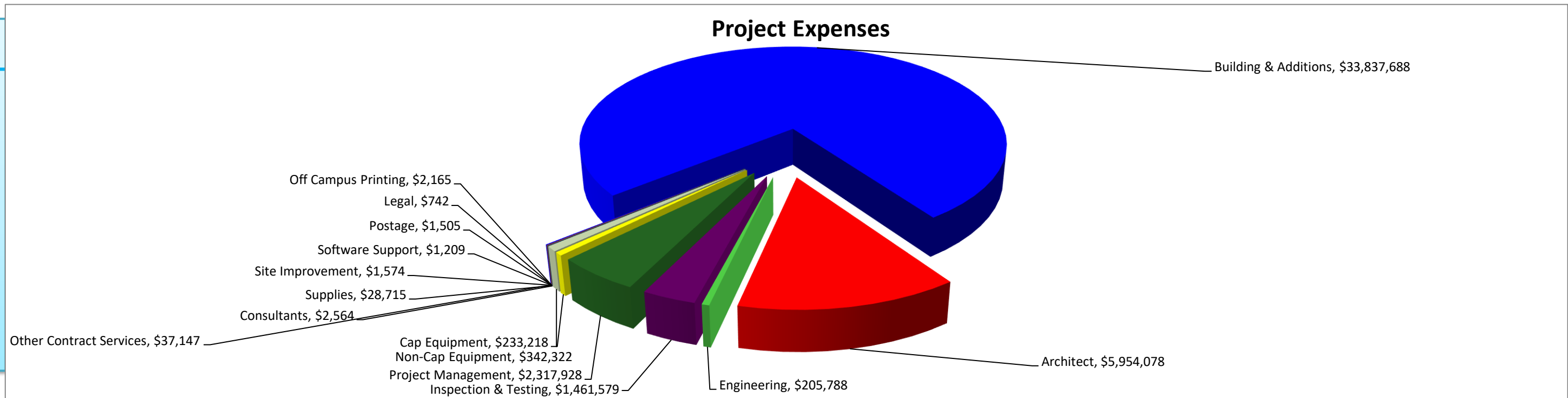
Project Description:
 Replacement of locker rooms, fitness center, dance studios, and new central plant

Facility Size:
 62,000 sq/ft

Status:
 Completed

Architect:
 Gensler Architects

Contractor:



Projects	Budget	09/10 Final	10/11 Final	11/12 Final	12/13 Final	13/14 Final	14/15 Final	15/16 Final	16/17 Final	17/18 Final	18/19 Final	19/20 Final	20/21 Final	21/22 Final	22/23	Combined Totals
AA 7100065																
Drescher - Academic Modernization, Bookstore, Pico Promenade (105)																
Legal		\$0	\$0	\$0	\$0	\$0	\$0	\$0	\$0	\$0	\$0	\$0	\$0	\$0	\$0	\$0
Other Contract Services		\$0	\$0	\$0	\$0	\$0	\$0	\$0	\$0	\$0	\$0	\$0	\$0	\$0	\$0	\$0
Site Acquisition		\$0	\$0	\$0	\$0	\$0	\$0	\$0	\$0	\$0	\$0	\$0	\$0	\$0	\$0	\$0
Inspection & Testing		\$0	\$0	\$0	\$0	\$0	\$0	\$0	\$0	\$0	\$0	\$0	\$0	\$0	\$0	\$0
Project Management		\$0	\$0	\$5,082	\$0	\$0	\$0	\$0	\$0	\$0	\$0	\$0	\$0	\$0	\$0	\$5,082
Total		\$0	\$0	\$5,082	\$0	\$0	\$0	\$0	\$0	\$0	\$0	\$0	\$0	\$0	\$0	\$5,082
Project Budget	\$13,005,082															
Less Other Funding*	\$13,000,000															
Net	\$5,082															
Actual Measure AA Expenditures	\$5,082															
Running Balance	\$0															

*** Other Funding Source:**
 1) Measure V 13,000,000 allocated

Projects	Budget	09/10 Final	10/11 Final	11/12 Final	12/13 Final	13/14 Final	14/15 Final	15/16 Final	16/17 Final	17/18 Final	18/19 Final	19/20 Final	20/21 Final	21/22 Final	22/23 Final	23/24 (3 Mos)	Combined Totals
AA 710090																	
Replacement Math and Science Extension Building (106)																	
Legal		\$0	\$0	\$0	\$0	\$0	\$0	\$0	\$0	\$0	\$0	\$0	\$0	\$0	\$0	\$0	\$0
Other Contract Services		\$0	\$0	\$0	\$0	\$0	\$0	\$0	\$0	\$1,525	\$0	\$0	\$0	\$0	\$0	\$0	\$1,525
Site Acquisition		\$0	\$0	\$0	\$0	\$0	\$0	\$0	\$0	\$0	\$0	\$0	\$0	\$0	\$0	\$0	\$0
Building & Additions		\$0	\$0	\$0	\$0	\$0	\$0	\$0	\$0	\$4,796	\$0	\$0	\$0	\$0	\$0	\$0	\$4,796
Architect		\$0	\$0	\$0	\$0	\$0	\$0	\$0	\$0	\$1,787,824	-\$94,695	\$0	\$0	\$0	\$0	\$0	\$1,693,130
Engineering		\$0	\$0	\$0	\$0	\$0	\$0	\$0	\$0	\$0	\$0	\$0	\$0	\$0	\$0	\$0	\$0
Inspection & Testing		\$0	\$0	\$0	\$0	\$0	\$0	\$0	\$0	\$70,223	\$0	\$0	\$0	\$0	\$0	\$0	\$70,223
Project Management		\$0	\$0	\$0	\$0	\$4,950	\$0	\$0	\$800	\$228,760	\$0	\$0	\$0	\$0	\$0	\$0	\$234,510
Total			\$0	\$0	\$0	\$4,950	\$0	\$0	\$800	\$2,093,128	-\$94,695	\$0	\$0	\$0	\$0	\$0	\$2,004,184
Project Budget	\$124,958,336	Received															
Less Other Funding	\$122,714,328	\$17,743,528	* Other Funding Source:														
Net	\$2,244,008	1) Measure U \$308,336 2) Measure V \$82,317,992 allocated															
Actual Measure AA Expenditures	\$2,004,184	3) State of California \$40,088,000 allocated															
Running Balance	\$239,824																

AA 710047																	
Madison East Wing Seismic Upgrade (107)																	
Supplies		\$0	\$0	\$0	\$0	\$0	\$0	\$0	\$6,197	\$0	\$0	\$0	\$0	\$0	\$0	\$0	\$6,197
Consultants		\$0	\$0	\$0	\$0	\$135	\$28	\$0	\$0	\$0	\$0	\$0	\$0	\$0	\$0	\$0	\$163
Off Campus Printing		\$0	\$0	\$0	\$0	\$0	\$285	\$0	\$0	\$0	\$0	\$0	\$0	\$0	\$0	\$0	\$285
Maintenance Contract		\$0	\$0	\$0	\$0	\$0	\$0	\$0	\$357	\$0	\$0	\$0	\$0	\$0	\$0	\$0	\$357
Legal		\$0	\$0	\$0	\$0	\$0	\$0	\$0	\$7,579	\$11,822	\$8,263	\$950	\$0	\$0	\$0	\$0	\$28,613
Software Support		\$0	\$0	\$0	\$0	\$0	\$0	\$0	\$806	\$0	\$0	\$0	\$0	\$0	\$0	\$0	\$806
Other Contract Services		\$0	\$364	\$997	\$0	\$0	\$1,328	\$711	\$0	\$0	\$0	\$0	\$0	\$0	\$0	\$0	\$3,400
Building & Additions		\$0	\$656	\$312,643	\$0	\$4,248	\$6,030,371	\$8,829,626	\$4,949,223	\$3,967,591	\$0	\$0	\$0	\$0	\$0	\$0	\$24,094,358
Architect		\$76,073	\$398,050	\$550,589	\$65,444	\$57,480	\$199,100	\$404,764	\$122,764	\$103,824	\$0	\$0	\$0	\$0	\$0	\$0	\$1,978,088
Engineering		\$0	\$0	\$10,707	\$778	\$0	\$13,792	\$33,184	\$37,491	\$90	\$0	\$0	\$0	\$0	\$0	\$0	\$96,042
Inspection & Testing		\$0	\$19,848	\$16,752	\$3,036	\$5,851	\$676,323	\$405,443	\$112,876	\$4,703	\$0	\$0	\$0	\$0	\$0	\$0	\$1,244,832
Project Management		\$5,557	\$128,878	\$112,573	\$67,447	\$118,242	\$494,874	\$481,165	\$322,379	\$31,230	\$11,286	\$0	\$0	\$0	\$0	\$0	\$1,773,629
Cap Equipment		\$0	\$0	\$30,603	\$0	\$0	\$0	\$0	\$537,627	\$0	\$0	\$0	\$0	\$0	\$0	\$0	\$568,230
Non-Cap Equipment		\$0	\$0	\$71,827	\$9,788	\$0	\$0	\$0	\$285,236	\$0	\$0	\$0	\$0	\$0	\$0	\$0	\$366,851
Total		\$81,630	\$547,796	\$1,106,691	\$146,492	\$185,956	\$7,416,101	\$10,154,894	\$6,382,534	\$4,119,259	\$19,549	\$950	\$0	\$0	\$0	\$0	\$30,161,852
Project Budget	\$30,161,852																
Less Other Funding	\$0																
Net	\$30,161,852																
Actual Measure AA Expenditures	\$30,161,852																
Running Balance	\$0																

Madison East Wing Seismic Upgrade

Project Description:
 Replacement of east wing with a new multipurpose room and additional classrooms

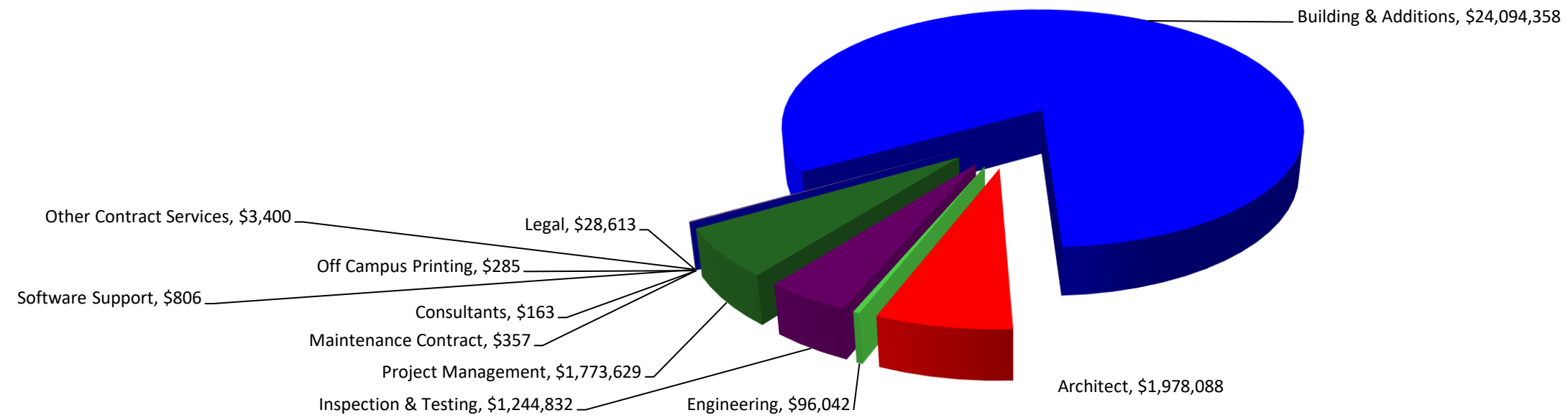
Facility Size:
 20,838 sq/ft

Status:
 Completed

Architect:
 DLR Group WWCOT

Contractor:

Project Expenses



SANTA MONICA COMMUNITY COLLEGE DISTRICT
 MEASURE AA EXPENDITURES
 FUND 42.4
 As of September 30, 2023

MEASURE AA

Projects	Budget	09/10 Final	10/11 Final	11/12 Final	12/13 Final	13/14 Final	14/15 Final	15/16 Final	16/17 Final	17/18 Final	18/19 Final	19/20 Final	20/21 Final	21/22 Final	22/23 Final	23/24 (3 Mos)	Combined Totals
AA 7100068																	
Renovation to Corsair Stadium (108)																	
Other Contract Services		\$0	\$0	\$0	\$0	\$0	\$0	\$0	\$0	\$0	\$0	\$0	\$0	\$0	\$0	\$0	\$0
Building & Additions		\$0	\$0	\$0	\$0	\$0	\$0	\$0	\$0	\$0	\$0	\$0	\$0	\$0	\$0	\$0	\$0
Architect		\$0	\$30,759	\$0	\$0	\$0	\$0	\$0	\$0	\$0	\$0	\$0	\$0	\$0	\$23,000	\$4,600	\$58,359
Engineering		\$0	\$0	\$0	\$0	\$0	\$0	\$0	\$0	\$0	\$0	\$0	\$0	\$0	\$0	\$0	\$0
Inspection & Testing		\$0	\$0	\$0	\$0	\$0	\$0	\$0	\$0	\$0	\$0	\$0	\$0	\$0	\$0	\$0	\$0
Project Management		\$0	\$4,540	\$0	\$0	\$0	\$0	\$0	\$0	\$0	\$0	\$0	\$0	\$0	\$0	\$0	\$4,540
Total		\$0	\$35,299	\$0	\$0	\$0	\$0	\$0	\$0	\$0	\$0	\$0	\$0	\$0	\$23,000	\$4,600	\$62,899
Project Budget	\$1,035,299																
Less Other Funding	\$0																
Net	\$1,035,299																
Actual Measure AA Expenditures	\$62,899																
Running Balance	\$972,400																

AA 7100067, 7100152, 7100155, 7100157																	
Business & Facilities Infrastructure (111)																	
Supplies		\$0	\$0	\$0	\$1,493	\$4,840	\$0	\$0	\$0	\$0	\$0	\$0	\$0	\$0	\$0	\$0	\$6,333
Service Fee		\$0	\$0	\$0	\$12,885	\$0	\$0	\$0	\$0	\$0	\$0	\$0	\$0	\$0	\$0	\$0	\$12,885
Consultants		\$0	\$0	\$0	\$0	\$14	\$8	\$0	\$0	\$0	\$0	\$0	\$0	\$0	\$0	\$0	\$22
Maintenance Contract		\$0	\$0	\$0	\$0	\$1,366	\$0	\$0	\$0	\$0	\$0	\$0	\$0	\$0	\$0	\$0	\$1,366
Legal		\$0	\$0	\$75	\$0	\$0	\$1,105	\$0	\$0	\$0	\$0	\$0	\$0	\$0	\$0	\$0	\$1,180
Software License		\$0	\$0	\$0	\$0	\$375	\$0	\$0	\$0	\$0	\$0	\$0	\$0	\$0	\$0	\$0	\$375
Other Contract Services		\$0	\$6,289	\$6,988	\$750	\$0	\$2,209	\$0	\$0	\$0	\$0	\$0	\$0	\$0	\$0	\$0	\$16,236
Moving Services		\$0	\$0	\$0	\$395	\$0	\$0	\$0	\$0	\$0	\$0	\$0	\$0	\$0	\$0	\$0	\$395
Building & Additions		\$0	\$34,672	\$198,667	\$200,585	\$284,668	\$0	\$0	\$0	\$0	\$0	\$0	\$0	\$0	\$0	\$0	\$718,592
Architect		\$0	\$0	\$80,626	\$170,132	\$37,906	\$0	\$0	\$0	\$0	\$0	\$0	\$0	\$0	\$0	\$0	\$288,664
Engineering		\$0	\$0	\$0	\$3,705	\$9,735	\$6,840	\$0	\$0	\$0	\$0	\$0	\$0	\$0	\$0	\$0	\$20,280
Inspection & Testing		\$0	\$0	\$8,142	\$10,938	\$10,500	\$0	\$0	\$0	\$0	\$0	\$0	\$0	\$0	\$0	\$0	\$29,580
Project Management		\$0	\$3,073	\$154,904	\$87,291	\$139,821	\$3,571	\$0	\$0	\$0	\$0	\$0	\$0	\$0	\$0	\$0	\$388,659
Cap Equipment		\$0	\$0	\$0	\$35,892	\$80,090	\$0	\$0	\$0	\$0	\$0	\$0	\$0	\$0	\$0	\$0	\$115,982
Non-Cap Equipment		\$0	\$89,204	\$0	\$84,590	\$193,782	\$0	\$0	\$0	\$0	\$0	\$0	\$0	\$0	\$0	\$0	\$367,576
Total		\$0	\$133,238	\$449,401	\$608,656	\$763,095	\$12,628	\$1,105	\$0	\$0	\$0	\$0	\$0	\$0	\$0	\$0	\$1,968,124
Project Budget	\$1,968,124																
Less Other Funding	\$0																
Net	\$1,968,124																
Actual Measure AA Expenditures	\$1,968,124																
Running Balance	\$0																

AA 7100004																	
Master Planning, Program Management, Overhead (112)																	
Supplies		\$0	\$0	\$0	\$0	\$0	\$0	\$0	\$0	\$0	\$0	\$0	\$0	\$0	\$0	\$0	\$0
Architect		\$0	\$0	\$0	\$0	\$0	\$0	\$139,302	\$187,927	\$245,329	\$1,270	\$0	\$0	\$0	\$0	\$0	\$573,828
Project Management		\$0	\$0	\$0	\$0	\$76,015	\$150	\$0	\$49,170	\$135,533	\$0	\$0	\$0	\$0	\$0	\$0	\$260,868
Cap Equipment		\$0	\$0	\$0	\$0	\$0	\$0	\$0	\$0	\$0	\$0	\$0	\$0	\$0	\$0	\$0	\$0
Non-Cap Equipment		\$0	\$0	\$0	\$0	\$0	\$0	\$0	\$0	\$0	\$0	\$0	\$0	\$0	\$0	\$0	\$0
Total		\$0	\$0	\$0	\$0	\$76,015	\$150	\$139,302	\$237,097	\$380,863	\$1,270	\$0	\$0	\$0	\$0	\$0	\$834,697
Project Budget	\$834,697																
Less Other Funding	\$0																
Net	\$834,697																
Actual Measure AA Expenditures	\$834,697																
Running Balance	\$0																

SANTA MONICA COMMUNITY COLLEGE DISTRICT
 MEASURE AA EXPENDITURES
 FUND 42.4
 As of September 30, 2023

MEASURE AA

Projects	Budget	09/10 Final	10/11 Final	11/12 Final	12/13 Final	13/14 Final	14/15 Final	15/16 Final	16/17 Final	17/18 Final	18/19 Final	19/20 Final	20/21 Final	21/22 Final	22/23 Final	23/24 (3 Mos)	Combined Totals
AA 7100154																	
Energy Efficiency Projects (113)																	
Legal		\$0	\$0	\$0	\$0	\$0	\$0	\$0	\$0	\$0	\$0	\$0	\$0	\$0	\$0	\$0	\$0
Other Contract Services		\$0	\$0	\$0	\$0	\$0	\$0	\$0	\$0	\$0	\$0	\$0	\$0	\$0	\$0	\$0	\$0
Building & Additions		\$0	\$0	\$189	\$2,108,853	\$990,389	-\$97,621	\$0	\$0	\$0	\$0	\$0	\$0	\$0	\$0	\$0	\$3,001,810
Architect		\$0	\$0	\$0	\$0	\$0	\$0	\$0	\$0	\$0	\$0	\$0	\$0	\$0	\$0	\$0	\$0
Engineering		\$0	\$0	\$0	\$0	\$0	\$0	\$0	\$0	\$0	\$0	\$0	\$0	\$0	\$0	\$0	\$0
Inspection & Testing		\$0	\$0	\$0	\$4,020	\$0	\$10,118	\$0	\$0	\$0	\$0	\$0	\$0	\$0	\$0	\$0	\$14,138
Project Management		\$0	\$0	\$0	\$0	\$0	\$825	\$0	\$0	\$0	\$0	\$0	\$0	\$0	\$0	\$0	\$825
Non-Cap Equipment		\$0	\$0	\$0	\$0	\$0	\$0	\$0	\$0	\$0	\$0	\$0	\$0	\$0	\$0	\$0	\$0
Total		\$0	\$0	\$189	\$2,112,873	\$990,389	-\$86,678	\$0	\$0	\$0	\$0	\$0	\$0	\$0	\$0	\$0	\$3,016,773
Project Budget	\$3,508,088																
Less Other Funding	\$491,315																
Net	\$3,016,773																
Actual Measure AA Expenditures	\$3,016,773																
Running Balance	\$0																
		* Other Funding Source: 1) DWP \$18,715.00 received 2) SCE \$446,519.77 received 3) Gas Co. \$26,080 received															

AA 7100064																		
Community Classroom & Facility Projects (114)																		
Supplies		\$0	\$0	\$0	\$124	\$0	\$0	\$0	\$0	\$0	\$0	\$0	\$0	\$0	\$0	\$0	\$0	\$124
Legal		\$0	\$0	\$1,867	\$1,418	\$0	\$0	\$0	\$0	\$0	\$0	\$0	\$0	\$0	\$0	\$0	\$0	\$3,285
Other Contract Services		\$0	\$3,720	\$1,869	\$0	\$0	\$0	\$0	\$0	\$0	\$0	\$0	\$0	\$0	\$0	\$0	\$0	\$5,588
Building & Additions		\$0	\$434,578	\$1,369,441	\$408,696	-\$1,003	\$0	\$0	\$0	\$0	\$0	\$0	\$0	\$0	\$0	\$0	\$0	\$2,211,712
Architect		\$0	\$263,833	\$48,120	\$1,318	\$0	\$0	\$0	\$0	\$0	\$0	\$0	\$0	\$0	\$0	\$0	\$0	\$313,272
Engineering		\$0	\$3,220	\$3,143	\$0	\$0	\$0	\$0	\$0	\$0	\$0	\$0	\$0	\$0	\$0	\$0	\$0	\$6,363
Inspection & Testing		\$0	\$41,002	\$80,885	\$1,495	\$0	\$0	\$0	\$0	\$0	\$0	\$0	\$0	\$0	\$0	\$0	\$0	\$123,382
Project Management		\$135	\$117,247	\$143,780	\$27,570	\$0	\$0	\$0	\$0	\$0	\$0	\$0	\$0	\$0	\$0	\$0	\$0	\$288,732
Non-Cap Equipment		\$0	\$0	\$209,726	\$0	\$0	\$0	\$0	\$0	\$0	\$0	\$0	\$0	\$0	\$0	\$0	\$0	\$209,726
Total		\$135	\$863,599	\$1,858,831	\$440,621	-\$1,003	\$0	\$0	\$0	\$0	\$0	\$0	\$0	\$0	\$0	\$0	\$0	\$3,162,183
Project Budget	\$3,162,183																	
Less Other Funding	\$0																	
Net	\$3,162,183																	
Actual Measure AA Expenditures	\$3,162,183																	
Running Balance	\$0																	

AA 7100057																		
Real Property Acquisition (115)																		
Legal		\$0	\$0	\$0	\$0	\$0	\$0	\$0	\$0	\$659	\$0	\$0	\$0	\$0	\$0	\$0	\$0	\$659
Other Contract Services		\$0	\$39	\$7,000	\$0	\$15,800	\$0	\$0	\$0	\$0	\$0	\$0	\$0	\$0	\$0	\$0	\$0	\$22,839
Site Acquisition		\$1,739,979	\$4,001,204	\$9,022,207	\$0	\$0	\$0	\$5,013,226	\$4,821,600	\$0	\$0	\$0	\$0	\$0	\$0	\$0	\$0	\$24,598,214
Inspection & Testing		\$8,689	\$7,986	\$0	\$0	\$0	\$0	\$0	\$0	\$0	\$0	\$0	\$0	\$0	\$0	\$0	\$0	\$16,674
Project Management		\$0	\$0	\$0	\$0	\$0	\$0	\$0	\$0	\$0	\$0	\$0	\$0	\$0	\$0	\$0	\$0	\$0
Total		\$1,748,667	\$4,009,228	\$9,029,207	\$0	\$15,800	\$0	\$5,013,226	\$4,822,259	\$0	\$0	\$0	\$0	\$0	\$0	\$0	\$0	\$24,638,386
Project Budget	\$24,638,386																	
Less Other Funding	\$0																	
Net	\$24,638,386																	
Actual Measure AA Expenditures	\$24,638,386																	
Running Balance	\$0																	

SANTA MONICA COMMUNITY COLLEGE DISTRICT
 MEASURE AA EXPENDITURES
 FUND 42.4
 As of September 30, 2023

MEASURE AA

Projects	Budget	09/10 Final	10/11 Final	11/12 Final	12/13 Final	13/14 Final	14/15 Final	15/16 Final	16/17 Final	17/18 Final	18/19 Final	19/20 Final	20/21 Final	21/22 Final	22/23 Final	23/24 (3 Mos)	Combined Totals
AA 7100058, 7100151, 7100156, 7100059																	
Roadways, Walkways, Grounds, Parking Lots, and Garages (116)																	
Supplies		\$0	\$0	\$0	\$0	\$4,616	\$0	\$0	\$0	\$0	\$0	\$0	\$0	\$0	\$0	\$0	\$4,616
Legal		\$0	\$0	\$0	\$125	\$0	\$0	\$0	\$0	\$0	\$0	\$0	\$0	\$0	\$0	\$0	\$125
Consultants		\$0	\$0	\$0	\$48,090	\$5,018	\$0	\$0	\$0	\$0	\$0	\$0	\$0	\$0	\$0	\$0	\$53,108
Other Contract Services		\$218	\$770	\$122	\$25,249	\$0	\$0	\$0	\$0	\$0	\$0	\$0	\$0	\$0	\$0	\$0	\$26,358
Building & Additions		\$185,345	\$6,731	\$113,784	\$321,603	\$975,401	\$0	\$0	\$0	\$0	\$0	\$0	\$0	\$0	\$0	\$0	\$1,602,864
Architect		\$0	\$0	\$0	\$103,569	\$19,225	\$1,240	\$0	\$0	\$0	\$0	\$0	\$0	\$0	\$0	\$0	\$124,035
Engineering		\$0	\$0	\$0	\$1,095	\$1,445	\$0	\$0	\$0	\$0	\$0	\$0	\$0	\$0	\$0	\$0	\$2,540
Inspection & Testing		\$13,380	\$7,865	\$13,553	\$20,126	\$42,865	\$0	\$0	\$0	\$0	\$0	\$0	\$0	\$0	\$0	\$0	\$97,787
Project Management		\$24,404	\$12,439	\$21,945	\$54,095	\$104,943	\$1,411	\$0	\$0	\$0	\$0	\$0	\$0	\$0	\$0	\$0	\$219,237
Total		\$223,347	\$27,804	\$149,403	\$573,951	\$1,153,512	\$2,652	\$0	\$0	\$0	\$0	\$0	\$0	\$0	\$0	\$0	\$2,130,670
Project Budget	\$7,022,417																
Less Other Funding	\$4,891,747																
Net	\$2,130,670																
Actual Measure AA Expenditures	\$2,130,670																
Running Balance	\$0																
		* Other Funding Source:															
		1) Measure S: \$3,891,747															
		2) Measure V: \$1,000,000 allocated															

AA 7100069																	
Infrastructure & Technology - Technology (117)																	
Software		\$0	\$0	\$0	\$0	\$0	\$218	\$0	\$0	\$0	\$0	\$0	\$0	\$0	\$0	\$0	\$218
Supplies		\$0	\$0	\$13,646	\$7,587	\$0	\$16,966	\$0	\$0	\$0	\$0	\$0	\$0	\$0	\$0	\$0	\$38,200
Maintenance Contract		\$0	\$9,472	\$46,300	\$210,581	\$18,944	\$42,415	\$9,472	\$0	\$0	\$0	\$0	\$0	\$0	\$0	\$0	\$337,186
Other Contract Services		\$0	\$0	\$0	\$0	\$0	\$49,589	\$0	\$0	\$0	\$0	\$0	\$0	\$0	\$0	\$0	\$49,589
Building & Additions		\$0	\$0	\$0	\$0	\$0	\$0	\$0	\$0	\$0	\$0	\$0	\$0	\$0	\$0	\$0	\$0
Project Management		\$0	\$0	\$0	\$0	\$0	\$0	\$0	\$0	\$0	\$0	\$0	\$0	\$0	\$0	\$0	\$0
Cap Equipment		\$0	\$207,423	\$33,063	\$576,294	\$0	\$1,145,668	\$0	\$0	\$0	\$0	\$0	\$0	\$0	\$0	\$0	\$1,962,449
Non-Cap Equipment		\$0	\$0	\$42,827	\$500	\$0	\$3,447	\$0	\$0	\$0	\$0	\$0	\$0	\$0	\$0	\$0	\$46,775
Total		\$0	\$216,896	\$135,838	\$794,963	\$18,944	\$1,258,304	\$9,472	\$0	\$0	\$0	\$0	\$0	\$0	\$0	\$0	\$2,434,417
Project Budget	\$2,434,417																
Less Other Funding	\$0																
Net	\$2,434,417																
Actual Measure AA Expenditures	\$2,434,417																
Running Balance	\$0																

AA 7100150																	
Infrastructure & Technology - Utility (118)																	
Software License		\$0	\$12,000	\$0	\$0	\$0	\$0	\$0	\$0	\$0	\$0	\$0	\$0	\$0	\$0	\$0	\$12,000
Legal		\$0	\$0	\$0	\$0	\$0	\$0	\$0	\$0	\$0	\$0	\$0	\$0	\$0	\$0	\$0	\$0
Building & Additions		\$0	\$0	\$0	\$0	\$0	\$0	\$0	\$0	\$0	\$0	\$0	\$0	\$0	\$0	\$0	\$0
Architect		\$0	\$0	\$0	\$0	\$0	\$0	\$0	\$0	\$0	\$0	\$0	\$0	\$0	\$0	\$0	\$0
Inspection & Testing		\$0	\$4,979	\$0	\$0	\$0	\$0	\$0	\$0	\$0	\$0	\$0	\$0	\$0	\$0	\$0	\$4,979
Project Management		\$0	\$3,240	\$0	\$0	\$0	\$0	\$0	\$0	\$0	\$0	\$0	\$0	\$0	\$0	\$0	\$3,240
Cap Equipment		\$0	\$0	\$7,534	\$0	\$0	\$0	\$0	\$0	\$0	\$0	\$0	\$0	\$0	\$0	\$0	\$7,534
Non-Cap Equipment		\$0	\$0	\$0	\$0	\$0	\$0	\$0	\$0	\$0	\$0	\$0	\$0	\$0	\$0	\$0	\$0
Total		\$0	\$20,219	\$7,534	\$0	\$0	\$0	\$0	\$0	\$0	\$0	\$0	\$0	\$0	\$0	\$0	\$27,753
Project Budget	\$27,753																
Less Other Funding	\$0																
Net	\$27,753																
Actual Measure AA Expenditures	\$27,753																
Running Balance	\$0																

SANTA MONICA COMMUNITY COLLEGE DISTRICT
 MEASURE AA EXPENDITURES
 FUND 42.4
 As of September 30, 2023

MEASURE AA

Projects	Budget	09/10 Final	10/11 Final	11/12 Final	12/13 Final	13/14 Final	14/15 Final	15/16 Final	16/17 Final	17/18 Final	18/19 Final	19/20 Final	20/21 Final	21/22 Final	22/23 Final	23/24 (3 Mos)	Combined Totals
AA 7100153																	
Emergency Lighting, Fire Alarm, and Security System (119)																	
Supplies		\$0	\$0	\$0	\$0	\$2,348	\$0	\$0	\$2,671	\$0	\$0	\$0	\$0	\$0	\$0	\$0	\$5,020
Consultants/Legal		\$0	\$0	\$0	\$0	\$0	\$16	\$0	\$0	\$0	\$442	\$0	\$0	\$0	\$0	\$0	\$458
Telecom Fee		\$0	\$0	\$0	\$0	\$0	\$800	\$0	\$0	\$0	\$0	\$0	\$0	\$0	\$0	\$0	\$800
Maintenance Contract		\$0	\$0	\$648	\$0	\$39,700	\$0	\$2,700	\$0	\$0	\$0	\$0	\$0	\$0	\$0	\$0	\$43,048
Software Support		\$0	\$0	\$24,765	\$0	\$106,367	\$0	\$2,232	\$0	\$0	\$0	\$0	\$0	\$0	\$0	\$0	\$133,365
Other Contract Services		\$0	\$0	\$0	\$0	\$47,695	\$0	\$4,643	\$1,560	\$0	\$0	\$0	\$0	\$0	\$0	\$0	\$53,897
Building & Additions		\$0	\$0	\$0	\$0	\$110	\$2,648,866	\$4,129,145	\$1,308,230	\$763,170	\$26,375	\$79,172	\$0	\$0	\$0	\$0	\$8,955,068
Architect		\$0	\$0	\$0	\$0	\$0	\$18,925	\$0	\$0	\$5,047	\$0	\$0	\$0	\$0	\$0	\$0	\$23,972
Engineering		\$0	\$0	\$0	\$0	\$211,030	\$389,013	\$156,247	\$255,798	\$358,560	\$114,585	\$0	\$0	\$0	\$0	\$0	\$1,485,233
Inspection & Testing		\$0	\$0	\$0	\$0	\$0	\$0	\$58,831	\$4,800	\$0	\$0	\$0	\$0	\$0	\$0	\$0	\$63,631
Project Management		\$0	\$0	\$0	\$0	\$51,008	\$52,044	\$79,285	\$16,500	\$49,738	\$240	\$0	\$0	\$0	\$0	\$0	\$248,814
Cap Equipment		\$0	\$0	\$0	\$0	\$89,415	\$0	\$5,871	\$0	\$0	\$0	\$0	\$0	\$0	\$0	\$0	\$95,286
Non-Cap Equipment		\$0	\$0	\$6,087	\$0	\$392,586	\$8,348	\$0	\$0	\$0	\$0	\$0	\$0	\$0	\$0	\$0	\$407,022
Total		\$0	\$0	\$31,500	\$0	\$940,259	\$3,118,012	\$4,438,953	\$1,589,560	\$1,176,515	\$141,642	\$79,172	\$0	\$0	\$0	\$0	\$11,515,614
Project Budget	\$11,515,614																
Less Other Funding	\$0																
Net	\$11,515,614																
Actual Measure AA Expenditures	\$11,515,614																
Running Balance	\$0																

AA 7100142																	
Student Services (120)																	
Supplies		\$0	\$0	\$0	\$0	\$0	\$0	\$0	\$0	\$0	\$0	\$0	\$0	\$0	\$0	\$0	\$0
Consultants		\$0	\$0	\$0	\$0	\$0	\$0	\$0	\$0	\$0	\$0	\$0	\$0	\$0	\$0	\$0	\$0
Telecom Fee		\$0	\$0	\$0	\$0	\$0	\$0	\$0	\$0	\$0	\$0	\$0	\$0	\$0	\$0	\$0	\$0
Maintenance Contract		\$0	\$0	\$0	\$0	\$0	\$0	\$0	\$0	\$0	\$0	\$0	\$0	\$0	\$0	\$0	\$0
Software Support		\$0	\$0	\$0	\$0	\$0	\$0	\$0	\$0	\$0	\$0	\$0	\$0	\$0	\$0	\$0	\$0
Other Contract Services		\$0	\$0	\$0	\$0	\$0	\$0	\$0	\$0	\$0	\$0	\$0	\$0	\$0	\$0	\$0	\$0
Building & Additions		\$0	\$0	\$0	\$0	\$0	\$0	\$0	\$0	\$3,165,626	\$3,704,864	\$0	\$0	\$0	\$0	\$0	\$6,870,490
Architect		\$0	\$0	\$0	\$0	\$0	\$0	\$0	\$0	\$0	\$0	\$0	\$0	\$0	\$0	\$0	\$0
Engineering		\$0	\$0	\$0	\$0	\$0	\$0	\$0	\$0	\$0	\$0	\$0	\$0	\$0	\$0	\$0	\$0
Inspection & Testing		\$0	\$0	\$0	\$0	\$0	\$0	\$0	\$0	\$0	\$0	\$0	\$0	\$0	\$0	\$0	\$0
Project Management		\$0	\$0	\$0	\$0	\$0	\$0	\$0	\$0	\$0	\$0	\$0	\$0	\$0	\$0	\$0	\$0
Cap Equipment		\$0	\$0	\$0	\$0	\$0	\$0	\$0	\$0	\$0	\$0	\$0	\$0	\$0	\$0	\$0	\$0
Non-Cap Equipment		\$0	\$0	\$0	\$0	\$0	\$0	\$0	\$0	\$0	\$0	\$0	\$0	\$0	\$0	\$0	\$0
Total		\$0	\$0	\$0	\$0	\$0	\$0	\$0	\$0	\$3,165,626	\$3,704,864	\$0	\$0	\$0	\$0	\$0	\$6,870,490
Project Budget	\$6,870,490																
Less Other Funding	\$0																
Net	\$6,870,490																
Actual Measure AA Expenditures	\$6,870,490																
Running Balance	\$0																

*** Other Funding Source:**
 1) State of California \$1,321,000 received
 2) Measure U \$21,131,135, Measure S \$45,595,322, Measure V \$33,624,909 allocated
 3) Measure U, S & AA interests \$21,681,308 allocated

Cost of Issuance (121)																	
Cost of Issuance		\$0	\$0	\$0	\$0	\$0	\$285,000	\$0	\$213,026	\$0	\$0	\$0	\$0	\$0	\$0	\$0	\$498,026
Total		\$0	\$0	\$0	\$0	\$0	\$285,000	\$0	\$213,026	\$0	\$0	\$0	\$0	\$0	\$0	\$0	\$498,026
Project Budget	\$498,026																
Less Other Funding	\$0																
Net	\$498,026																
Actual Measure AA Expenditures	\$498,026																
Running Balance	\$0																

Grand Total		\$4,900,734	\$10,935,584	\$17,864,407	\$13,113,759	\$30,388,248	\$39,049,510	\$60,741,756	\$57,313,878	\$52,193,046	\$4,326,286	\$908,418	\$126,029	\$440,877	-\$1,132,109	\$4,600	\$291,170,423
--------------------	--	--------------------	---------------------	---------------------	---------------------	---------------------	---------------------	---------------------	---------------------	---------------------	--------------------	------------------	------------------	------------------	---------------------	----------------	----------------------

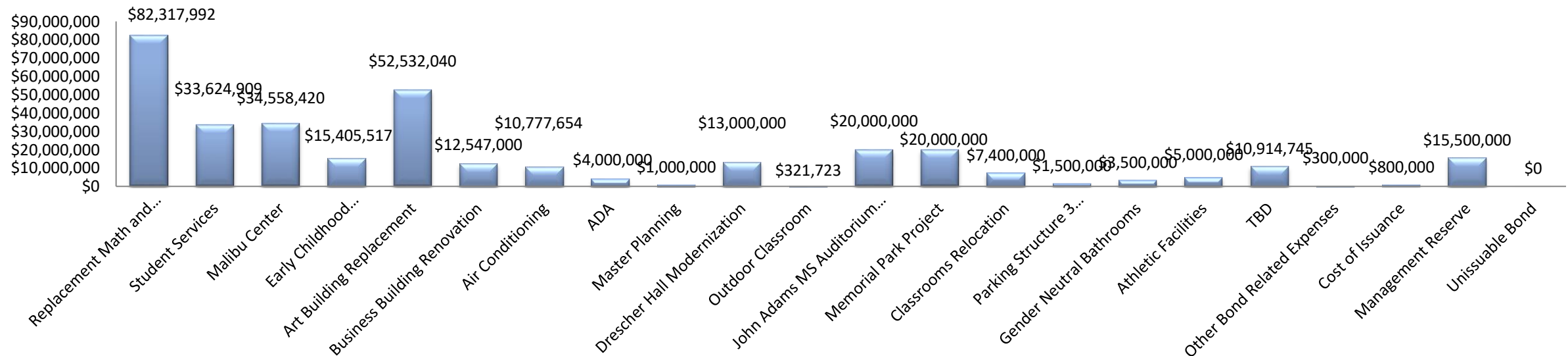
Measure AA Interest		18/19 Final
Parking Garage and Grounds - Student Services (9)		
Site Improvement		\$0
Building & Additions		\$5,192,948
Architect		\$0
Engineering		\$0
Inspection & Testing		\$0
Project Management		\$0
Total		\$5,192,948
Project Budget	\$5,192,948	
Actual Measure AA Interest Expenditures	\$5,192,948	
Running Balance	\$0	

Measure V Bond Budget

As of September 30, 2023

	Project Name	Completion	Project Budget	Measure V Allocation	Other Funding	Measure V Expenditures as of 9/30/23	Measure V Expenditures as of 6/30/23	Measure V Expenditures Last Period	Total Measure V Remaining
101	Replacement Math and Science Extension Building	July 2024	\$124,958,336	\$82,317,992	\$42,640,344	\$46,834,596	\$45,182,038	\$1,652,558	\$35,483,396
102	Student Services	Completed	\$130,224,164	\$33,624,909	\$96,599,255	\$25,019,073	\$24,724,171	\$294,902	\$8,605,836
103	Malibu Center	Completed	\$61,985,779	\$34,558,420	\$27,427,359	\$27,277,564	\$27,208,246	\$69,318	\$7,280,856
104	Early Childhood Development/Childcare	Completed	\$30,925,771	\$15,405,517	\$15,520,254	\$13,104,777	\$13,101,278	\$3,499	\$2,300,740
105	Art Building Replacement	August 2025	\$63,433,040	\$52,532,040	\$10,901,000	\$2,018,894	\$2,011,886	\$7,008	\$50,513,146
106	Business Building Renovation	December 2026	\$25,017,000	\$12,547,000	\$12,470,000	\$3,400	\$3,400	\$0	\$12,543,600
107	Air Conditioning	Completed	\$10,777,654	\$10,777,654	\$0	\$10,130,737	\$10,130,737	\$0	\$646,917
108	ADA	On-Going	\$4,000,000	\$4,000,000	\$0	\$0	\$0	\$0	\$4,000,000
109	Master Planning	December 2023	\$1,000,000	\$1,000,000	\$0	\$835,723	\$783,808	\$51,915	\$164,277
110	Drescher Hall Modernization	On-Going	\$13,005,082	\$13,000,000	\$5,082	\$0	\$0	\$0	\$13,000,000
111	Outdoor Classroom	On-Going	\$321,723	\$321,723	\$0	\$321,723	\$321,723	\$0	\$0
112	John Adams MS Auditorium (SMMUSD)	Completed	\$20,000,000	\$20,000,000	\$0	\$20,000,000	\$20,000,000	\$0	\$0
113	Memorial Park Project	On-Going	\$20,000,000	\$20,000,000	\$0	\$3,481	\$3,481	\$0	\$19,996,519
114	Classrooms Relocation	Completed	\$7,400,000	\$7,400,000	\$0	\$7,286,719	\$7,286,719	\$0	\$113,281
124	Parking Structure 3 Improvement Project	June 2024	\$1,500,000	\$1,500,000	\$0	\$30,327	\$26,282	\$4,045	\$1,469,673
125	Gender Neutral Bathrooms	June 2025	\$3,500,000	\$3,500,000	\$0	\$109,966	\$59,788	\$50,178	\$3,390,034
126	Athletic Facilities	June 2026	\$5,000,000	\$5,000,000	\$0	\$10,886	\$9,431	\$1,455	\$4,989,114
115	TBD	On-Going	\$10,914,745	\$10,914,745	\$0	\$0	\$0	\$0	\$10,914,745
120	Other Bond Related Expenses	On-Going	\$300,000	\$300,000	\$0	\$244,553	\$244,553	\$0	\$55,447
121	Cost of Issuance	On-Going	\$800,000	\$800,000	\$0	\$744,152	\$744,152	\$0	\$55,848
122	Management Reserve	On-Going	\$15,500,000	\$15,500,000	\$0	\$0	\$0	\$0	\$15,500,000
123	Unissuable Bond	On-Going	\$0	\$0	\$0	\$0	\$0	\$0	\$0
Project Totals			\$550,563,294	\$345,000,000	\$205,563,294	\$153,976,571	\$151,841,693	\$2,134,878	\$191,023,429

Measure V Allocation



SANTA MONICA COMMUNITY COLLEGE DISTRICT
Measure V Bond Budget History
as of September 30, 2023

MEASURE V

	Project Name	Completion	Preliminary Measure V Budget	Measure V Budget as of 6/30/23	Measure V Budget as of 9/30/23	Variance	Measure V Remaining as of 9/30/23
101	Replacement Math and Science Extension Building	July 2024	\$82,317,992	\$82,317,992	\$82,317,992	\$0	\$35,483,396
102	Student Services	Completed	\$21,130,252	\$33,624,909	\$33,624,909	\$0	\$8,605,836
103	Malibu Center	Completed	\$25,000,000	\$34,558,420	\$34,558,420	\$0	\$7,280,856
104	Early Childhood Development/Childcare	Completed	\$15,405,517	\$15,405,517	\$15,405,517	\$0	\$2,300,740
105	Art Building Replacement	August 2025	\$24,000,000	\$52,532,040	\$52,532,040	\$0	\$50,513,146
106	Business Building Renovation	December 2026	\$12,547,000	\$12,547,000	\$12,547,000	\$0	\$12,543,600
107	Air Conditioning	Completed	\$10,777,654	\$10,777,654	\$10,777,654	\$0	\$646,917
108	ADA	On-Going	\$4,000,000	\$4,000,000	\$4,000,000	\$0	\$4,000,000
109	Master Planning	December 2023	\$450,000	\$1,000,000	\$1,000,000	\$0	\$164,277
110	Drescher Hall Modernization	On-Going	\$13,000,000	\$13,000,000	\$13,000,000	\$0	\$13,000,000
111	Outdoor Classroom	On-Going	\$10,000,000	\$321,723	\$321,723	\$0	\$0
112	John Adams MS Auditorium (SMMUSD)	Completed	\$20,000,000	\$20,000,000	\$20,000,000	\$0	\$0
113	Memorial Park Project	December 2025	\$20,000,000	\$20,000,000	\$20,000,000	\$0	\$19,996,519
114	Classrooms Relocation	Completed	\$0	\$7,400,000	\$7,400,000	\$0	\$113,281
124	Parking Structure 3 Improvement Project	June 2024	\$0	\$1,500,000	\$1,500,000	\$0	\$1,469,673
125	Gender Neutral Bathrooms	June 2025	\$0	\$3,500,000	\$3,500,000	\$0	\$3,390,034
126	Athletic Facilities	June 2026	\$0	\$5,000,000	\$5,000,000	\$0	\$4,989,114
115	TBD	On-Going	\$57,271,585	\$10,914,745	\$10,914,745	\$0	\$10,914,745
120	Other Bond Related Expenses	On-Going	\$300,000	\$300,000	\$300,000	\$0	\$55,447
121	Cost of Issuance	On-Going	\$800,000	\$800,000	\$800,000	\$0	\$55,848
122	Management Reserve	On-Going	\$28,000,000	\$15,500,000	\$15,500,000	\$0	\$15,500,000
123	Unissuable Bond	On-Going	\$0	\$0	\$0	\$0	\$0
	Project Totals		\$345,000,000	\$345,000,000	\$345,000,000	\$0	\$191,023,429

SANTA MONICA COMMUNITY COLLEGE DISTRICT
Measure V Project Schedule
 As of September 30, 2023

MEASURE V

	Project Name	Completion	2020	2021	2022	2023	2024	2025	2026
101	Replacement Math and Science Extension Building	July 2024	In Planning	In Construction	In Construction	In Construction	In Construction		
102	Student Services	Completed							
103	Malibu Center	Completed							
104	Early Childhood Development/Childcare	Completed							
105	Art Building Replacement	August 2025	In Planning	In Construction	In Construction	In Construction	In Construction	In Construction	
106	Business Building Renovation	December 2026				In Planning	In Planning	In Planning	In Planning
107	Air Conditioning	Completed							
108	ADA	On-Going							
109	Master Planning	December 2023	In Construction	In Construction	In Construction				
110	Drescher Hall Modernization	On-Going							
111	Outdoor Classroom	On-Going							
112	John Adams SMMUSD	Completed							
113	City of Santa Monica	On-Going							
114	Classrooms Relocation	Completed							
124	Parking Structure 3 Improvement Project	June 2024			In Planning	In Construction	In Construction		
125	Gender Neutral Bathrooms	June 2025				In Planning	In Construction	In Construction	
126	Athletic Facilities	June 2026				In Planning	In Construction	In Construction	In Construction
127	Memorial Park Project	December 2026					In Planning	In Construction	In Construction
115	TBD	On-Going							
120	Other Bond Related Expenses	On-Going							
121	Cost of Issuance	On-Going							
122	Management Reserve	On-Going							
123	Unissuable Bond	On-Going							
			In Planning	In Construction					

SANTA MONICA COMMUNITY COLLEGE DISTRICT
 MEASURE V EXPENDITURES - FUND 42.5
 as of September 30, 2023

MEASURE V

Projects	Budget	17/18 Final	18/19 Final	19/20 Final	20/21 Final	21/22 Final	22/23 Final	23/24 (3 Mos)	Combined Totals
V 710090									
Replacement Math and Science Extension Building (101)									
Supplies		\$0	\$0	\$0	\$0	\$0	\$0	\$1,677	\$1,677
Legal		\$0	\$0	\$0	\$0	\$0	\$2,101		\$2,101
Software Support		\$0	\$0	\$0	\$0	\$0	\$0	\$13,573	\$13,573
Other Contract Services		\$0	\$0	\$0	\$0	\$0	\$0	\$84,151	\$84,151
Moving Services		\$0	\$0	\$67,242	\$0	\$0	\$0		\$67,242
Building & Additions		\$0	\$59	\$2,633	\$3,697,529	\$13,243,628	\$21,826,672	\$1,240,355	\$40,010,875
Architect		\$3,040	\$4,150	\$229,267	\$653,770	\$552,565	\$688,244		\$2,131,036
Engineering		\$0	\$0	\$19,622	\$6,966	\$10,940	\$0		\$37,529
Inspection & Testing		\$1,654	\$9,792	\$60,666	\$225,542	\$919,688	\$632,956	\$36,480	\$1,886,778
Project Management		\$11,220	\$30,115	\$347,350	\$474,483	\$866,097	\$503,615	\$69,509	\$2,302,389
Cap Equipment		\$0	\$0	\$0	\$0	\$0	\$0		\$0
Non-Cap Equipment		\$0	\$0	\$0	\$0	\$0	\$90,431	\$206,815	\$297,246
Total		\$15,914	\$44,115	\$726,781	\$5,058,290	\$15,592,919	\$23,744,019	\$1,652,559	\$46,834,596
Project Budget	\$124,958,336	Received							
Less Other Funding	\$42,640,344	\$31,713,876	* Other Funding Source:						
Net	\$82,317,992	1) Measure U \$308,336 2) Measure AA \$2,244,008 allocated							
Actual Measure V Expenditures	\$46,834,596	3) State of California \$40,088,000 allocated							
Running Balance	\$35,483,396								
V 7100142									
Student Services Building (102)									
Supplies		\$0	\$71,445	\$38,162	\$0	\$0	\$0		\$109,607
Other Contract Services		\$0	\$0	\$59,784	\$6,935	\$0	\$0		\$66,719
Consultants		\$0	\$0	\$687	\$0	\$0	\$0		\$687
Software Support		\$0	\$189,120	\$0	\$0	\$0	\$0		\$189,120
Moving Services		\$0	\$55,062	\$9,056	\$0	\$0	\$0		\$64,118
Building & Additions		\$0	\$12,355,060	\$4,201,966	\$355,441	\$0	\$75,811	\$261,700	\$17,249,978
Architect		\$0	\$419,829	\$530,797	\$186,296	\$27,836	\$13,527	\$847	\$1,179,131
Engineering		\$0	\$140,458	\$67,481	\$0	\$0	\$0		\$207,939
Inspection & Testing		\$55,202	\$296,732	\$131,128	\$21,146	\$0	\$26,636	\$29,646	\$560,490
Project Management		\$0	\$900,333	\$219,425	\$85,310	\$13,020	\$0	\$2,709	\$1,220,797
Cap Equipment		\$0	\$1,565,928	\$90,915	\$0	\$0	\$0		\$1,656,844
Non-Cap Equipment		\$0	\$2,279,541	\$196,313	\$37,790	\$0	\$0		\$2,513,644
Total		\$55,202	\$18,273,508	\$5,545,714	\$692,918	\$40,856	\$115,974	\$294,902	\$25,019,073
Project Budget	\$130,224,164	* Other Funding Source:							
Less Other Funding	\$96,599,255	1) State of California \$1,321,000 received							
Net	\$33,624,909	2) Measure U \$21,131,135 3) Measure S 45,595,322,							
Actual Measure V Expenditures	\$25,019,073	4) Measure AA \$6,870,490 allocated							
Running Balance	\$8,605,836	5) Measure U, S & AA interests \$21,681,308 allocated							

SANTA MONICA COMMUNITY COLLEGE DISTRICT
MEASURE V EXPENDITURES - FUND 42.5
as of September 30, 2023

MEASURE V

Projects	Budget	17/18 Final	18/19 Final	19/20 Final	20/21 Final	21/22 Final	22/23 Final	23/24 (3 Mos)	Combined Totals
<i>V 7100015</i>									
Malibu Site Acquisition and Center (103)									
Supplies		\$0	\$0	\$0	\$0	\$0	\$11,134	\$878	\$12,012
Software Support		\$0	\$0	\$0	\$0	\$0	\$8,281	\$8,600	\$16,880
Legal		\$0	\$0	\$0	\$0	\$0	\$181,450	\$12,814	\$194,264
Other Contract Services		\$0	\$0	\$2,713	\$38,163	\$0	\$136,245	\$5,133	\$182,254
Consultants		\$0	\$0	\$0	\$0	\$0	\$51,422		\$51,422
Moving Services		\$0	\$0	\$0	\$0	\$0	\$23,871		\$23,871
Building & Additions		\$0	\$0	\$2,642,861	\$3,388,666	\$8,734,478	\$7,418,550		\$22,184,555
Architect		\$0	\$0	\$0	\$155,448	\$493,355	\$262,129		\$910,932
Engineering		\$0	\$0	\$8,482	\$0	\$15,268	\$8,641		\$32,392
Inspection & Testing		\$0	\$0	\$51,754	\$633,723	\$511,002	\$159,283	\$2,998	\$1,358,758
Project Management		\$0	\$0	\$49,588	\$581,175	\$626,405	\$406,040	\$32,528	\$1,695,736
Cap Equipment		\$0	\$0	\$0	\$0	\$0	\$60,513		\$60,513
Non-Cap Equipment		\$0	\$0	\$0	\$0	\$12,015	\$535,594	\$6,368	\$553,976
Total		\$0	\$0	\$2,755,398	\$4,797,174	\$10,392,522	\$9,263,151	\$69,318	\$27,277,564
Project Budget	\$61,985,779								
Less Other Funding	\$27,427,359								
Net	\$34,558,420								
Actual Measure V Expenditures	\$27,277,564								
Running Balance	\$7,280,856								
		<p>* Other Funding Source:</p> <p>1) Measure S \$25,132,568</p> <p>2) Interest Allocated \$2,294,791</p>							

<i>V 7100104</i>									
Early Childhood Development/Childcare (104)									
Supplies		\$0	\$0	\$35,150	\$5,332	-\$500	-\$96	\$96	\$39,982
Other Contract Services		\$0	\$0	\$35,344	\$15,128	\$0	\$0	\$0	\$50,472
Consultants		\$0	\$0	\$16	\$0	\$0	\$0	\$0	\$16
Software Support		\$0	\$0	\$6,158	\$0	\$5,677	\$5,677	\$1,656	\$19,169
Legal		\$0	\$0	\$96	\$0	\$0	\$0	\$0	\$96
Building & Additions		\$0	\$0	\$8,879,770	\$1,603,432	\$0	\$73,242	\$0	\$10,556,444
Architect		\$0	\$0	\$262,660	\$275,924	\$105,158	\$27,846	\$1,746	\$673,334
Engineering		\$0	\$0	\$19,448	\$0	\$15,550	\$3,149	\$0	\$38,146
Inspection & Testing		\$0	\$0	\$349,661	\$135,767	\$3,700	\$13,249	\$0	\$502,377
Project Management		\$0	\$0	\$384,279	\$384,714	\$2,144	\$0	\$0	\$771,137
Cap Equipment		\$0	\$0	\$32,448	\$0	\$0	\$0	\$0	\$32,448
Non-Cap Equipment		\$0	\$0	\$328,242	\$92,913	\$0	\$0	\$0	\$421,155
Total		\$0	\$0	\$10,333,272	\$2,513,210	\$131,730	\$123,066	\$3,498	\$13,104,777
Project Budget	\$30,925,771	<i>Received</i>							
Less Other Funding	\$15,520,254	\$6,661,598							
Net	\$15,405,517								
Actual Measure V Expenditures	\$13,104,777								
Running Balance	\$2,300,740								
		<p>* Other Funding Source:</p> <p>1) City of Santa Monica \$6,661,598 committed</p> <p>2) Measure S \$8,858,656 allocated</p>							

SANTA MONICA COMMUNITY COLLEGE DISTRICT
MEASURE V EXPENDITURES - FUND 42.5
as of September 30, 2023

MEASURE V

Projects	Budget	17/18 Final	18/19 Final	19/20 Final	20/21 Final	21/22 Final	22/23 Final	23/24 (3 Mos)	Combined Totals
<i>V 7100240</i>									
Art Complex (105)									
Legal		\$0	\$0	\$14,811	\$0	\$0	\$11,547	\$0	\$26,359
Other Contract Services		\$0	\$0	\$0	\$0	\$0	\$0	\$1,213	\$1,213
Consultants		\$0	\$0	\$20,991	\$40,710	\$1,344	\$0	\$0	\$63,045
Moving Services		\$0	\$0	\$0	\$0	\$0	\$0	\$0	\$0
Building & Additions		\$184	\$407,369	\$3,040	\$0	\$1,791	\$108,857	\$0	\$521,057
Architect		\$0	\$0	\$39,542	\$569,178	\$28,572	\$85,055	\$0	\$722,347
Engineering		\$0	\$0	\$0	\$0	\$40,750	\$0	\$0	\$40,750
Inspection & Testing		\$0	\$35,495	\$25,052	\$43,653	\$45,227	\$12,852	\$0	\$162,279
Project Management		\$0	\$1,600	\$85,708	\$85,978	\$184,706	\$117,875	\$5,795	\$481,662
Cap Equipment		\$0	\$0	\$0	\$0	\$0	\$0	\$0	\$0
Non-Cap Equipment		\$0	\$0	\$0	\$0	\$0	\$0	\$0	\$0
Total		\$184	\$444,464	\$189,143	\$739,518	\$302,390	\$336,186	\$7,008	\$2,018,894
Project Budget	\$63,433,040	<i>Received</i>							
Less Other Funding	\$10,901,000	\$506,957	* Other Funding Source:						
Net	\$52,532,040	1) State of California \$10,901,000 pending							
Actual Measure V Expenditures	\$2,018,894								
Running Balance	\$50,513,146								
<i>V 7100243</i>									
Business Building Replacement (106)									
Legal		\$0	\$0	\$0	\$0	\$0	\$0	\$0	\$0
Other Contract Services		\$0	\$0	\$0	\$0	\$0	\$0	\$0	\$0
Consultants		\$0	\$0	\$0	\$0	\$0	\$0	\$0	\$0
Moving Services		\$0	\$0	\$0	\$0	\$0	\$0	\$0	\$0
Building & Additions		\$0	\$0	\$0	\$0	\$0	\$0	\$0	\$0
Architect		\$0	\$0	\$0	\$0	\$0	\$0	\$0	\$0
Engineering		\$0	\$0	\$0	\$0	\$0	\$0	\$0	\$0
Inspection & Testing		\$0	\$0	\$0	\$0	\$0	\$0	\$0	\$0
Project Management		\$0	\$0	\$3,400	\$0	\$0	\$0	\$0	\$3,400
Cap Equipment		\$0	\$0	\$0	\$0	\$0	\$0	\$0	\$0
Non-Cap Equipment		\$0	\$0	\$0	\$0	\$0	\$0	\$0	\$0
Total		\$0	\$0	\$3,400	\$0	\$0	\$0	\$0	\$3,400
Project Budget	\$25,017,000	* Other Funding Source:							
Less Other Funding	\$12,470,000	1) State Funding \$12,470,000							
Net	\$12,547,000								
Actual Measure V Expenditures	\$3,400								
Running Balance	\$12,543,600								

SANTA MONICA COMMUNITY COLLEGE DISTRICT
 MEASURE V EXPENDITURES - FUND 42.5
 as of September 30, 2023

MEASURE V

Projects	Budget	17/18 Final	18/19 Final	19/20 Final	20/21 Final	21/22 Final	22/23 Final	23/24 (3 Mos)	Combined Totals
<i>V 7100188</i>									
Air Conditioning (107)									
Other Contract Services		\$0	\$0	\$0	\$0	\$0	\$0	\$0	\$0
Consultants		\$0	\$0	\$0	\$0	\$0	\$0	\$0	\$0
Building & Additions		\$0	\$0	\$2,451	\$7,537,201	\$733,457	\$0	\$0	\$8,273,110
Architect		\$0	\$79,000	\$0	\$0	\$39,872	\$3,280	\$0	\$122,152
Engineering		\$417,960	\$217,966	\$26,992	\$81,868	\$109,823	\$3,375	\$0	\$857,984
Inspection & Testing		\$0	\$54,810	\$776	\$253,936	\$125,639	\$0	\$0	\$435,160
Project Management		\$4,370	\$4,570	\$35,700	\$365,350	\$32,340	\$0	\$0	\$442,330
Total		\$422,330	\$356,346	\$65,919	\$8,238,355	\$1,041,132	\$6,655	\$0	\$10,130,737
Project Budget	\$10,777,654								
Less Other Funding	\$0								
Net	\$10,777,654								
Actual Measure V Expenditures	\$10,130,737								
Running Balance	\$646,917								

<i>V 7100004</i>									
Master Plan (109)									
Other Contract Services		\$0	\$0	\$0	\$0	\$0	\$0	\$0	\$0
Consultants		\$0	\$0	\$0	\$0	\$48,000	\$0	\$0	\$48,000
Advertising		\$0	\$641	\$0	\$0	\$0	\$0	\$0	\$641
Architect		\$0	\$112,073	\$528,182	\$37,861	\$0	\$52,150	\$51,916	\$782,182
Engineering		\$0	\$0	\$0	\$0	\$0	\$0	\$0	\$0
Inspection & Testing		\$0	\$0	\$0	\$0	\$0	\$0	\$0	\$0
Project Management		\$0	\$3,800	\$1,100	\$0	\$0	\$0	\$0	\$4,900
Total		\$0	\$116,515	\$529,282	\$37,861	\$48,000	\$52,150	\$51,916	\$835,723
Project Budget	\$1,000,000								
Less Other Funding	\$0								
Net	\$1,000,000								
Actual Measure V Expenditures	\$835,723								
Running Balance	\$164,277								

<i>V 7100237</i>									
Outdoor Classroom (111)									
Other Contract Services		\$0	\$0	\$0	\$0	\$0	\$0	\$0	\$0
Building & Additions		\$0	\$0	\$0	\$0	\$0	\$0	\$0	\$0
Architect		\$100,000	\$102,023	\$102,495	\$0	\$0	\$0	\$0	\$304,518
Engineering		\$0	\$0	\$0	\$0	\$0	\$0	\$0	\$0
Inspection & Testing		\$0	\$0	\$0	\$0	\$0	\$0	\$0	\$0
Project Management		\$0	\$17,205	\$0	\$0	\$0	\$0	\$0	\$17,205
Total		\$100,000	\$119,228	\$102,495	\$0	\$0	\$0	\$0	\$321,723
Project Budget	\$321,723								
Less Other Funding	\$0								
Net	\$321,723								
Actual Measure V Expenditures	\$321,723								
Running Balance	\$0								

SANTA MONICA COMMUNITY COLLEGE DISTRICT
 MEASURE V EXPENDITURES - FUND 42.5
 as of September 30, 2023

MEASURE V

Projects	Budget	17/18 Final	18/19 Final	19/20 Final	20/21 Final	21/22 Final	22/23 Final	23/24 (3 Mos)	Combined Totals
<i>V 7100268</i>									
Parking Structure 3 Imp Project (124)									
Other Contract Services		\$0	\$0	\$0	\$0	\$0	\$0	\$0	\$0
Building & Additions		\$0	\$0	\$0	\$0	\$0	\$0	\$0	\$0
Architect		\$0	\$0	\$0	\$0	\$0	\$26,282	\$4,045	\$30,327
Engineering		\$0	\$0	\$0	\$0	\$0	\$0	\$0	\$0
Inspection & Testing		\$0	\$0	\$0	\$0	\$0	\$0	\$0	\$0
Project Management		\$0	\$0	\$0	\$0	\$0	\$0	\$0	\$0
Total		\$0	\$0	\$0	\$0	\$0	\$26,282	\$4,045	\$30,327
Project Budget	\$1,500,000								
Less Other Funding	\$0								
Net	\$1,500,000								
Actual Measure V Expenditures	\$30,327								
Running Balance	\$1,469,673								
<i>V 7100270</i>									
Gender Neutral Bathroom Project (125)									
Other Contract Services		\$0	\$0	\$0	\$0	\$0	\$0	\$0	\$0
Building & Additions		\$0	\$0	\$0	\$0	\$0	\$0	\$0	\$0
Architect		\$0	\$0	\$0	\$0	\$0	\$46,298	\$50,178	\$96,476
Engineering		\$0	\$0	\$0	\$0	\$0	\$0	\$0	\$0
Inspection & Testing		\$0	\$0	\$0	\$0	\$0	\$13,490	\$0	\$13,490
Project Management		\$0	\$0	\$0	\$0	\$0	\$0	\$0	\$0
Total		\$0	\$0	\$0	\$0	\$0	\$59,788	\$50,178	\$109,966
Project Budget	\$3,500,000								
Less Other Funding	\$0								
Net	\$3,500,000								
Actual Measure V Expenditures	\$109,966								
Running Balance	\$3,390,034								
<i>V 7100271</i>									
Athletic Facilities (126)									
Legal		\$0	\$0	\$0	\$0	\$0	\$9,431	\$1,455	\$10,886
Other Contract Services		\$0	\$0	\$0	\$0	\$0	\$0	\$0	\$0
Building & Additions		\$0	\$0	\$0	\$0	\$0	\$0	\$0	\$0
Architect		\$0	\$0	\$0	\$0	\$0	\$0	\$0	\$0
Engineering		\$0	\$0	\$0	\$0	\$0	\$0	\$0	\$0
Inspection & Testing		\$0	\$0	\$0	\$0	\$0	\$0	\$0	\$0
Project Management		\$0	\$0	\$0	\$0	\$0	\$0	\$0	\$0
Total		\$0	\$0	\$0	\$0	\$0	\$9,431	\$1,455	\$10,886
Project Budget	\$5,000,000								
Less Other Funding	\$0								
Net	\$5,000,000								
Actual Measure V Expenditures	\$10,886								
Running Balance	\$4,989,115								

SANTA MONICA COMMUNITY COLLEGE DISTRICT
 MEASURE V EXPENDITURES - FUND 42.5
 as of September 30, 2023

MEASURE V

Projects	Budget	17/18 Final	18/19 Final	19/20 Final	20/21 Final	21/22 Final	22/23 Final	23/24 (3 Mos)	Combined Totals
<i>V 7100272</i>									
Memorial Park Project (113)									
Legal		\$0	\$0	\$0	\$0	\$0	\$3,481	\$0	\$3,481
Other Contract Services		\$0	\$0	\$0	\$0	\$0	\$0	\$0	\$0
Building & Additions		\$0	\$0	\$0	\$0	\$0	\$0	\$0	\$0
Architect		\$0	\$0	\$0	\$0	\$0	\$0	\$0	\$0
Engineering		\$0	\$0	\$0	\$0	\$0	\$0	\$0	\$0
Inspection & Testing		\$0	\$0	\$0	\$0	\$0	\$0	\$0	\$0
Project Management		\$0	\$0	\$0	\$0	\$0	\$0	\$0	\$0
Total		\$0	\$0	\$0	\$0	\$0	\$3,481	\$0	\$3,481
Project Budget	\$20,000,000								
Less Other Funding	\$0								
Net	\$20,000,000								
Actual Measure V Expenditures	\$3,481								
Running Balance	\$19,996,519								

<i>V 7100243</i>									
Classrooms Relocation (114)									
Supplies		\$0	\$0	\$0	\$0	\$11,963	\$0	\$0	\$11,963
Other Contract Services		\$0	\$0	\$0	\$0	\$0	\$0	\$0	\$0
Building & Additions		\$0	\$3,467	\$5,709,329	\$391,967	\$0	\$0	\$0	\$6,104,763
Supplies		\$0	\$0	\$4,982	\$0	\$0	\$0	\$0	\$4,982
Architect		\$0	\$184,434	\$78,179	\$92,082	\$0	\$0	\$0	\$354,695
Engineering		\$0	\$0	\$0	\$0	\$0	\$0	\$0	\$0
Inspection & Testing		\$0	\$16,795	\$115,194	\$25,996	\$0	\$0	\$0	\$157,985
Project Management		\$0	\$61,520	\$476,831	\$55,650	\$0	\$0	\$0	\$594,001
Non-Cap Equipment		\$0	\$0	\$58,331	\$0	\$0	\$0	\$0	\$58,331
Total		\$0	\$266,216	\$6,442,846	\$565,695	\$11,963	\$0	\$0	\$7,286,719
Project Budget	\$7,400,000								
Less Other Funding	\$0								
Net	\$7,400,000								
Actual Measure V Expenditures	\$7,286,719								
Running Balance	\$113,281								

SANTA MONICA COMMUNITY COLLEGE DISTRICT
 MEASURE V EXPENDITURES - FUND 42.5
 as of September 30, 2023

MEASURE V

Projects	Budget	17/18 Final	18/19 Final	19/20 Final	20/21 Final	21/22 Final	22/23 Final	23/24 (3 Mos)	Combined Totals
V 7100255									
John Adams MS Auditorium - SMMUSD (112)									
Building and Additions		\$0	\$0	\$0	\$15,000,000	\$5,000,000	\$0	\$0	\$20,000,000
Total		\$0	\$0	\$0	\$15,000,000	\$5,000,000	\$0	\$0	\$20,000,000
Project Budget	\$20,000,000								
Less Other Funding	\$0								
Net	\$20,000,000								
Actual Measure V Expenditures	\$20,000,000								
Running Balance	\$0								
S7100048									
Other Bond Related Expenses (116)									
Consultants		\$0	\$0	\$0	\$0	\$0	\$0	\$0	\$0
Lease/Rental		\$0	\$13,590	\$18,171	\$6,814	\$0	\$0	\$0	\$38,576
Supplies		\$0	\$0	\$0	\$0	\$0	\$0	\$0	\$0
Legal		\$0	\$0	\$0	\$0	\$0	\$0	\$0	\$0
Software License		\$0	\$0	\$0	\$0	\$0	\$0	\$0	\$0
Advertising		\$0	\$0	\$0	\$770	\$900	\$0	\$0	\$1,670
Other Contract Services		\$0	\$0	\$0	\$0	\$0	\$0	\$0	\$0
Building & Additions		\$184	\$191,065	\$0	\$0	\$0	\$0	\$0	\$191,249
Inspection & Testing		\$0	\$13,060	\$0	\$0	\$0	\$0	\$0	\$13,060
Project Management		\$0	\$0	\$0	\$0	\$0	\$0	\$0	\$0
Cap Equipment		\$0	\$0	\$0	\$0	\$0	\$0	\$0	\$0
Non-Cap Equipment		\$0	\$0	\$0	\$0	\$0	\$0	\$0	\$0
Total		\$184	\$217,715	\$18,171	\$7,584	\$900	\$0	\$0	\$244,554
Project Budget	\$300,000								
Less Other Funding	\$0								
Net	\$300,000								
Actual Measure V Expenditures	\$244,554								
Running Balance	\$55,446								

SANTA MONICA COMMUNITY COLLEGE DISTRICT
 MEASURE V EXPENDITURES - FUND 42.5
 as of September 30, 2023

MEASURE V

Projects	Budget	17/18 Final	18/19 Final	19/20 Final	20/21 Final	21/22 Final	22/23 Final	23/24 (3 Mos)	Combined Totals
Cost of Issuance (117)									
Cost of Issuance		\$291,277	\$0	\$0	\$0	\$452,875	\$0	\$0	\$744,152
Total		\$291,277	\$0	\$0	\$0	\$452,875	\$0	\$0	\$744,152
Project Budget	\$800,000								
Less Other Funding	\$0								
Net	\$800,000								
Actual Measure V Expenditures	\$744,152								
Running Balance	\$55,848								
Grand Total		\$885,090	\$19,838,107	\$26,712,421	\$37,650,605	\$33,015,286	\$33,740,184	\$2,134,880	\$153,976,573

**SMC Bond Program
(Measure AA and V)
Bond Contractor List as of 9-30-2023**

Student Services (Measure U #0, Measure S #9, Measure AA #120, Measure V #102):

Architect – Steinberg Architects, Morris Architects, SVA Architects
Contractor – Minco, Bernards Brothers, Spinitar, Nazerian
Engineering – IVA, Cogent Energy Engineering, XL Fire
Inspection & Testing – Geo Labs, BTC Labs - Vertical V, Peak Survey, LPI
Rango Inc., Twining, AGE
Project Management – LPI, YNL, Vanir

Replacement Health/PE/Fitness/Dance Building (Measure S #4, Measure AA #104):

Architect – Gensler Architects
Contractor – Bernards Brothers
Engineering – IVA, Glumac
Inspection & Testing – Geolabs, Ellis Environmental, Twining, Rango
Inspection, AGE
Project Management – LPI

Early Childhood Development (Measure S #5, Measure V #104):

Architect – Carde Ten Architects, SVA Architects
Consultant – Child Educational Center
Contractor – The Nazerian Group, USA Shade
Engineering – Jacobs
Inspection & Testing – Geolabs, Rango Inspection, Twining
Project Management – LPI, Vanir, YNL

Malibu Site (Measure S #6, Measure AA #110, Measure V #103):

Architect – Quatro Design Group (QDG)
Contractor – Master Contracting, Icon West
Consultant – m2 Strategic, Parker Environmental, M6 Consultants
Engineering – Ensitu Services, Jacobs, CNA
Inspection & Testing – Peak Surveys, Ellis Environmental, JL Inspection, Ninyo
& Moore, Geolabs, Twining, B2E
Project Management – LPI, m6 Strategic, Vanir, YNL

Energy Efficiency Projects (Measure S #7, Measure AA #113):

Architect – N/A
Contractor – Compass Energy Solutions, Johnson Controls
Engineering – Compass Energy Solutions, Johnson Controls
Inspection & Testing – Ellis Environmental

Environmental Performance (Measure AA #101):

Architect – Kishimoto Architects
Contractor – SJ Amoroso Construction
Engineering – P2S Engineering
Inspection & Testing – Cannon, Peak Surveys
Project Management – LPI

Information Technology Relocation (Measure AA #102):

Architect – Morris Architects
Contractor – Minco, Bernards Brothers, Eidim AV Technology
Engineering – IVA, P2S Engineering
Inspection & Testing – Cannon, Peak Surveys, Geo Labs, Ellis Environmental,
Twining, JL Inspection, Rango Inc.
Project Management – LPI, CCS Presentation

Media and Technology Complex (Measure AA #103):

Architect – Clive Wilkinson Architects, Morris Architects
Contractor – H.B. Parkco Construction, Fast Track Construction, CW
Driver, Dimension Data, Key Code Media, Omega
Construction
Consultant – EEG Services
Engineering – IVA, P2S Engineering
Inspection & Testing – Twining, Geo Labs, BTC Labs – Vertical V,
JL Inspection, EEG Services, Ellis Environmental, Rango
Inc., Cannon
Project Management – LPI

Madison East Wing Seismic Upgrade (Measure AA #107):

Architect – DLR Group – WWCOT, LPI
Contractor – Trimax, Bernards Brothers, Dimension Data
Engineering – IVA, Glumac
Inspection & Testing – Twining, Peak Surveys, LPI, All Group Engineering, EEG
Services, Ellis Environmental
Project Management – LPI

Business & Facilities Infrastructure (Measure AA #111):

Architect – LPI, Gwynne Pugh Urban Studio
Contractor – REC+S, Inc., Omega Construction,
Concept Consultant, Inc.
Engineering – N/A
Inspection & Testing – Ellis Environmental, JL Inspection
Project Management – LPI

Community Classroom & Facility Project (Measure AA #114)

Architect – Morris Architects
Contractor – Waisman Construction, Spinitar, Trimax
Engineering – IVA
Inspection & Testing – LPI, Twining
Project Management – LPI

Roadways, walkways, Grounds, Parking Lots, and Garages (Measure AA #116)

Architect – LPI, DLR Group - WWCOT
Contractor – Trimax, Pub Construction
Consultant – Walker Parking
Engineering – MK Engineering
Inspection & Testing – Ellis Environmental, Peak Surveys, LPI
Project Management – LPI

Emergency Lighting, Fire Alarm, and Security System (Measure AA #119)

Contractor – Red Hawk Fire and Security, Nexus
Engineering – MDC Engineers
Inspection & Testing – Rango Inc.
Project Management – LPI

Math and Science Addition (Measure AA #106/Measure V #101)

Architect – Cannon Design
Contractor – Icon West, The Nazerian Group
Consultant – N/A
Engineering – Arup
Inspection & Testing – AGE, Geolabs, Twining, B2E
Project Management – Vanir, YNL

Classrooms Relocation (Measure V #114)

Architect – Gwynne Pugh
Contractor – The Nazerian Group
Inspection & Testing – AGE
Project Management – Vanir, YNL

Art Building Replacement (Measure V #105)

Architect – Little Architects
Consultant – Fehr and Peers
Contractor – PCN3, Inc.
Engineering – tk1sc, CNA
Inspection & Testing – B2 Environmental, Geolabs, CAN, Rango
Project Management – Vanir, YNL

Air Conditioning (Measure V #107)

Architect – P2S
Contractor – A&B Construction, Inc
Engineering – tk1sc, P2S
Inspection & Testing – Rango Inc., Koury, B2 Environmental
Project Management – Vanir, YNL

Parking Structure 3 Improvement Project (Measure V #124)

Architect – SVA Architects

Gender Neutral Bathrooms (Measure V #125)

Architect – TSK Architects

Athletic Facilities (Measure V #126)

Architect – TBD



Paid Vendors List

(Vendors that Received Payments from Bond Funds)

For the 3 month period July 1, 2023 to September 30, 2023 (FY 2023-24)

All Group Engineering (AGE)	ITSavvy
ARC Printing	JL Inspection
B2 Environmental	Little Architects
Cannon Design	LPI
Charter Communications	M6 Consulting
Chris Nelson and Associates	Nazerian Construction
DLR Architects	QDG Architecture
Fagen Friedman and Fulfrost (FFF)	Rango Inspection
GeoLabs	Shade Structures Inc
Grainger Inc	SVA Architects
Harding Larmore Kutcher	TSK Architects
Icon West Construction Company	Vanir Construction Management