



## Citizens' Bond Oversight Committee (CBOC)

*Meeting on October 16<sup>th</sup>, 2024*

### September 30<sup>th</sup>, 2024 Report

*3 Months - FY 2024-25*

## BOND CAPITAL CONSTRUCTION REPORTS

District Management is responsible for the preparation and fair presentation of the statement of expenditures and bond proceeds in accordance with U.S. generally accepted accounting principles; this includes the design, implementation, and maintenance of internal control relevant to the preparation and fair presentation of the statement of expenditures of bond proceeds that is free from material misstatement, whether due to fraud or error.

This report is prepared in accordance with these requirements and all bond expenditures were made in compliance with all applicable laws.

**Santa Monica College - Bond Capital Construction Budget Summary - 9-30-2024**

Project Number	Project Name	Measure U Budget	Measure S Budget	Measure AA Budget	Measure V Budget	Interest	Other Funding Received *	Other Funding Pending **	Total Budget	Estimate at Completion	Status	Bond Funds Remaining
U-A	Purchase of BAE Airport Site	\$30,280,878							\$30,280,878	\$30,280,878	Completed	\$0
U-B	Emeritus College Facility	\$8,909,940					\$693,842		\$9,603,782	\$9,603,782	Completed	\$0
U-C	Purchase of 1738 Pearl Street	\$749,208							\$749,208	\$749,208	Completed	\$0
U-D	PE Temp. Bldg. Replacement	\$2,797,033							\$2,797,033	\$2,797,033	Completed	\$0
U-E	Remodel Library Village for Math	\$1,458,690							\$1,458,690	\$1,458,690	Completed	\$0
U-F	SM Airport Campus Site Improvements	\$4,170,264							\$4,170,264	\$4,170,264	Completed	\$0
U-G	SM Airport Campus West Building	\$19,709,741							\$19,709,741	\$19,709,741	Completed	\$0
U-H	Theater Arts Renovation	\$19,544,314							\$19,544,314	\$19,544,314	Completed	\$0
U-I	Earthquake Rpl. Liberal Arts North	\$6,011,584					\$6,496,141		\$12,507,725	\$12,507,725	Completed	\$0
U-K	Earthquake Rpl. Liberal Arts South	\$6,108,150					\$10,625,070		\$16,733,220	\$16,733,220	Completed	\$0
U-L	Shuttle Replacement Parking	\$18,969,509							\$18,969,509	\$18,969,509	Completed	\$0
U-M	North Quad Plaza	\$11,388,463							\$11,388,463	\$11,388,463	Completed	\$0
U-Q	Infrastructure & Safety	\$4,003,084							\$4,003,084	\$4,003,084	Completed	\$0
U-R	Restroom Improvements	\$17,501							\$17,501	\$17,501	Completed	\$0
S-1	Athletic Fields Phase I, Corsair Field		\$4,372,535				\$67,530		\$4,440,065	\$4,440,065	Completed	\$0
S-1A	Athletic Fields Phase I, John Adams		\$2,969,807						\$2,969,807	\$2,969,807	Completed	\$0
S-10	Pico Promenade Improvements, Phase I		\$1,018,009						\$1,018,009	\$1,018,009	Completed	\$0
S-13	Adv. Architecture Related Exp for AA		\$0						\$0	\$0	Completed	\$0
AA-114	Community Classroom & Facility Projects			\$3,162,183					\$3,162,183	\$3,162,183	Completed	\$0
U-T	14th and Pico Project	\$319,242							\$319,242	\$319,242	Completed	\$0
U-N	Letters & Sci Demo/Restore	\$0							\$0	\$0	Completed	\$0
AA-108	Renovation of Corsair Stadium			\$1,035,299					\$1,035,299	\$1,035,299	In Construction	\$935,242
S-2	Performing Arts Complex		\$37,697,625				\$2,992,576		\$40,690,201	\$40,690,201	Completed	\$0
U-J	Music Complex	\$2,011,371					\$2,618,113		\$4,629,484	\$4,629,484	Completed	\$0
S-3, AA-109	Career Opportunity Center			\$0					\$0	\$0	Completed	\$0
AA-118	Infrastructure & Technology - Utility			\$27,753					\$27,753	\$27,753	Completed	\$0
AA-111	Business & Facilities Infrastructure			\$1,968,124					\$1,968,124	\$1,968,124	Completed	\$0
AA-117	Infrastructure & Technology - Technology			\$2,434,417					\$2,434,417	\$2,434,417	Completed	\$0
S-7, AA-113	Energy Efficiency Projects		\$293,361	\$3,016,773			\$708,637		\$4,018,771	\$4,018,771	Completed	\$0
S-15	Signage Safety/Information		\$706,713						\$706,713	\$706,713	Completed	\$0
AA-102	Infrastructure & Technology - Information Technology Relocation			\$23,140,771			\$19,798		\$23,160,569	\$23,160,569	Completed	\$0
S-8, AA-116	Satellite Campus Parking Facilities and Roadway		\$3,891,747	\$2,130,670					\$6,022,417	\$6,022,417	Completed	\$0
AA-107	Madison East Wing Seismic Upgrade			\$30,161,852					\$30,161,852	\$30,161,852	Completed	\$0
S-4, AA-104	Replacement Health/PE/Fitness Central Plant Building		\$11,603,383	\$44,428,222			\$208,847		\$56,240,452	\$56,240,452	Completed	\$0
AA-101	Environmental Performance - Central Plant Connections			\$10,767,251					\$10,767,251	\$10,767,251	Completed	\$0
S-14, AA-115	Real Property Acquisition		\$45,597	\$24,638,386					\$24,683,983	\$24,683,983	Completed	\$0
AA-103	Media and Technology Complex - Academy Site			\$123,509,130			\$6,835,391		\$130,344,521	\$130,344,521	Completed	\$0
AA-119	Emergency Lighting, Fire Alarm, and Security System			\$11,515,614					\$11,515,614	\$11,515,614	Completed	\$0
15004829	Student Services Building	\$21,131,135	\$45,595,322	\$6,870,490	\$27,773,115	\$21,681,308	\$1,321,000		\$124,372,370	\$124,372,370	Completed	\$2,499,658
S-5, V-104	Early Childhood Development/Childcare		\$8,858,656		\$15,405,517		\$6,661,598		\$30,925,771	\$30,925,771	Completed	\$2,169,918
S-6, AA-110, V-103	Malibu Center and Site Acquisition		\$25,132,568		\$34,558,420	\$2,294,791			\$61,985,779	\$61,985,779	Completed	\$5,507,248
U-S, S-11, AA-112, V-109	Master Planning	\$2,110,430	\$716,428	\$834,697	\$1,000,000				\$4,661,555	\$4,661,555	In Design	\$83,016
U-P, AA-106, V-101	Replacement Math and Science Extension Building	\$308,336		\$2,244,008	\$82,317,992		\$31,713,876	\$8,374,124	\$124,958,336	\$124,958,336	In Construction	\$21,017,727
AA-105, V-110	Drescher - Academic Modernization, Bookstore, Pico Promenade II			\$5,082	\$13,000,000				\$13,005,082	\$13,005,082	In Planning	\$12,995,038
V-105	Art Building Replacement				\$52,532,040		\$4,626,297	\$6,274,703	\$63,433,040	\$63,433,040	In Construction	\$41,322,393
V-106	Business Building Renovation				\$12,547,000			\$12,470,000	\$25,017,000	\$25,017,000	In Planning	\$12,543,600
V-107	Air Conditioning				\$10,130,737				\$10,130,737	\$10,130,737	Completed	\$0
V-108	ADA				\$4,000,000				\$4,000,000	\$4,000,000	In Planning	\$4,000,000
V-111	Outdoor Classroom				\$321,723				\$321,723	\$321,723	Completed	\$0
V-112	John Adams MS Auditorium (SMMUSD)				\$20,000,000				\$20,000,000	\$20,000,000	Completed	\$0
V-113	Memorial Park Project				\$20,000,000				\$20,000,000	\$20,000,000	In Planning	\$19,996,519
V-114	Classrooms Relocation				\$7,286,719				\$7,286,719	\$7,286,719	Completed	\$0
V-124	Parking Structure 3 Improvement Project				\$1,500,000				\$1,500,000	\$1,500,000	In Design	\$1,381,256
V-125	Gender Neutral Bathrooms				\$3,500,000				\$3,500,000	\$3,500,000	In Design	\$3,292,204
V-126	Athletic Facilities				\$20,325,749				\$20,325,749	\$20,325,749	In Design	\$17,354,346
S-12, V-120	Other Bond Related Expenses		\$476,636		\$300,000				\$776,636	\$776,636	In Planning	\$55,447
V-115	TBD				\$0				\$0	\$0	Completed	\$0
S-16, AA-121, V-121	Cost of Issuance		\$119,470	\$498,026	\$744,152				\$1,361,648	\$1,361,648	Completed	\$0
AA-122, V-122	Management Reserve			\$2,607,081	\$17,756,836	\$24,510,515			\$44,874,432	\$44,874,432	In Planning	\$20,363,917
U-U, S-17, AA-123, V-123	Unissuable	\$1,127	\$2,143	\$4,171					\$7,441	\$7,441	On-Going	\$0
	<b>Project Totals</b>	<b>\$160,000,000</b>	<b>\$143,500,000</b>	<b>\$295,000,000</b>	<b>\$345,000,000</b>	<b>\$48,885,985</b>	<b>\$75,588,716</b>	<b>\$27,118,827</b>	<b>\$1,094,694,157</b>	<b>\$1,094,694,157</b>		<b>\$165,517,529</b>

\* SOURCES: City of SM: \$16,868,421; FEMA: \$2,456,388; State: \$42,119,173; Prop T: \$2,618,113; DWP: \$86,245; SCE: \$844,284; Gas Co.: \$106,262; Madison Foundation: \$2,992,576; KCRW: \$6,803,412; Emeritus College Foundation: \$693,842.

\*\* SOURCES: State: \$27,118,827

SANTA MONICA COMMUNITY COLLEGE DISTRICT

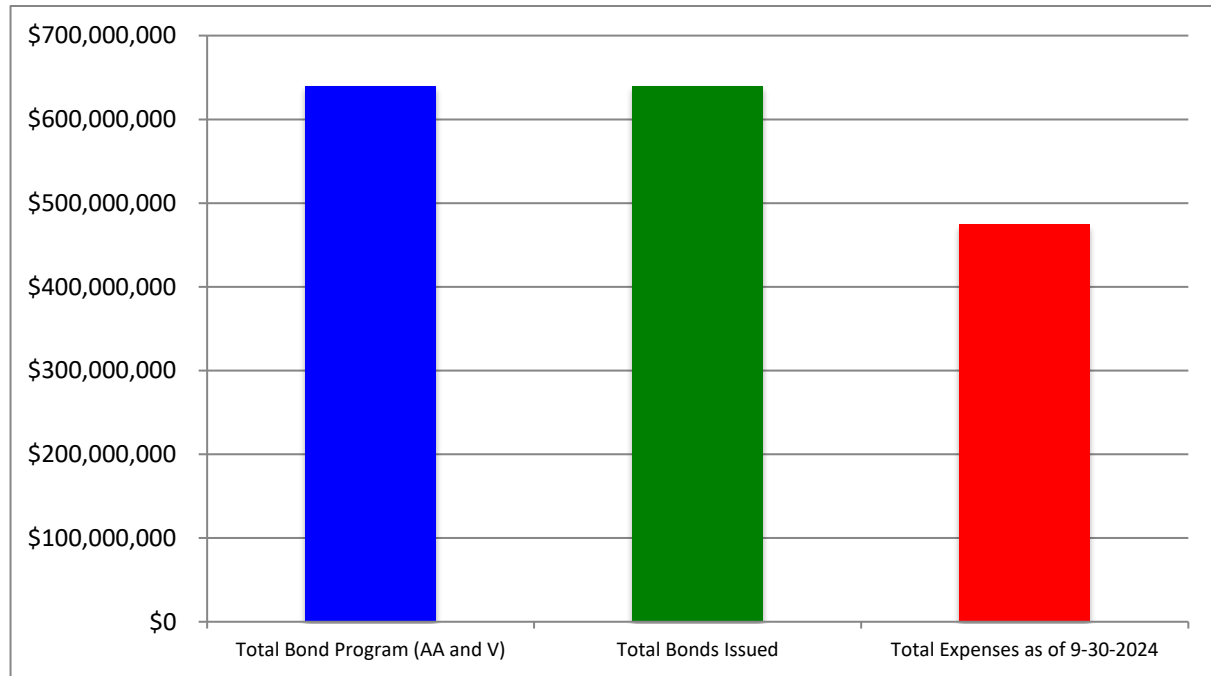
**Bond Sales / Expenses Report**

As of September 30, 2024

Total Bond Program (AA and V)	\$640,000,000
Total Bonds Issued	\$639,995,829
Total Expenses as of 9-30-2024	\$474,478,300
Total Available Remaining	\$165,517,529
Total Unsold Bond	\$4,171

<b>Measure AA Bond \$295,000,000</b>	
Bond Issue Date	Amount
2010	\$100,000,000
2014	\$144,995,829
2017	\$50,000,000
<b>Total Available</b>	<b>\$294,995,829</b>
Total Expenses as of 9-30-2024	\$291,213,681
<b>Total Available Remaining</b>	<b>\$3,782,148</b>
Unsold Bond Amount	\$4,171
<b>Total Available as of 10-1-2024</b>	<b>\$3,786,319</b>

<b>Measure V Bond \$345,000,000</b>	
Bond Issue Date	Amount
2018	\$180,000,000
2022	\$165,000,000
<b>Total Available</b>	<b>\$345,000,000</b>
Total Expenses as of 9-30-2024	\$183,264,619
<b>Total Available Remaining</b>	<b>\$161,735,381</b>
Unsold Bond Amount	\$0
<b>Total Available as of 10-1-2024</b>	<b>\$161,735,381</b>



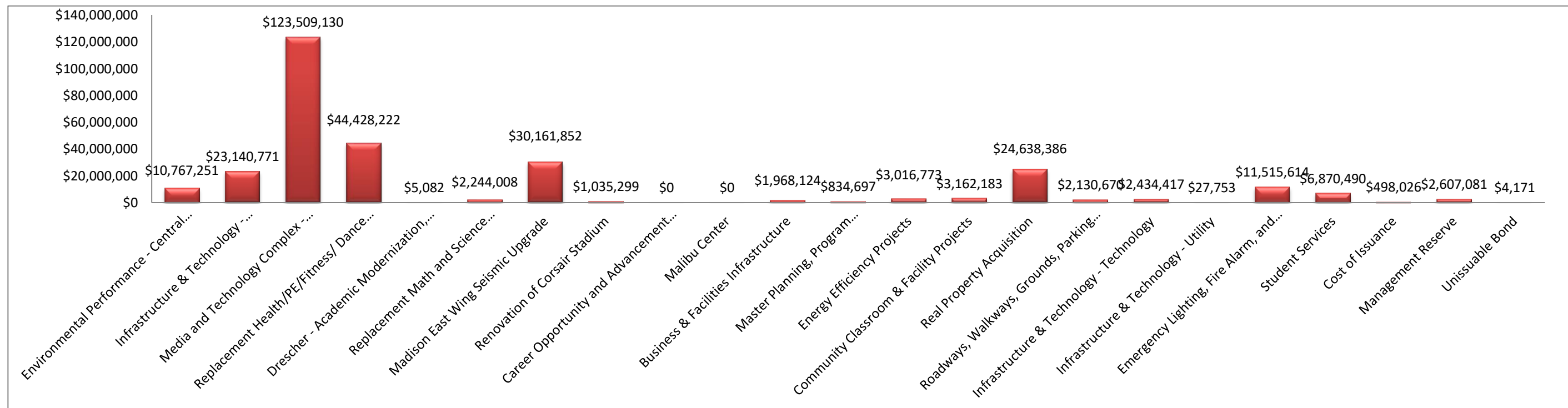
<b>Interest</b>	<b>Measure U</b>	<b>Measure S</b>	<b>Measure AA</b>	<b>Measure V</b>
As of 6-30-24	\$7,034,168	\$12,148,354	\$7,098,976	\$22,604,487
Expenditure / Arbitrage as of 6-30-24	\$7,034,168	\$12,148,354	\$5,192,948	\$0
<b>Available Interest as of 7-1-24</b>	<b>\$0</b>	<b>\$0</b>	<b>\$1,906,028</b>	<b>\$22,604,487</b>

<b>INTEREST TOTALS</b>
\$48,885,985
\$24,375,470
<b>\$24,510,515</b>

SANTA MONICA COMMUNITY COLLEGE DISTRICT  
**Measure AA Bond Budget**  
 As of September 30, 2024

MEASURE AA

	Project Name	Completion	Project Budget	Measure AA Allocation	Other Funding	Measure AA Expenditures as of 9/30/24	Measure AA Expenditures as of 6/30/24	Measure AA Expenditures Last Period	Total Measure AA Remaining
101	Environmental Performance - Central Plant Connections	Completed	\$10,767,251	\$10,767,251	\$0	\$10,767,251	\$10,767,251	\$0	\$0
102	Infrastructure & Technology - Information Technology Relocation	Completed	\$23,160,569	\$23,140,771	\$19,798	\$23,140,771	\$23,140,771	\$0	\$0
103	Media and Technology Complex - Academy Site	Completed	\$130,344,521	\$123,509,130	\$6,835,391	\$123,509,130	\$123,509,130	\$0	\$0
104	Replacement Health/PE/Fitness/ Dance Building with Central Plant	Completed	\$56,240,452	\$44,428,222	\$11,812,230	\$44,428,222	\$44,428,222	\$0	\$0
105	Drescher - Academic Modernization, Bookstore, Pico Promenade	Completed	\$13,005,082	\$5,082	\$13,000,000	\$5,082	\$5,082	\$0	\$0
106	Replacement Math and Science Extension Building	November 2024	\$124,958,336	\$2,244,008	\$122,714,328	\$2,004,184	\$2,004,184	\$0	\$239,824
107	Madison East Wing Seismic Upgrade	Completed	\$30,161,852	\$30,161,852	\$0	\$30,161,852	\$30,161,852	\$0	\$0
108	Renovation of Corsair Stadium	December 2024	\$1,035,299	\$1,035,299	\$0	\$100,057	\$100,057	\$0	\$935,242
109	Career Opportunity and Advancement Center (Bundy)	Completed	\$0	\$0	\$0	\$0	\$0	\$0	\$0
110	Malibu Center	Completed	\$61,985,779	\$0	\$61,985,779	\$0	\$0	\$0	\$0
111	Business & Facilities Infrastructure	Completed	\$1,968,124	\$1,968,124	\$0	\$1,968,124	\$1,968,124	\$0	\$0
112	Master Planning, Program Management, Overhead	Completed	\$834,697	\$834,697	\$0	\$834,697	\$834,697	\$0	\$0
113	Energy Efficiency Projects	Completed	\$3,508,088	\$3,016,773	\$491,315	\$3,016,773	\$3,016,773	\$0	\$0
114	Community Classroom & Facility Projects	Completed	\$3,162,183	\$3,162,183	\$0	\$3,162,183	\$3,162,183	\$0	\$0
115	Real Property Acquisition	Completed	\$24,638,386	\$24,638,386	\$0	\$24,638,386	\$24,638,386	\$0	\$0
116	Roadways, Walkways, Grounds, Parking Lots, and Garages	Completed	\$7,022,417	\$2,130,670	\$4,891,747	\$2,130,670	\$2,130,670	\$0	\$0
117	Infrastructure & Technology - Technology	Completed	\$2,434,417	\$2,434,417	\$0	\$2,434,417	\$2,434,417	\$0	\$0
118	Infrastructure & Technology - Utility	Completed	\$27,753	\$27,753	\$0	\$27,753	\$27,753	\$0	\$0
119	Emergency Lighting, Fire Alarm, and Security System	Completed	\$11,515,614	\$11,515,614	\$0	\$11,515,614	\$11,515,614	\$0	\$0
120	Student Services	Completed	\$130,224,164	\$6,870,490	\$123,353,674	\$6,870,490	\$6,870,490	\$0	\$0
121	Cost of Issuance	Completed	\$498,026	\$498,026	\$0	\$498,026	\$498,026	\$0	\$0
122	Management Reserve	On-Going	\$2,607,081	\$2,607,081	\$0	\$0	\$0	\$0	\$2,607,081
123	Unissuable Bond	Completed	\$4,171	\$4,171	\$0	\$0	\$0	\$0	\$4,171
	<b>Project Totals</b>		<b>\$637,493,010</b>	<b>\$295,000,000</b>	<b>\$345,104,262</b>	<b>\$291,213,682</b>	<b>\$291,213,682</b>	<b>\$0</b>	<b>\$3,786,318</b>



SANTA MONICA COMMUNITY COLLEGE DISTRICT  
**Measure AA Bond Budget History**  
as of September 30, 2024

MEASURE AA

	Project Name	Completion	Preliminary Measure AA Budget	Measure AA Budget as of 6/30/24	Measure AA Budget as of 9/30/24	Variance	Measure AA Remaining as of 6/30/2024
101	Environmental Performance - Central Plant Connections	<b>Completed</b>	\$12,034,042	\$10,767,251	\$10,767,251	\$0	\$0
102	Infrastructure & Technology - Information Technology Relocation	<b>Completed</b>	\$13,287,218	\$23,140,771	\$23,140,771	\$0	\$0
103	Media and Technology Complex - Academy Site	<b>Completed</b>	\$57,480,824	\$123,509,130	\$123,509,130	\$0	\$0
104	Replacement Health/PE/Fitness/ Dance Building with Central Plant	<b>Completed</b>	\$29,232,317	\$44,428,222	\$44,428,222	\$0	\$0
105	Drescher - Academic Modernization, Bookstore, Pico Promenade II	<b>Completed</b>	\$34,026,480	\$5,082	\$5,082	\$0	\$0
106	Replacement Math and Science Extension Building	November 2024	\$68,259,000	\$2,244,008	\$2,244,008	\$0	\$239,824
107	Madison East Wing Seismic Upgrade	<b>Completed</b>	\$6,146,000	\$30,161,852	\$30,161,852	\$0	\$0
108	Renovation of Corsair Stadium	December 2024	\$11,203,000	\$1,035,299	\$1,035,299	\$0	\$935,242
109	Career Opportunity and Advancement Center (Bundy)	<b>Completed</b>	\$32,384,000	\$0	\$0	\$0	\$0
110	Malibu Center	<b>Completed</b>	\$6,069,031	\$0	\$0	\$0	\$0
111	Business & Facilities Infrastructure	<b>Completed</b>	\$17,506,952	\$1,968,124	\$1,968,124	\$0	\$0
112	Master Planning, Program Management, Overhead	<b>Completed</b>	\$2,000,000	\$834,697	\$834,697	\$0	\$0
113	Energy Efficiency Projects	<b>Completed</b>	\$5,371,136	\$3,016,773	\$3,016,773	\$0	\$0
114	Community Classroom & Facility Projects	<b>Completed</b>	\$0	\$3,162,183	\$3,162,183	\$0	\$0
115	Real Property Acquisition	<b>Completed</b>	\$0	\$24,638,386	\$24,638,386	\$0	\$0
116	Roadways, Walkways, Grounds, Parking Lots, and Garages	<b>Completed</b>	\$0	\$2,130,670	\$2,130,670	\$0	\$0
117	Infrastructure & Technology - Technology	<b>Completed</b>	\$0	\$2,434,417	\$2,434,417	\$0	\$0
118	Infrastructure & Technology - Utility	<b>Completed</b>	\$0	\$27,753	\$27,753	\$0	\$0
119	Emergency Lighting, Fire Alarm, and Security System	<b>Completed</b>	\$0	\$11,515,614	\$11,515,614	\$0	\$0
120	Student Services	<b>Completed</b>	\$0	\$6,870,490	\$6,870,490	\$0	\$0
121	Cost of Issuance	<b>Completed</b>	\$0	\$498,026	\$498,026	\$0	\$0
122	Management Reserve	On-Going	\$0	\$2,607,081	\$2,607,081	\$0	\$2,607,081
123	Unissuable Bond	<b>Completed</b>	\$0	\$4,171	\$4,171	\$0	\$4,171
	<b>Project Totals</b>		<b>\$295,000,000</b>	<b>\$295,000,000</b>	<b>\$295,000,000</b>	<b>\$0</b>	<b>\$3,786,318</b>



SANTA MONICA COMMUNITY COLLEGE DISTRICT  
**Measure AA Project Schedule**  
 As of September 30, 2024

MEASURE AA

	Project Name	Completion	2020	2021	2022	2023	2024
101	Environmental Performance - Central Plant Connections	<b>Completed</b>					
102	Infrastructure & Technology - Information Technology Relocati	<b>Completed</b>					
103	Media and Technology Complex - Academy Site	<b>Completed</b>					
104	Replacement Health/PE/Fitness/Dance Building with Central Pla	<b>Completed</b>					
105	Drescher - Academic Modernization, Bookstore, Pico Promenad	<b>Completed</b>					
106	Replacement Math and Science Extension Building	November 2024					
107	Madison East Wing Seismic Upgrade	<b>Completed</b>					
108	Corsair Stadium Projects	December 2024					
109	Career Opportunity and Advancement Center (Bundy)	<b>Completed</b>					
110	Malibu Center	<b>Completed</b>					
111	Business & Facilities Infrastructure	<b>Completed</b>					
112	Master Planning, Program Management, Overhead	<b>Completed</b>					
113	Energy Efficiency Projects	<b>Completed</b>					
114	Community Classroom & Facility Projects	<b>Completed</b>					
115	Real Property Acquisition	<b>Completed</b>					
116	Roadways, Walkways, Grounds, Parking Lots, and Garages	<b>Completed</b>					
117	Infrastructure & Technology - Technology	<b>Completed</b>					
118	Infrastructure & Technology - Utility	<b>Completed</b>					
119	Emergency Lighting, Fire Alarm, and Security System	<b>Completed</b>					
120	Student Services	<b>Completed</b>					
121	Cost of Issuance	<b>Completed</b>					
122	Management Reserve	On-Going					
123	Unissuable Bond	<b>Completed</b>					

  In Planning
   In Construction

Projects	Budget	09/10 Final	10/11 Final	11/12 Final	12/13 Final	13/14 Final	14/15 Final	15/16 Final	16/17 Final	17/18 Final	18/19 Final	19/20 Final	20/21 Final	21/22 Final	22/23 Final	23/24 Final	24/25 (3 Mos)	Combined Totals
<b>AA 710062</b>																		
<b>Environmental Performance - Central Plant Connections (101)</b>																		
Legal		\$0	\$0	\$0	\$125	\$0	\$0	\$0	\$0	\$0	\$0	\$0	\$0	\$0	\$0	\$0	\$0	\$125
Other Contract Services		\$0	\$0	\$49,837	\$16,239	\$0	\$0	\$0	\$9,920	\$0	\$0	\$0	\$0	\$0	\$0	\$0	\$0	\$75,996
Consultants		\$0	\$0	\$0	\$0	\$28	\$0	\$0	\$0	\$0	\$0	\$0	\$0	\$0	\$0	\$0	\$0	\$28
Building & Additions		\$0	\$0	\$0	\$361	\$729	\$640	\$1,328,592	\$6,934,044	\$446,861	\$0	\$0	\$0	\$0	\$0	\$0	\$0	\$8,711,229
Architect		\$0	\$385	\$148,311	\$176,897	\$36,256	\$0	\$0	\$0	\$15,699	\$0	\$0	\$0	\$0	\$0	\$0	\$0	\$377,547
Engineering		\$48,500	\$0	\$4,000	\$0	\$152,010	\$39,638	\$66,918	\$138,887	\$62,883	\$0	\$0	\$0	\$0	\$0	\$0	\$0	\$512,836
Inspection & Testing		\$0	\$0	\$7,688	\$0	\$0	\$0	\$7,310	\$137,150	\$4,382	\$0	\$0	\$0	\$0	\$0	\$0	\$0	\$156,529
Project Management		\$0	\$17,263	\$55,116	\$48,685	\$61,908	\$19,313	\$104,575	\$526,072	\$99,840	\$190	\$0	\$0	\$0	\$0	\$0	\$0	\$932,961
Cap Equipment		\$0	\$0	\$0	\$0	\$0	\$0	\$0	\$0	\$0	\$0	\$0	\$0	\$0	\$0	\$0	\$0	\$0
Non-Cap Equipment		\$0	\$0	\$0	\$0	\$0	\$0	\$0	\$0	\$0	\$0	\$0	\$0	\$0	\$0	\$0	\$0	\$0
<b>Total</b>		<b>\$48,500</b>	<b>\$17,648</b>	<b>\$264,951</b>	<b>\$242,307</b>	<b>\$250,931</b>	<b>\$59,591</b>	<b>\$1,507,396</b>	<b>\$7,736,152</b>	<b>\$623,886</b>	<b>\$15,889</b>	<b>\$0</b>	<b>\$0</b>	<b>\$0</b>	<b>\$0</b>	<b>\$0</b>	<b>\$0</b>	<b>\$10,767,251</b>
Project Budget	\$10,767,251																	
Less Other Funding	\$0																	
Net	\$10,767,251																	
Actual Measure AA Expenditures	\$10,767,251																	
Running Balance	\$0																	

<b>AA 710063</b>																		
<b>Infrastructure &amp; Technology - IT Relocation (102)</b>																		
Supplies		\$0	\$0	\$965	\$8,442	\$3,137	\$2,600	\$0	\$0	\$0	\$0	\$0	\$0	\$0	\$0	\$0	\$0	\$15,144
Consultants		\$0	\$0	\$0	\$0	\$408	\$0	\$7,800	\$0	\$0	\$0	\$0	\$0	\$0	\$0	\$0	\$0	\$8,208
Maintenance Contract		\$0	\$0	\$0	\$0	\$107,390	\$0	\$77,074	\$79	\$0	\$0	\$0	\$0	\$0	\$0	\$0	\$0	\$184,543
Legal		\$0	\$0	\$0	\$1,363	\$50	\$0	\$0	\$0	\$0	\$0	\$0	\$0	\$0	\$0	\$0	\$0	\$1,413
Printing		\$0	\$0	\$0	\$0	\$1,624	\$0	\$0	\$0	\$0	\$0	\$0	\$0	\$0	\$0	\$0	\$0	\$1,624
Postage		\$0	\$0	\$0	\$0	\$1,567	\$0	\$0	\$0	\$0	\$0	\$0	\$0	\$0	\$0	\$0	\$0	\$1,567
Other Contract Services		\$0	\$0	\$2,163	\$15,259	\$23,356	\$0	\$19,050	\$4,500	\$0	\$0	\$0	\$0	\$0	\$0	\$0	\$0	\$64,328
Moving		\$0	\$0	\$0	\$577	\$266	\$27,655	\$22,618	\$0	\$0	\$0	\$0	\$0	\$0	\$0	\$0	\$0	\$51,116
Site Improvement		\$0	\$0	\$0	\$24	\$0	\$0	\$0	\$0	\$0	\$0	\$0	\$0	\$0	\$0	\$0	\$0	\$24
Building & Additions		\$0	\$0	\$0	\$1,767,083	\$9,667,362	\$4,288,987	\$1,203,916	\$165,229	-\$19,798	\$0	\$0	\$0	\$0	\$0	\$0	\$0	\$17,072,780
Architect		\$105,049	\$482,261	\$505,580	\$183,181	\$287,201	\$236,860	\$120,091	\$0	\$0	\$0	\$0	\$0	\$0	\$0	\$0	\$0	\$1,920,223
Engineering		\$0	\$0	\$10,037	\$11,065	\$17,147	\$19,512	\$25,994	\$1,956	\$0	\$0	\$0	\$0	\$0	\$0	\$0	\$0	\$85,712
Inspection & Testing		\$10,291	\$8,793	\$21,449	\$137,523	\$499,982	\$200,262	\$568	\$0	\$0	\$0	\$0	\$0	\$0	\$0	\$0	\$0	\$878,868
Project Management		\$33,460	\$76,290	\$84,991	\$331,754	\$431,730	\$297,951	\$22,978	\$1,500	\$0	\$0	\$0	\$0	\$0	\$0	\$0	\$0	\$1,280,653
Cap Equipment		\$0	\$0	\$0	\$29,422	\$645,830	-\$29,090	\$589,604	\$9,811	\$0	\$0	\$0	\$0	\$0	\$0	\$0	\$0	\$1,245,576
Non-Cap Equipment		\$0	\$0	\$0	\$18,344	\$10,852	\$277,219	\$1,891	\$20,689	\$0	\$0	\$0	\$0	\$0	\$0	\$0	\$0	\$328,994
<b>Total</b>		<b>\$148,800</b>	<b>\$567,344</b>	<b>\$625,185</b>	<b>\$2,504,035</b>	<b>\$11,697,901</b>	<b>\$5,321,956</b>	<b>\$2,091,584</b>	<b>\$203,764</b>	<b>-\$19,798</b>	<b>\$0</b>	<b>\$0</b>	<b>\$0</b>	<b>\$0</b>	<b>\$0</b>	<b>\$0</b>	<b>\$0</b>	<b>\$23,140,771</b>
Project Budget	\$23,160,569	<b>Received</b>																
Less Other Funding	\$19,798	\$19,798	* Other Funding Source:															
Net	\$23,140,771	1) Edison \$19,798 received																
Actual Measure AA Expenditures	\$23,140,771																	
Running Balance	\$0																	

**Infrastructure & Technology - IT Relocation**

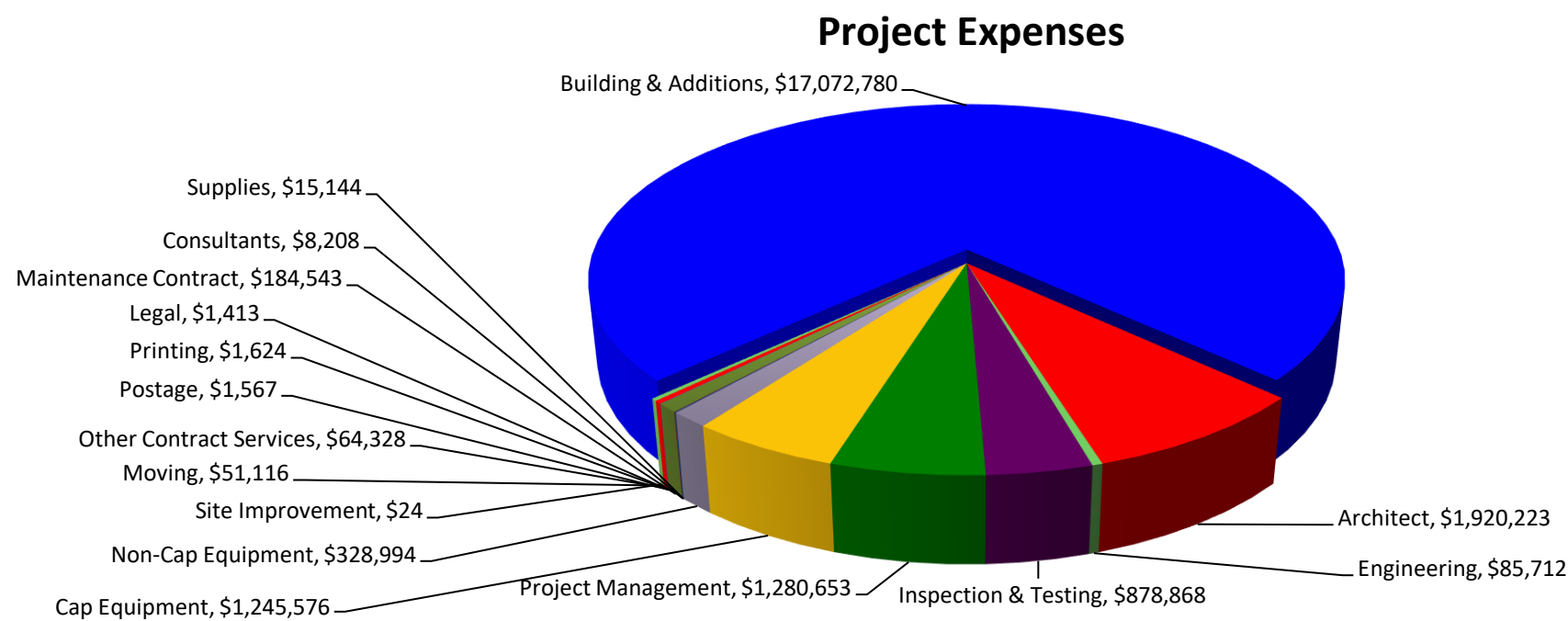
**Project Description:**  
Relocation of IT/Telecom Departments, and renovation of Media Center

**Facility Size:**  
9,230 sq/ft

**Status:**  
Completed

**Architect:**  
Morris Architects

**Contractor:**  
Minco, Bernards Brothers



Projects	Budget	09/10 Final	10/11 Final	11/12 Final	12/13 Final	13/14 Final	14/15 Final	15/16 Final	16/17 Final	17/18 Final	18/19 Final	19/20 Final	20/21 Final	21/22 Final	22/23 Final	23/24 Final	24/25 (3 Mos)	Combined Totals
<b>AA 7100061</b>																		
<b>Media and Technology Complex - Academy Site (103)</b>																		
Consultants		\$0	\$0	\$20,675	\$12,576	\$9,488	\$7,789	\$2,102	\$0	\$12,922	\$0	\$0	\$0	\$0	\$0	\$0	\$0	\$65,551
Supplies		\$0	\$0	\$0	\$19,481	\$1,048	\$289	\$0	\$9,251	\$40,519	\$937	\$0	\$0	\$0	\$0	\$0	\$0	\$71,525
Maintenance Contract		\$0	\$0	\$0	\$0	\$0	\$0	\$0	\$15,922	\$23,561	\$0	\$0	\$0	\$0	\$0	\$0	\$0	\$39,483
Legal		\$16,903	\$0	\$7,958	\$43,363	\$5,066	\$26,186	\$49,155	\$15,435	\$36,221	\$26,991	\$121,256	\$100,053	\$200,783	\$169,704	\$1,500	\$0	\$820,572
Software Support		\$0	\$0	\$0	\$1,982	\$0	\$0	\$0	\$6,548	\$6,975	\$0	\$0	\$0	\$0	\$0	\$0	\$0	\$15,505
Service Fee		\$0	\$0	\$0	\$0	\$0	\$0	\$0	\$17,000	\$0	\$0	\$0	\$0	\$0	\$0	\$0	\$0	\$17,000
Other Contract Services		\$3,993	\$5,763	\$13,456	\$39,188	\$0	\$0	\$5,853	\$22,622	\$18,628	\$7,690	\$7,550	\$0	\$0	\$0	\$0	\$0	\$124,743
Moving Expenses		\$0	\$0	\$0	\$38,756	\$0	\$0	\$0	\$0	\$97,543	\$17,556	\$0	\$0	\$0	\$0	\$0	\$0	\$153,855
Site Improvement		\$0	\$0	\$0	\$100,505	\$664	\$606	\$476	\$622	\$526	\$0	\$526	\$0	\$0	\$0	\$0	\$0	\$103,925
Building & Additions		\$0	\$538	\$1,498,660	\$3,543,657	\$11,820,615	\$17,734,534	\$23,465,347	\$16,267,550	\$25,548,089	\$219,234	\$626,512	-\$67,164	\$0	\$0	\$0	\$0	\$100,657,570
Architect		\$2,097,553	\$2,508,588	\$295,753	\$265,481	\$778,015	\$517,794	\$1,048,935	\$991,386	\$869,801	\$151,886	\$43,416	\$90,690	\$240,094	-\$1,327,000	\$0	\$0	\$8,572,392
Engineering		\$16,459	\$29,293	\$9,102	\$29,223	\$8,203	\$72,993	\$118,368	\$72,786	\$51,971	\$37,259	\$0	\$0	\$0	\$0	\$0	\$0	\$445,657
Inspection & Testing		\$64,905	\$27,527	\$123,842	\$235,287	\$563,746	\$1,381,801	\$641,972	\$525,264	\$207,240	\$27,210	\$1,212	\$0	\$0	\$0	\$0	\$0	\$3,800,005
Project Management		\$121,786	\$233,826	\$269,249	\$506,917	\$800,315	\$930,115	\$1,207,850	\$1,121,670	\$859,779	\$50,681	\$27,825	\$2,450	\$0	\$2,188	\$0	\$0	\$6,134,649
Cap Equipment		\$0	\$0	\$0	\$186,301	\$0	\$0	\$0	\$0	\$1,458,273	\$6,604	\$0	\$0	\$0	\$0	\$0	\$0	\$1,651,178
Non-Cap Equipment		\$0	\$0	\$0	\$10,782	\$0	\$0	\$0	\$0	\$326,845	\$490,727	\$7,167	\$0	\$0	\$0	\$0	\$0	\$835,520
<b>Total</b>		<b>\$2,321,599</b>	<b>\$2,805,534</b>	<b>\$2,238,694</b>	<b>\$5,033,499</b>	<b>\$13,987,159</b>	<b>\$20,672,105</b>	<b>\$26,540,059</b>	<b>\$19,392,902</b>	<b>\$29,722,772</b>	<b>\$553,215</b>	<b>\$828,296</b>	<b>\$126,029</b>	<b>\$440,877</b>	<b>-\$1,155,109</b>	<b>\$1,500</b>	<b>\$0</b>	<b>\$123,509,130</b>
Project Budget	\$130,344,521	<b>Received</b>																
Less Other Funding*	\$6,835,391	<b>* Other Funding Source:</b>																
Net	\$123,509,130	1) KCRW Foundation \$6,803,412 received																
Actual Measure AA Expenditures	\$123,509,130	2) Edison \$31,979.48 received																
Running Balance	\$0																	

**Media and Technology Complex - Academy Site**

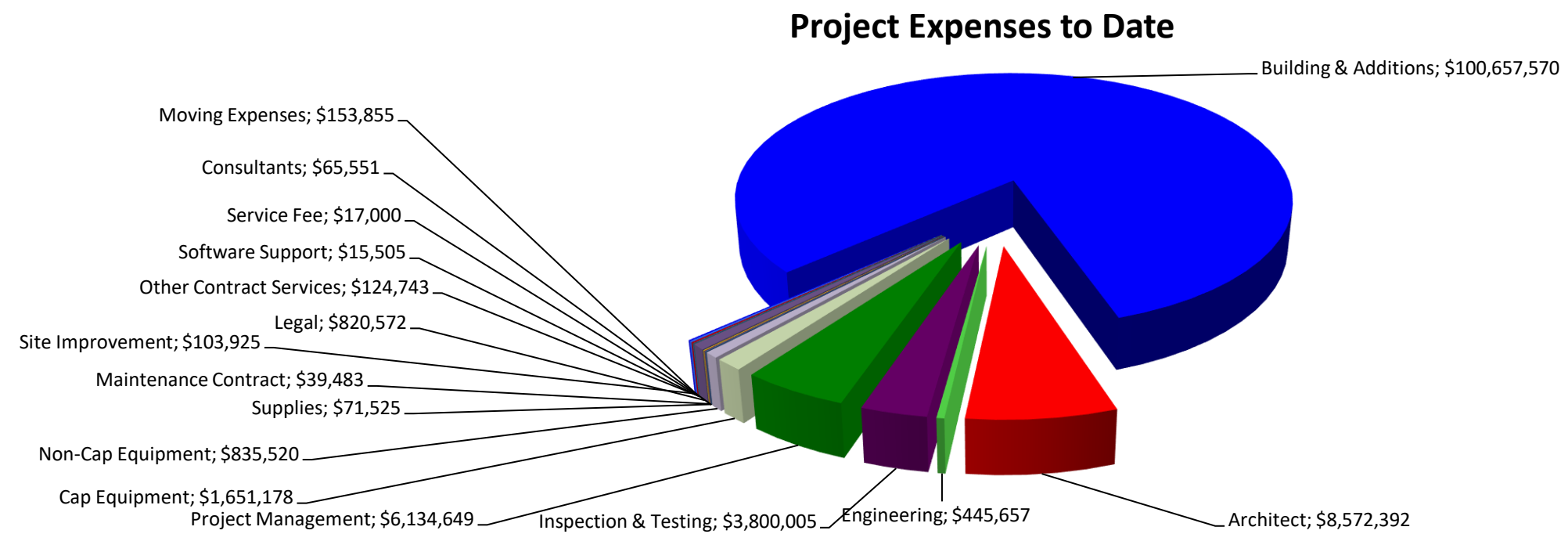
**Project Description:**  
 Renovation and new extension to the existing building, new building for KCRW, and a new parking structure

**Facility Size:**  
 Building - 116,000 sq/ft  
 Parking Structure - 450 spaces

**Status:**  
 Completed

**Architect:**  
 Clive Wilkinson Architects

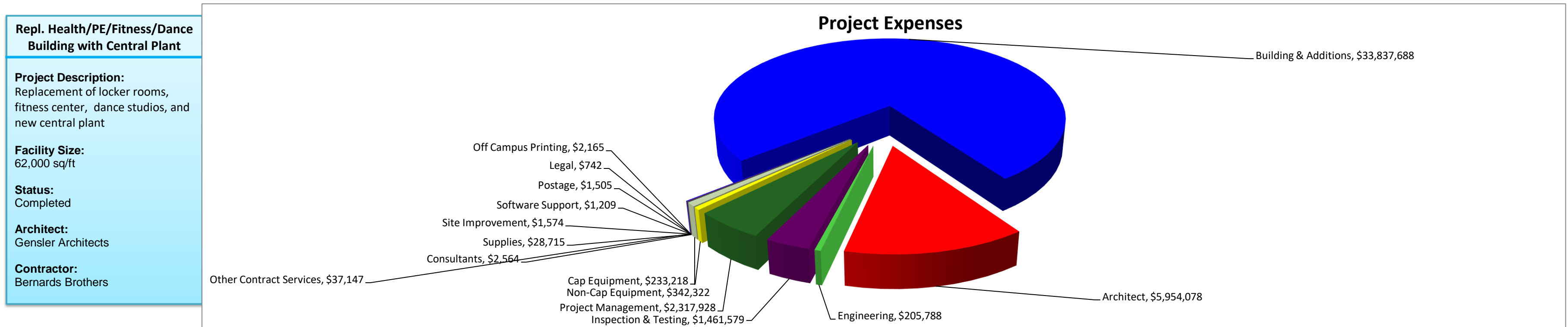
**Contractor:**  
 H.B. Parkco Construction  
 Fast Track Construction





Projects	Budget	09/10 Final	10/11 Final	11/12 Final	12/13 Final	13/14 Final	14/15 Final	15/16 Final	16/17 Final	17/18 Final	18/19 Final	19/20 Final	20/21 Final	21/22 Final	22/23 Final	23/24 Final	24/25 (3 Mos)	Combined Totals
<b>AA 7100060</b>																		
<b>Repl. Health/PE/Fitness/Dance Building with Central Plant (104)</b>																		
Consultants		\$0	\$0	\$0	\$14	\$62	\$2,304	\$184	\$0	\$0	\$0	\$0	\$0	\$0	\$0	\$0	\$0	\$2,564
Supplies		\$0	\$0	\$0	\$0	\$7,089	\$195	\$484	\$20,947	\$0	\$0	\$0	\$0	\$0	\$0	\$0	\$0	\$28,715
Legal		\$0	\$0	\$0	\$0	\$0	\$0	\$663	\$80	\$0	\$0	\$0	\$0	\$0	\$0	\$0	\$0	\$742
Software Support		\$0	\$0	\$0	\$0	\$0	\$0	\$0	\$1,209	\$0	\$0	\$0	\$0	\$0	\$0	\$0	\$0	\$1,209
Site Improvement		\$0	\$0	\$0	\$0	\$0	\$0	\$559	\$440	\$575	\$0	\$0	\$0	\$0	\$0	\$0	\$0	\$1,574
Off Campus Printing		\$0	\$0	\$0	\$0	\$0	\$2,165	\$0	\$0	\$0	\$0	\$0	\$0	\$0	\$0	\$0	\$0	\$2,165
Postage		\$120	\$0	\$0	\$0	\$0	\$1,505	\$0	\$0	\$0	\$0	\$0	\$0	\$0	\$0	\$0	\$0	\$1,505
Other Contract Services		\$120	\$38	\$112	\$32,634	\$0	\$1,019	\$581	\$0	\$2,644	\$0	\$0	\$0	\$0	\$0	\$0	\$0	\$37,147
Building & Additions		\$0	\$0	\$0	\$817	\$4,188	\$1,623	\$13,783,023	\$14,880,829	\$5,315,393	-\$148,184	\$0	\$0	\$0	\$0	\$0	\$0	\$33,837,688
Architect		\$256,076	\$1,568,564	\$1,790,207	\$518,973	\$177,583	\$364,853	\$585,900	\$373,345	\$210,312	\$108,264	\$0	\$0	\$0	\$0	\$0	\$0	\$5,954,078
Engineering		\$0	\$8,507	\$31,650	\$7,871	\$6,529	\$9,276	\$76,712	\$51,025	\$11,318	\$2,900	\$0	\$0	\$0	\$0	\$0	\$0	\$205,788
Inspection & Testing		\$36,892	\$490	\$21,150	\$1,285	\$360	\$133,756	\$846,765	\$358,724	\$60,826	\$1,330	\$0	\$0	\$0	\$0	\$0	\$0	\$1,461,579
Project Management		\$34,968	\$113,379	\$118,783	\$94,768	\$108,528	\$463,418	\$564,240	\$487,065	\$312,539	\$20,242	\$0	\$0	\$0	\$0	\$0	\$0	\$2,317,928
Cap Equipment		\$0	\$0	\$0	\$0	\$0	\$0	\$0	\$164,793	\$68,425	\$0	\$0	\$0	\$0	\$0	\$0	\$0	\$233,218
Non-Cap Equipment		\$0	\$0	\$0	\$0	\$0	\$9,015	\$0	\$206,229	\$127,078	\$0	\$0	\$0	\$0	\$0	\$0	\$0	\$342,322
<b>Total</b>		<b>\$328,056</b>	<b>\$1,690,978</b>	<b>\$1,961,901</b>	<b>\$656,362</b>	<b>\$304,338</b>	<b>\$989,689</b>	<b>\$15,858,991</b>	<b>\$16,544,820</b>	<b>\$6,108,535</b>	<b>-\$15,448</b>	<b>\$0</b>	<b>\$0</b>	<b>\$0</b>	<b>\$0</b>	<b>\$0</b>	<b>\$0</b>	<b>\$44,428,222</b>
Project Budget	\$56,240,452																	
Less Other Funding*	\$11,812,230																	
Net	\$44,428,222																	
Actual Measure AA Expenditures	\$44,428,222																	
Running Balance	\$0																	

\* Other Funding Source:  
 1) Measure S - \$11,603,383 allocated  
 2) SCE \$190,847.28, Gas Co. \$18,000 received



Projects	Budget	09/10 Final	10/11 Final	11/12 Final	12/13 Final	13/14 Final	14/15 Final	15/16 Final	16/17 Final	17/18 Final	18/19 Final	19/20 Final	20/21 Final	21/22 Final	22/23			Combined Totals
<b>AA 7100065</b>																		
<b>Drescher - Academic Modernization, Bookstore, Pico Promenade (105)</b>																		
Legal		\$0	\$0	\$0	\$0	\$0	\$0	\$0	\$0	\$0	\$0	\$0	\$0	\$0	\$0	\$0	\$0	\$0
Other Contract Services		\$0	\$0	\$0	\$0	\$0	\$0	\$0	\$0	\$0	\$0	\$0	\$0	\$0	\$0	\$0	\$0	\$0
Site Acquisition		\$0	\$0	\$0	\$0	\$0	\$0	\$0	\$0	\$0	\$0	\$0	\$0	\$0	\$0	\$0	\$0	\$0
Inspection & Testing		\$0	\$0	\$0	\$0	\$0	\$0	\$0	\$0	\$0	\$0	\$0	\$0	\$0	\$0	\$0	\$0	\$0
Project Management		\$0	\$0	\$5,082	\$0	\$0	\$0	\$0	\$0	\$0	\$0	\$0	\$0	\$0	\$0	\$0	\$0	\$5,082
<b>Total</b>		<b>\$0</b>	<b>\$0</b>	<b>\$5,082</b>	<b>\$0</b>	<b>\$0</b>	<b>\$0</b>	<b>\$0</b>	<b>\$0</b>	<b>\$0</b>	<b>\$0</b>	<b>\$0</b>	<b>\$0</b>	<b>\$0</b>	<b>\$0</b>	<b>\$0</b>	<b>\$0</b>	<b>\$5,082</b>
Project Budget	\$13,005,082																	
Less Other Funding	\$13,000,000																	
Net	\$5,082																	
Actual Measure AA Expenditures	\$5,082																	
Running Balance	\$0																	

\* Other Funding Source:  
 1) Measure V 13,000,000 allocated

Projects	Budget	09/10 Final	10/11 Final	11/12 Final	12/13 Final	13/14 Final	14/15 Final	15/16 Final	16/17 Final	17/18 Final	18/19 Final	19/20 Final	20/21 Final	21/22 Final	22/23 Final	23/24 Final	24/25 (3 Mos)	Combined Totals
<b>AA 7100090</b>																		
<b>Replacement Math and Science Extension Building (106)</b>																		
Legal		\$0	\$0	\$0	\$0	\$0	\$0	\$0	\$0	\$0	\$0	\$0	\$0	\$0	\$0	\$0	\$0	\$0
Other Contract Services		\$0	\$0	\$0	\$0	\$0	\$0	\$0	\$0	\$1,525	\$0	\$0	\$0	\$0	\$0	\$0	\$0	\$1,525
Site Acquisition		\$0	\$0	\$0	\$0	\$0	\$0	\$0	\$0	\$0	\$0	\$0	\$0	\$0	\$0	\$0	\$0	\$0
Building & Additions		\$0	\$0	\$0	\$0	\$0	\$0	\$0	\$0	\$4,796	\$0	\$0	\$0	\$0	\$0	\$0	\$0	\$4,796
Architect		\$0	\$0	\$0	\$0	\$0	\$0	\$0	\$0	\$1,787,824	-\$94,695	\$0	\$0	\$0	\$0	\$0	\$0	\$1,693,130
Engineering		\$0	\$0	\$0	\$0	\$0	\$0	\$0	\$0	\$0	\$0	\$0	\$0	\$0	\$0	\$0	\$0	\$0
Inspection & Testing		\$0	\$0	\$0	\$0	\$0	\$0	\$0	\$0	\$70,223	\$0	\$0	\$0	\$0	\$0	\$0	\$0	\$70,223
Project Management		\$0	\$0	\$0	\$0	\$4,950	\$0	\$0	\$800	\$228,760	\$0	\$0	\$0	\$0	\$0	\$0	\$0	\$234,510
<b>Total</b>		<b>\$0</b>	<b>\$0</b>	<b>\$0</b>	<b>\$0</b>	<b>\$4,950</b>	<b>\$0</b>	<b>\$0</b>	<b>\$800</b>	<b>\$2,093,128</b>	<b>-\$94,695</b>	<b>\$0</b>	<b>\$0</b>	<b>\$0</b>	<b>\$0</b>	<b>\$0</b>	<b>\$0</b>	<b>\$2,004,184</b>
Project Budget	\$124,958,336	<b>Received</b>																
Less Other Funding	\$122,714,328	\$17,743,528																
Net	\$2,244,008																	
Actual Measure AA Expenditures	\$2,004,184																	
Running Balance	\$239,824																	
<b>* Other Funding Source:</b>																		
1) Measure U \$308,336 2) Measure V \$82,317,992 allocated																		
3) State of California \$40,088,000 allocated																		

<b>AA 7100047</b>																		
<b>Madison East Wing Seismic Upgrade (107)</b>																		
Supplies		\$0	\$0	\$0	\$0	\$0	\$0	\$0	\$6,197	\$0	\$0	\$0	\$0	\$0	\$0	\$0	\$0	\$6,197
Consultants		\$0	\$0	\$0	\$0	\$135	\$28	\$0	\$0	\$0	\$0	\$0	\$0	\$0	\$0	\$0	\$0	\$163
Off Campus Printing		\$0	\$0	\$0	\$0	\$0	\$285	\$0	\$0	\$0	\$0	\$0	\$0	\$0	\$0	\$0	\$0	\$285
Maintenance Contract		\$0	\$0	\$0	\$0	\$0	\$0	\$357	\$0	\$0	\$0	\$0	\$0	\$0	\$0	\$0	\$0	\$357
Legal		\$0	\$0	\$0	\$0	\$0	\$0	\$7,579	\$11,822	\$8,263	\$950	\$0	\$0	\$0	\$0	\$0	\$0	\$28,613
Software Support		\$0	\$0	\$0	\$0	\$0	\$0	\$806	\$0	\$0	\$0	\$0	\$0	\$0	\$0	\$0	\$0	\$806
Other Contract Services		\$0	\$364	\$997	\$0	\$0	\$1,328	\$711	\$0	\$0	\$0	\$0	\$0	\$0	\$0	\$0	\$0	\$3,400
Building & Additions		\$0	\$656	\$312,643	\$0	\$4,248	\$6,030,371	\$8,829,626	\$4,949,223	\$3,967,591	\$0	\$0	\$0	\$0	\$0	\$0	\$0	\$24,094,358
Architect		\$76,073	\$398,050	\$550,589	\$65,444	\$57,480	\$199,100	\$404,764	\$122,764	\$103,824	\$0	\$0	\$0	\$0	\$0	\$0	\$0	\$1,978,088
Engineering		\$0	\$10,707	\$778	\$0	\$13,792	\$33,184	\$37,491	\$90	\$0	\$0	\$0	\$0	\$0	\$0	\$0	\$0	\$96,042
Inspection & Testing		\$0	\$19,848	\$16,752	\$3,036	\$5,851	\$676,323	\$405,443	\$112,876	\$4,703	\$0	\$0	\$0	\$0	\$0	\$0	\$0	\$1,244,832
Project Management		\$5,557	\$128,878	\$112,573	\$67,447	\$118,242	\$494,874	\$481,165	\$322,379	\$31,230	\$11,286	\$0	\$0	\$0	\$0	\$0	\$0	\$1,773,629
Cap Equipment		\$0	\$0	\$30,603	\$0	\$0	\$0	\$537,627	\$0	\$0	\$0	\$0	\$0	\$0	\$0	\$0	\$0	\$568,230
Non-Cap Equipment		\$0	\$0	\$71,827	\$9,788	\$0	\$0	\$285,236	\$0	\$0	\$0	\$0	\$0	\$0	\$0	\$0	\$0	\$366,851
<b>Total</b>		<b>\$81,630</b>	<b>\$547,796</b>	<b>\$1,106,691</b>	<b>\$146,492</b>	<b>\$185,956</b>	<b>\$7,416,101</b>	<b>\$10,154,894</b>	<b>\$6,382,534</b>	<b>\$4,119,259</b>	<b>\$19,549</b>	<b>\$950</b>	<b>\$0</b>	<b>\$0</b>	<b>\$0</b>	<b>\$0</b>	<b>\$0</b>	<b>\$30,161,852</b>
Project Budget	\$30,161,852																	
Less Other Funding	\$0																	
Net	\$30,161,852																	
Actual Measure AA Expenditures	\$30,161,852																	
Running Balance	\$0																	

**Madison East Wing Seismic Upgrade**

**Project Description:**  
 Replacement of east wing with a new multipurpose room and additional classrooms

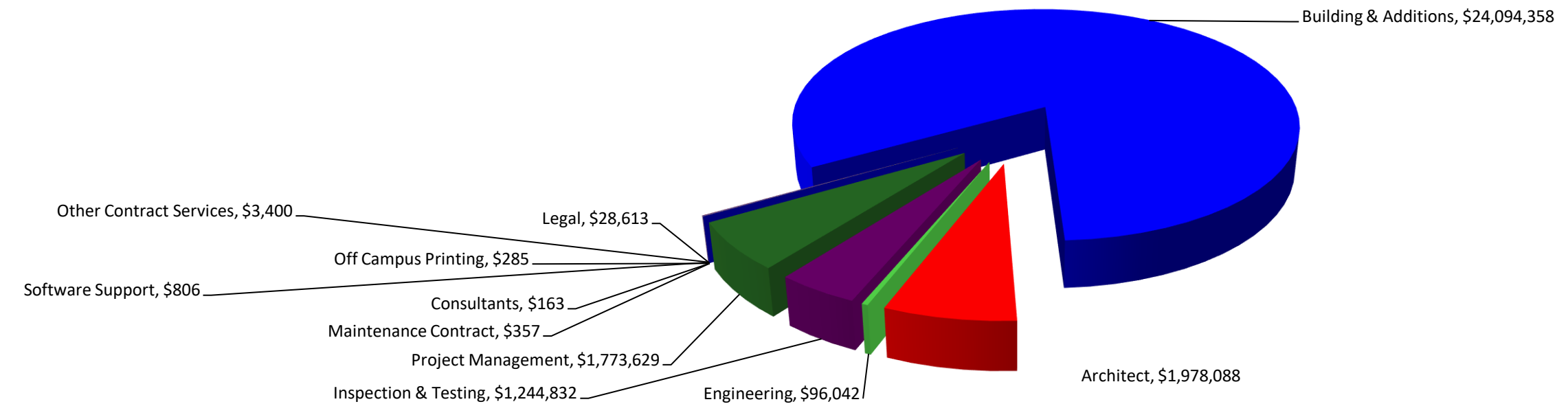
**Facility Size:**  
 20,838 sq/ft

**Status:**  
 Completed

**Architect:**  
 DLR Group WWCOT

**Contractor:**  
 Bernards Brothers

**Project Expenses**



SANTA MONICA COMMUNITY COLLEGE DISTRICT  
 MEASURE AA EXPENDITURES  
 FUND 42.4  
 As of September 30, 2024

MEASURE AA

Projects	Budget	09/10 Final	10/11 Final	11/12 Final	12/13 Final	13/14 Final	14/15 Final	15/16 Final	16/17 Final	17/18 Final	18/19 Final	19/20 Final	20/21 Final	21/22 Final	22/23 Final	23/24 Final	24/25 (3 Mos)	Combined Totals
<b>AA 7100068</b>																		
<b>Corsair Stadium Projects (108)</b>																		
Other Contract Services		\$0	\$0	\$0	\$0	\$0	\$0	\$0	\$0	\$0	\$0	\$0	\$0	\$0	\$0	\$0	\$0	\$0
Building & Additions		\$0	\$0	\$0	\$0	\$0	\$0	\$0	\$0	\$0	\$0	\$0	\$0	\$0	\$0	\$0	\$0	\$0
Architect		\$0	\$30,759	\$0	\$0	\$0	\$0	\$0	\$0	\$0	\$0	\$0	\$0	\$0	\$23,000	\$41,758	\$0	\$95,517
Engineering		\$0	\$0	\$0	\$0	\$0	\$0	\$0	\$0	\$0	\$0	\$0	\$0	\$0	\$0	\$0	\$0	\$0
Inspection & Testing		\$0	\$0	\$0	\$0	\$0	\$0	\$0	\$0	\$0	\$0	\$0	\$0	\$0	\$0	\$0	\$0	\$0
Project Management		\$0	\$4,540	\$0	\$0	\$0	\$0	\$0	\$0	\$0	\$0	\$0	\$0	\$0	\$0	\$0	\$0	\$4,540
<b>Total</b>		<b>\$0</b>	<b>\$35,299</b>	<b>\$0</b>	<b>\$0</b>	<b>\$0</b>	<b>\$0</b>	<b>\$0</b>	<b>\$0</b>	<b>\$0</b>	<b>\$0</b>	<b>\$0</b>	<b>\$0</b>	<b>\$0</b>	<b>\$23,000</b>	<b>\$41,758</b>	<b>\$0</b>	<b>\$100,057</b>
Project Budget	\$1,035,299																	
Less Other Funding	\$0																	
Net	\$1,035,299																	
Actual Measure AA Expenditures	\$100,057																	
Running Balance	\$935,242																	

<b>AA 7100067, 7100152, 7100155, 7100157</b>																			
<b>Business &amp; Facilities Infrastructure (111)</b>																			
Supplies		\$0	\$0	\$0	\$1,493	\$4,840	\$0	\$0	\$0	\$0	\$0	\$0	\$0	\$0	\$0	\$0	\$0	\$0	\$6,333
Service Fee		\$0	\$0	\$0	\$12,885	\$0	\$0	\$0	\$0	\$0	\$0	\$0	\$0	\$0	\$0	\$0	\$0	\$0	\$12,885
Consultants		\$0	\$0	\$0	\$0	\$14	\$8	\$0	\$0	\$0	\$0	\$0	\$0	\$0	\$0	\$0	\$0	\$0	\$22
Maintenance Contract		\$0	\$0	\$0	\$0	\$1,366	\$0	\$0	\$0	\$0	\$0	\$0	\$0	\$0	\$0	\$0	\$0	\$0	\$1,366
Legal		\$0	\$0	\$75	\$0	\$0	\$0	\$1,105	\$0	\$0	\$0	\$0	\$0	\$0	\$0	\$0	\$0	\$0	\$1,180
Software License		\$0	\$0	\$0	\$0	\$375	\$0	\$0	\$0	\$0	\$0	\$0	\$0	\$0	\$0	\$0	\$0	\$0	\$375
Other Contract Services		\$0	\$6,289	\$6,988	\$750	\$0	\$2,209	\$0	\$0	\$0	\$0	\$0	\$0	\$0	\$0	\$0	\$0	\$0	\$16,236
Moving Services		\$0	\$0	\$0	\$395	\$0	\$0	\$0	\$0	\$0	\$0	\$0	\$0	\$0	\$0	\$0	\$0	\$0	\$395
Building & Additions		\$0	\$34,672	\$198,667	\$200,585	\$284,668	\$0	\$0	\$0	\$0	\$0	\$0	\$0	\$0	\$0	\$0	\$0	\$0	\$718,592
Architect		\$0	\$0	\$80,626	\$170,132	\$37,906	\$0	\$0	\$0	\$0	\$0	\$0	\$0	\$0	\$0	\$0	\$0	\$0	\$288,664
Engineering		\$0	\$0	\$0	\$3,705	\$9,735	\$6,840	\$0	\$0	\$0	\$0	\$0	\$0	\$0	\$0	\$0	\$0	\$0	\$20,280
Inspection & Testing		\$0	\$0	\$8,142	\$10,938	\$10,500	\$0	\$0	\$0	\$0	\$0	\$0	\$0	\$0	\$0	\$0	\$0	\$0	\$29,580
Project Management		\$0	\$3,073	\$154,904	\$87,291	\$139,821	\$3,571	\$0	\$0	\$0	\$0	\$0	\$0	\$0	\$0	\$0	\$0	\$0	\$388,659
Cap Equipment		\$0	\$0	\$0	\$35,892	\$80,090	\$0	\$0	\$0	\$0	\$0	\$0	\$0	\$0	\$0	\$0	\$0	\$0	\$115,982
Non-Cap Equipment		\$0	\$89,204	\$0	\$84,590	\$193,782	\$0	\$0	\$0	\$0	\$0	\$0	\$0	\$0	\$0	\$0	\$0	\$0	\$367,576
<b>Total</b>		<b>\$0</b>	<b>\$133,238</b>	<b>\$449,401</b>	<b>\$608,656</b>	<b>\$763,095</b>	<b>\$12,628</b>	<b>\$1,105</b>	<b>\$0</b>	<b>\$0</b>	<b>\$0</b>	<b>\$0</b>	<b>\$0</b>	<b>\$0</b>	<b>\$0</b>	<b>\$0</b>	<b>\$0</b>	<b>\$0</b>	<b>\$1,968,124</b>
Project Budget	\$1,968,124																		
Less Other Funding	\$0																		
Net	\$1,968,124																		
Actual Measure AA Expenditures	\$1,968,124																		
Running Balance	\$0																		

<b>AA 7100004</b>																			
<b>Master Planning, Program Management, Overhead (112)</b>																			
Supplies		\$0	\$0	\$0	\$0	\$0	\$0	\$0	\$0	\$0	\$0	\$0	\$0	\$0	\$0	\$0	\$0	\$0	\$0
Architect		\$0	\$0	\$0	\$0	\$0	\$0	\$139,302	\$187,927	\$245,329	\$1,270	\$0	\$0	\$0	\$0	\$0	\$0	\$0	\$573,828
Project Management		\$0	\$0	\$0	\$0	\$76,015	\$150	\$0	\$49,170	\$135,533	\$0	\$0	\$0	\$0	\$0	\$0	\$0	\$0	\$260,868
Cap Equipment		\$0	\$0	\$0	\$0	\$0	\$0	\$0	\$0	\$0	\$0	\$0	\$0	\$0	\$0	\$0	\$0	\$0	\$0
Non-Cap Equipment		\$0	\$0	\$0	\$0	\$0	\$0	\$0	\$0	\$0	\$0	\$0	\$0	\$0	\$0	\$0	\$0	\$0	\$0
<b>Total</b>		<b>\$0</b>	<b>\$0</b>	<b>\$0</b>	<b>\$0</b>	<b>\$76,015</b>	<b>\$150</b>	<b>\$139,302</b>	<b>\$237,097</b>	<b>\$380,863</b>	<b>\$1,270</b>	<b>\$0</b>	<b>\$0</b>	<b>\$0</b>	<b>\$0</b>	<b>\$0</b>	<b>\$0</b>	<b>\$0</b>	<b>\$834,697</b>
Project Budget	\$834,697																		
Less Other Funding	\$0																		
Net	\$834,697																		
Actual Measure AA Expenditures	\$834,697																		
Running Balance	\$0																		

SANTA MONICA COMMUNITY COLLEGE DISTRICT  
 MEASURE AA EXPENDITURES  
 FUND 42.4  
 As of September 30, 2024

MEASURE AA

Projects	Budget	09/10 Final	10/11 Final	11/12 Final	12/13 Final	13/14 Final	14/15 Final	15/16 Final	16/17 Final	17/18 Final	18/19 Final	19/20 Final	20/21 Final	21/22 Final	22/23 Final	23/24 Final	24/25 (3 Mos)	Combined Totals
<b>AA 7100154</b>																		
<b>Energy Efficiency Projects (113)</b>																		
Legal		\$0	\$0	\$0	\$0	\$0	\$0	\$0	\$0	\$0	\$0	\$0	\$0	\$0	\$0	\$0	\$0	\$0
Other Contract Services		\$0	\$0	\$0	\$0	\$0	\$0	\$0	\$0	\$0	\$0	\$0	\$0	\$0	\$0	\$0	\$0	\$0
Building & Additions		\$0	\$0	\$189	\$2,108,853	\$990,389	-\$97,621	\$0	\$0	\$0	\$0	\$0	\$0	\$0	\$0	\$0	\$0	\$3,001,810
Architect		\$0	\$0	\$0	\$0	\$0	\$0	\$0	\$0	\$0	\$0	\$0	\$0	\$0	\$0	\$0	\$0	\$0
Engineering		\$0	\$0	\$0	\$0	\$0	\$0	\$0	\$0	\$0	\$0	\$0	\$0	\$0	\$0	\$0	\$0	\$0
Inspection & Testing		\$0	\$0	\$0	\$4,020	\$0	\$10,118	\$0	\$0	\$0	\$0	\$0	\$0	\$0	\$0	\$0	\$0	\$14,138
Project Management		\$0	\$0	\$0	\$0	\$0	\$825	\$0	\$0	\$0	\$0	\$0	\$0	\$0	\$0	\$0	\$0	\$825
Non-Cap Equipment		\$0	\$0	\$0	\$0	\$0	\$0	\$0	\$0	\$0	\$0	\$0	\$0	\$0	\$0	\$0	\$0	\$0
<b>Total</b>		<b>\$0</b>	<b>\$0</b>	<b>\$189</b>	<b>\$2,112,873</b>	<b>\$990,389</b>	<b>-\$86,678</b>	<b>\$0</b>	<b>\$0</b>	<b>\$0</b>	<b>\$0</b>	<b>\$0</b>	<b>\$0</b>	<b>\$0</b>	<b>\$0</b>	<b>\$0</b>	<b>\$0</b>	<b>\$3,016,773</b>
Project Budget	\$3,508,088																	
Less Other Funding	\$491,315																	
Net	\$3,016,773																	
Actual Measure AA Expenditures	\$3,016,773																	
Running Balance	\$0																	
		* Other Funding Source:																
		1) DWP \$18,715.00 received																
		2) SCE \$446,519.77 received																
		3) Gas Co. \$26,080 received																

<b>AA 7100064</b>																			
<b>Community Classroom &amp; Facility Projects (114)</b>																			
Supplies		\$0	\$0	\$0	\$124	\$0	\$0	\$0	\$0	\$0	\$0	\$0	\$0	\$0	\$0	\$0	\$0	\$0	\$124
Legal		\$0	\$0	\$1,867	\$1,418	\$0	\$0	\$0	\$0	\$0	\$0	\$0	\$0	\$0	\$0	\$0	\$0	\$0	\$3,285
Other Contract Services		\$0	\$3,720	\$1,869	\$0	\$0	\$0	\$0	\$0	\$0	\$0	\$0	\$0	\$0	\$0	\$0	\$0	\$0	\$5,588
Building & Additions		\$0	\$434,578	\$1,369,441	\$408,696	-\$1,003	\$0	\$0	\$0	\$0	\$0	\$0	\$0	\$0	\$0	\$0	\$0	\$0	\$2,211,712
Architect		\$0	\$263,833	\$48,120	\$1,318	\$0	\$0	\$0	\$0	\$0	\$0	\$0	\$0	\$0	\$0	\$0	\$0	\$0	\$313,272
Engineering		\$0	\$3,220	\$3,143	\$0	\$0	\$0	\$0	\$0	\$0	\$0	\$0	\$0	\$0	\$0	\$0	\$0	\$0	\$6,363
Inspection & Testing		\$0	\$41,002	\$80,885	\$1,495	\$0	\$0	\$0	\$0	\$0	\$0	\$0	\$0	\$0	\$0	\$0	\$0	\$0	\$123,382
Project Management		\$135	\$117,247	\$143,780	\$27,570	\$0	\$0	\$0	\$0	\$0	\$0	\$0	\$0	\$0	\$0	\$0	\$0	\$0	\$288,732
Non-Cap Equipment		\$0	\$0	\$209,726	\$0	\$0	\$0	\$0	\$0	\$0	\$0	\$0	\$0	\$0	\$0	\$0	\$0	\$0	\$209,726
<b>Total</b>		<b>\$135</b>	<b>\$863,599</b>	<b>\$1,858,831</b>	<b>\$440,621</b>	<b>-\$1,003</b>	<b>\$0</b>	<b>\$0</b>	<b>\$0</b>	<b>\$0</b>	<b>\$0</b>	<b>\$0</b>	<b>\$0</b>	<b>\$0</b>	<b>\$0</b>	<b>\$0</b>	<b>\$0</b>	<b>\$0</b>	<b>\$3,162,183</b>
Project Budget	\$3,162,183																		
Less Other Funding	\$0																		
Net	\$3,162,183																		
Actual Measure AA Expenditures	\$3,162,183																		
Running Balance	\$0																		

<b>AA 7100057</b>																			
<b>Real Property Acquisition (115)</b>																			
Legal		\$0	\$0	\$0	\$0	\$0	\$0	\$0	\$0	\$659	\$0	\$0	\$0	\$0	\$0	\$0	\$0	\$0	\$659
Other Contract Services		\$0	\$39	\$7,000	\$0	\$15,800	\$0	\$0	\$0	\$0	\$0	\$0	\$0	\$0	\$0	\$0	\$0	\$0	\$22,839
Site Acquisition		\$1,739,979	\$4,001,204	\$9,022,207	\$0	\$0	\$0	\$5,013,226	\$4,821,600	\$0	\$0	\$0	\$0	\$0	\$0	\$0	\$0	\$0	\$24,598,214
Inspection & Testing		\$8,689	\$7,986	\$0	\$0	\$0	\$0	\$0	\$0	\$0	\$0	\$0	\$0	\$0	\$0	\$0	\$0	\$0	\$16,674
Project Management		\$0	\$0	\$0	\$0	\$0	\$0	\$0	\$0	\$0	\$0	\$0	\$0	\$0	\$0	\$0	\$0	\$0	\$0
<b>Total</b>		<b>\$1,748,667</b>	<b>\$4,009,228</b>	<b>\$9,029,207</b>	<b>\$0</b>	<b>\$15,800</b>	<b>\$0</b>	<b>\$5,013,226</b>	<b>\$4,822,259</b>	<b>\$0</b>	<b>\$0</b>	<b>\$0</b>	<b>\$0</b>	<b>\$0</b>	<b>\$0</b>	<b>\$0</b>	<b>\$0</b>	<b>\$0</b>	<b>\$24,638,386</b>
Project Budget	\$24,638,386																		
Less Other Funding	\$0																		
Net	\$24,638,386																		
Actual Measure AA Expenditures	\$24,638,386																		
Running Balance	\$0																		



SANTA MONICA COMMUNITY COLLEGE DISTRICT  
 MEASURE AA EXPENDITURES  
 FUND 42.4  
 As of September 30, 2024

MEASURE AA

Projects	Budget	09/10 Final	10/11 Final	11/12 Final	12/13 Final	13/14 Final	14/15 Final	15/16 Final	16/17 Final	17/18 Final	18/19 Final	19/20 Final	20/21 Final	21/22 Final	22/23 Final	23/24 Final	24/25 (3 Mos)	Combined Totals
<b>AA 710058, 7100151, 7100156, 7100059</b>																		
<b>Roadways, Walkways, Grounds, Parking Lots, and Garages (116)</b>																		
Supplies		\$0	\$0	\$0	\$0	\$4,616	\$0	\$0	\$0	\$0	\$0	\$0	\$0	\$0	\$0	\$0	\$0	\$4,616
Legal		\$0	\$0	\$0	\$125	\$0	\$0	\$0	\$0	\$0	\$0	\$0	\$0	\$0	\$0	\$0	\$0	\$125
Consultants		\$0	\$0	\$0	\$48,090	\$5,018	\$0	\$0	\$0	\$0	\$0	\$0	\$0	\$0	\$0	\$0	\$0	\$53,108
Other Contract Services		\$218	\$770	\$122	\$25,249	\$0	\$0	\$0	\$0	\$0	\$0	\$0	\$0	\$0	\$0	\$0	\$0	\$26,358
Building & Additions		\$185,345	\$6,731	\$113,784	\$321,603	\$975,401	\$0	\$0	\$0	\$0	\$0	\$0	\$0	\$0	\$0	\$0	\$0	\$1,602,864
Architect		\$0	\$0	\$0	\$103,569	\$19,225	\$1,240	\$0	\$0	\$0	\$0	\$0	\$0	\$0	\$0	\$0	\$0	\$124,035
Engineering		\$0	\$0	\$0	\$1,095	\$1,445	\$0	\$0	\$0	\$0	\$0	\$0	\$0	\$0	\$0	\$0	\$0	\$2,540
Inspection & Testing		\$13,380	\$7,865	\$13,553	\$20,126	\$42,865	\$0	\$0	\$0	\$0	\$0	\$0	\$0	\$0	\$0	\$0	\$0	\$97,787
Project Management		\$24,404	\$12,439	\$21,945	\$54,095	\$104,943	\$1,411	\$0	\$0	\$0	\$0	\$0	\$0	\$0	\$0	\$0	\$0	\$219,237
<b>Total</b>		<b>\$223,347</b>	<b>\$27,804</b>	<b>\$149,403</b>	<b>\$573,951</b>	<b>\$1,153,512</b>	<b>\$2,652</b>	<b>\$0</b>	<b>\$0</b>	<b>\$0</b>	<b>\$0</b>	<b>\$0</b>	<b>\$0</b>	<b>\$0</b>	<b>\$0</b>	<b>\$0</b>	<b>\$0</b>	<b>\$2,130,670</b>
Project Budget	\$7,022,417																	
Less Other Funding	\$4,891,747																	
Net	\$2,130,670																	
Actual Measure AA Expenditures	\$2,130,670																	
Running Balance	\$0																	
		<b>* Other Funding Source:</b>																
		1) Measure S: \$3,891,747																
		2) Measure V: \$1,000,000 allocated																

<b>AA 710069</b>																		
<b>Infrastructure &amp; Technology - Technology (117)</b>																		
Software		\$0	\$0	\$0	\$0	\$0	\$218	\$0	\$0	\$0	\$0	\$0	\$0	\$0	\$0	\$0	\$0	\$218
Supplies		\$0	\$0	\$13,646	\$7,587	\$0	\$16,966	\$0	\$0	\$0	\$0	\$0	\$0	\$0	\$0	\$0	\$0	\$38,200
Maintenance Contract		\$0	\$9,472	\$46,300	\$210,581	\$18,944	\$42,415	\$9,472	\$0	\$0	\$0	\$0	\$0	\$0	\$0	\$0	\$0	\$337,186
Other Contract Services		\$0	\$0	\$0	\$0	\$0	\$49,589	\$0	\$0	\$0	\$0	\$0	\$0	\$0	\$0	\$0	\$0	\$49,589
Building & Additions		\$0	\$0	\$0	\$0	\$0	\$0	\$0	\$0	\$0	\$0	\$0	\$0	\$0	\$0	\$0	\$0	\$0
Project Management		\$0	\$0	\$0	\$0	\$0	\$0	\$0	\$0	\$0	\$0	\$0	\$0	\$0	\$0	\$0	\$0	\$0
Cap Equipment		\$0	\$207,423	\$33,063	\$576,294	\$0	\$1,145,668	\$0	\$0	\$0	\$0	\$0	\$0	\$0	\$0	\$0	\$0	\$1,962,449
Non-Cap Equipment		\$0	\$0	\$42,827	\$500	\$0	\$3,447	\$0	\$0	\$0	\$0	\$0	\$0	\$0	\$0	\$0	\$0	\$46,775
<b>Total</b>		<b>\$0</b>	<b>\$216,896</b>	<b>\$135,838</b>	<b>\$794,963</b>	<b>\$18,944</b>	<b>\$1,258,304</b>	<b>\$9,472</b>	<b>\$0</b>	<b>\$0</b>	<b>\$0</b>	<b>\$0</b>	<b>\$0</b>	<b>\$0</b>	<b>\$0</b>	<b>\$0</b>	<b>\$0</b>	<b>\$2,434,417</b>
Project Budget	\$2,434,417																	
Less Other Funding	\$0																	
Net	\$2,434,417																	
Actual Measure AA Expenditures	\$2,434,417																	
Running Balance	\$0																	

<b>AA 7100150</b>																		
<b>Infrastructure &amp; Technology - Utility (118)</b>																		
Software License		\$0	\$12,000	\$0	\$0	\$0	\$0	\$0	\$0	\$0	\$0	\$0	\$0	\$0	\$0	\$0	\$0	\$12,000
Legal		\$0	\$0	\$0	\$0	\$0	\$0	\$0	\$0	\$0	\$0	\$0	\$0	\$0	\$0	\$0	\$0	\$0
Building & Additions		\$0	\$0	\$0	\$0	\$0	\$0	\$0	\$0	\$0	\$0	\$0	\$0	\$0	\$0	\$0	\$0	\$0
Architect		\$0	\$0	\$0	\$0	\$0	\$0	\$0	\$0	\$0	\$0	\$0	\$0	\$0	\$0	\$0	\$0	\$0
Inspection & Testing		\$0	\$4,979	\$0	\$0	\$0	\$0	\$0	\$0	\$0	\$0	\$0	\$0	\$0	\$0	\$0	\$0	\$4,979
Project Management		\$0	\$3,240	\$0	\$0	\$0	\$0	\$0	\$0	\$0	\$0	\$0	\$0	\$0	\$0	\$0	\$0	\$3,240
Cap Equipment		\$0	\$0	\$7,534	\$0	\$0	\$0	\$0	\$0	\$0	\$0	\$0	\$0	\$0	\$0	\$0	\$0	\$7,534
Non-Cap Equipment		\$0	\$0	\$0	\$0	\$0	\$0	\$0	\$0	\$0	\$0	\$0	\$0	\$0	\$0	\$0	\$0	\$0
<b>Total</b>		<b>\$0</b>	<b>\$20,219</b>	<b>\$7,534</b>	<b>\$0</b>	<b>\$0</b>	<b>\$0</b>	<b>\$0</b>	<b>\$0</b>	<b>\$0</b>	<b>\$0</b>	<b>\$0</b>	<b>\$0</b>	<b>\$0</b>	<b>\$0</b>	<b>\$0</b>	<b>\$0</b>	<b>\$27,753</b>
Project Budget	\$27,753																	
Less Other Funding	\$0																	
Net	\$27,753																	
Actual Measure AA Expenditures	\$27,753																	
Running Balance	\$0																	

SANTA MONICA COMMUNITY COLLEGE DISTRICT  
 MEASURE AA EXPENDITURES  
 FUND 42.4  
 As of September 30, 2024

MEASURE AA

Projects	Budget	09/10 Final	10/11 Final	11/12 Final	12/13 Final	13/14 Final	14/15 Final	15/16 Final	16/17 Final	17/18 Final	18/19 Final	19/20 Final	20/21 Final	21/22 Final	22/23 Final	23/24 Final	24/25 (3 Mos)	Combined Totals
<b>AA 7100153</b>																		
<b>Emergency Lighting, Fire Alarm, and Security System (119)</b>																		
Supplies		\$0	\$0	\$0	\$0	\$2,348	\$0	\$0	\$2,671	\$0	\$0	\$0	\$0	\$0	\$0	\$0	\$0	\$5,020
Consultants/Legal		\$0	\$0	\$0	\$0	\$0	\$16	\$0	\$0	\$0	\$442	\$0	\$0	\$0	\$0	\$0	\$0	\$458
Telecom Fee		\$0	\$0	\$0	\$0	\$0	\$800	\$0	\$0	\$0	\$0	\$0	\$0	\$0	\$0	\$0	\$0	\$800
Maintenance Contract		\$0	\$0	\$648	\$0	\$39,700	\$0	\$2,700	\$0	\$0	\$0	\$0	\$0	\$0	\$0	\$0	\$0	\$43,048
Software Support		\$0	\$0	\$24,765	\$0	\$106,367	\$0	\$2,232	\$0	\$0	\$0	\$0	\$0	\$0	\$0	\$0	\$0	\$133,365
Other Contract Services		\$0	\$0	\$0	\$0	\$47,695	\$0	\$4,643	\$1,560	\$0	\$0	\$0	\$0	\$0	\$0	\$0	\$0	\$53,897
Building & Additions		\$0	\$0	\$0	\$0	\$110	\$2,648,866	\$4,129,145	\$1,308,230	\$763,170	\$26,375	\$79,172	\$0	\$0	\$0	\$0	\$0	\$8,955,068
Architect		\$0	\$0	\$0	\$0	\$0	\$18,925	\$0	\$0	\$5,047	\$0	\$0	\$0	\$0	\$0	\$0	\$0	\$23,972
Engineering		\$0	\$0	\$0	\$0	\$211,030	\$389,013	\$156,247	\$255,798	\$358,560	\$114,585	\$0	\$0	\$0	\$0	\$0	\$0	\$1,485,233
Inspection & Testing		\$0	\$0	\$0	\$0	\$0	\$0	\$58,831	\$4,800	\$0	\$0	\$0	\$0	\$0	\$0	\$0	\$0	\$63,631
Project Management		\$0	\$0	\$0	\$0	\$51,008	\$52,044	\$79,285	\$16,500	\$49,738	\$240	\$0	\$0	\$0	\$0	\$0	\$0	\$248,814
Cap Equipment		\$0	\$0	\$0	\$0	\$89,415	\$0	\$5,871	\$0	\$0	\$0	\$0	\$0	\$0	\$0	\$0	\$0	\$95,286
Non-Cap Equipment		\$0	\$0	\$6,087	\$0	\$392,586	\$8,348	\$0	\$0	\$0	\$0	\$0	\$0	\$0	\$0	\$0	\$0	\$407,022
<b>Total</b>		<b>\$0</b>	<b>\$0</b>	<b>\$31,500</b>	<b>\$0</b>	<b>\$940,259</b>	<b>\$3,118,012</b>	<b>\$4,438,953</b>	<b>\$1,589,560</b>	<b>\$1,176,515</b>	<b>\$141,642</b>	<b>\$79,172</b>	<b>\$0</b>	<b>\$0</b>	<b>\$0</b>	<b>\$0</b>	<b>\$0</b>	<b>\$11,515,614</b>
Project Budget	\$11,515,614																	
Less Other Funding	\$0																	
Net	\$11,515,614																	
Actual Measure AA Expenditures	\$11,515,614																	
Running Balance	\$0																	

<b>AA 7100142</b>																		
<b>Student Services (120)</b>																		
Supplies		\$0	\$0	\$0	\$0	\$0	\$0	\$0	\$0	\$0	\$0	\$0	\$0	\$0	\$0	\$0	\$0	\$0
Consultants		\$0	\$0	\$0	\$0	\$0	\$0	\$0	\$0	\$0	\$0	\$0	\$0	\$0	\$0	\$0	\$0	\$0
Telecom Fee		\$0	\$0	\$0	\$0	\$0	\$0	\$0	\$0	\$0	\$0	\$0	\$0	\$0	\$0	\$0	\$0	\$0
Maintenance Contract		\$0	\$0	\$0	\$0	\$0	\$0	\$0	\$0	\$0	\$0	\$0	\$0	\$0	\$0	\$0	\$0	\$0
Software Support		\$0	\$0	\$0	\$0	\$0	\$0	\$0	\$0	\$0	\$0	\$0	\$0	\$0	\$0	\$0	\$0	\$0
Other Contract Services		\$0	\$0	\$0	\$0	\$0	\$0	\$0	\$0	\$0	\$0	\$0	\$0	\$0	\$0	\$0	\$0	\$0
Building & Additions		\$0	\$0	\$0	\$0	\$0	\$0	\$0	\$0	\$3,165,626	\$3,704,864	\$0	\$0	\$0	\$0	\$0	\$0	\$6,870,490
Architect		\$0	\$0	\$0	\$0	\$0	\$0	\$0	\$0	\$0	\$0	\$0	\$0	\$0	\$0	\$0	\$0	\$0
Engineering		\$0	\$0	\$0	\$0	\$0	\$0	\$0	\$0	\$0	\$0	\$0	\$0	\$0	\$0	\$0	\$0	\$0
Inspection & Testing		\$0	\$0	\$0	\$0	\$0	\$0	\$0	\$0	\$0	\$0	\$0	\$0	\$0	\$0	\$0	\$0	\$0
Project Management		\$0	\$0	\$0	\$0	\$0	\$0	\$0	\$0	\$0	\$0	\$0	\$0	\$0	\$0	\$0	\$0	\$0
Cap Equipment		\$0	\$0	\$0	\$0	\$0	\$0	\$0	\$0	\$0	\$0	\$0	\$0	\$0	\$0	\$0	\$0	\$0
Non-Cap Equipment		\$0	\$0	\$0	\$0	\$0	\$0	\$0	\$0	\$0	\$0	\$0	\$0	\$0	\$0	\$0	\$0	\$0
<b>Total</b>		<b>\$0</b>	<b>\$0</b>	<b>\$0</b>	<b>\$0</b>	<b>\$0</b>	<b>\$0</b>	<b>\$0</b>	<b>\$0</b>	<b>\$3,165,626</b>	<b>\$3,704,864</b>	<b>\$0</b>	<b>\$0</b>	<b>\$0</b>	<b>\$0</b>	<b>\$0</b>	<b>\$0</b>	<b>\$6,870,490</b>
Project Budget	\$6,870,490																	
Less Other Funding	\$0																	
Net	\$6,870,490																	
Actual Measure AA Expenditures	\$6,870,490																	
Running Balance	\$0																	

**\* Other Funding Source:**  
 1) State of California \$1,321,000 received  
 2) Measure U \$21,131,135, Measure S \$45,595,322, Measure V \$33,624,909 allocated  
 3) Measure U, S & AA interests \$21,681,308 allocated

<b>Cost of Issuance (121)</b>																		
Cost of Issuance		\$0	\$0	\$0	\$0	\$0	\$285,000	\$0	\$213,026	\$0	\$0	\$0	\$0	\$0	\$0	\$0	\$0	\$498,026
<b>Total</b>		<b>\$0</b>	<b>\$0</b>	<b>\$0</b>	<b>\$0</b>	<b>\$0</b>	<b>\$285,000</b>	<b>\$0</b>	<b>\$213,026</b>	<b>\$0</b>	<b>\$0</b>	<b>\$0</b>	<b>\$0</b>	<b>\$0</b>	<b>\$0</b>	<b>\$0</b>	<b>\$0</b>	<b>\$498,026</b>
Project Budget	\$498,026																	
Less Other Funding	\$0																	
Net	\$498,026																	
Actual Measure AA Expenditures	\$498,026																	
Running Balance	\$0																	

<b>Grand Total</b>		<b>\$4,900,734</b>	<b>\$10,935,584</b>	<b>\$17,864,407</b>	<b>\$13,113,759</b>	<b>\$30,388,248</b>	<b>\$39,049,510</b>	<b>\$60,741,756</b>	<b>\$57,313,878</b>	<b>\$52,193,046</b>	<b>\$4,326,286</b>	<b>\$908,418</b>	<b>\$126,029</b>	<b>\$440,877</b>	<b>-\$1,132,109</b>	<b>\$43,258</b>	<b>\$0</b>	<b>\$291,213,681</b>
--------------------	--	--------------------	---------------------	---------------------	---------------------	---------------------	---------------------	---------------------	---------------------	---------------------	--------------------	------------------	------------------	------------------	---------------------	-----------------	------------	----------------------

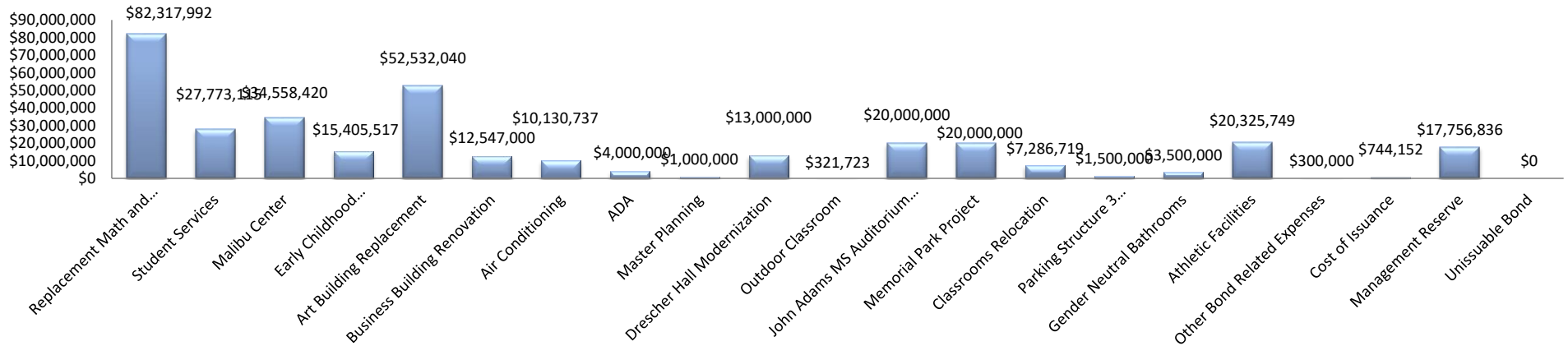
Measure AA Interest		<b>18/19 Final</b>
<b>Parking Garage and Grounds - Student Services (9)</b>		
Site Improvement		\$0
Building & Additions		\$5,192,948
Architect		\$0
Engineering		\$0
Inspection & Testing		\$0
Project Management		\$0
<b>Total</b>		<b>\$5,192,948</b>
Project Budget	\$5,192,948	
Actual Measure AA Interest Expenditures	\$5,192,948	
Running Balance	\$0	

**Measure V Bond Budget**

As of September 30, 2024

	Project Name	Completion	Project Budget	Measure V Allocation	Other Funding	Measure V Expenditures as of 9/30/24	Measure V Expenditures as of 6/30/24	Measure V Expenditures Last Period	Total Measure V Remaining
101	Replacement Math and Science Extension Building	November 2024	\$124,958,336	\$82,317,992	\$42,640,344	\$61,540,089	\$60,185,666	\$1,354,423	\$20,777,903
102	Student Services	Completed	\$124,372,370	\$27,773,115	\$96,599,255	\$25,273,457	\$25,273,115	\$342	\$2,499,658
103	Malibu Center	Completed	\$61,985,779	\$34,558,420	\$27,427,359	\$29,051,172	\$29,015,014	\$36,158	\$5,507,248
104	Early Childhood Development/Childcare	Completed	\$30,925,771	\$15,405,517	\$15,520,254	\$13,235,599	\$13,168,758	\$66,841	\$2,169,918
105	Art Building Replacement	December 2025	\$63,433,040	\$52,532,040	\$10,901,000	\$11,209,647	\$9,498,952	\$1,710,695	\$41,322,393
106	Business Building Renovation	On-Going	\$25,017,000	\$12,547,000	\$12,470,000	\$3,400	\$3,400	\$0	\$12,543,600
107	Air Conditioning	Completed	\$10,130,737	\$10,130,737	\$0	\$10,130,737	\$10,130,737	\$0	\$0
108	ADA	On-Going	\$4,000,000	\$4,000,000	\$0	\$0	\$0	\$0	\$4,000,000
109	Master Planning	December 2024	\$1,000,000	\$1,000,000	\$0	\$916,984	\$913,812	\$3,172	\$83,016
110	Drescher Hall Modernization	On-Going	\$13,005,082	\$13,000,000	\$5,082	\$4,962	\$4,962	\$0	\$12,995,038
111	Outdoor Classroom	Completed	\$321,723	\$321,723	\$0	\$321,723	\$321,723	\$0	\$0
112	John Adams MS Auditorium (SMMUSD)	Completed	\$20,000,000	\$20,000,000	\$0	\$20,000,000	\$20,000,000	\$0	\$0
113	Memorial Park Project	On-Going	\$20,000,000	\$20,000,000	\$0	\$3,481	\$3,481	\$0	\$19,996,519
114	Classrooms Relocation	Completed	\$7,286,719	\$7,286,719	\$0	\$7,286,719	\$7,286,719	\$0	\$0
124	Parking Structure 3 Improvement Project	June 2025	\$1,500,000	\$1,500,000	\$0	\$118,744	\$115,450	\$3,294	\$1,381,256
125	Gender Neutral Bathrooms	June 2025	\$3,500,000	\$3,500,000	\$0	\$207,796	\$204,101	\$3,695	\$3,292,204
126	Athletic Facilities	June 2026	\$20,325,749	\$20,325,749	\$0	\$2,971,403	\$2,873,448	\$97,955	\$17,354,346
120	Other Bond Related Expenses	On-Going	\$300,000	\$300,000	\$0	\$244,554	\$244,554	\$0	\$55,446
121	Cost of Issuance	On-Going	\$744,152	\$744,152	\$0	\$744,152	\$744,152	\$0	\$0
122	Management Reserve	On-Going	\$11,088,996	\$17,756,836	\$0	\$0	\$0	\$0	\$17,756,836
123	Unissuable Bond	On-Going	\$0	\$0	\$0	\$0	\$0	\$0	\$0
<b>Project Totals</b>			<b>\$543,895,454</b>	<b>\$345,000,000</b>	<b>\$205,563,294</b>	<b>\$183,264,619</b>	<b>\$179,988,044</b>	<b>\$3,276,575</b>	<b>\$161,735,381</b>

**Measure V Allocation**



SANTA MONICA COMMUNITY COLLEGE DISTRICT  
**Measure V Bond Budget History**  
as of September 30, 2024

MEASURE V

	Project Name	Completion	Preliminary Measure V Budget	Measure V Budget as of 6/30/2024	Measure V Budget as of 9/30/2024	Variance	Measure V Remaining as of 9/30/2024
101	Replacement Math and Science Extension Building	November 2024	\$82,317,992	\$82,317,992	\$82,317,992	\$0	\$20,777,903
102	Student Services	<b>Completed</b>	\$21,130,252	\$27,773,115	\$27,773,115	\$0	\$2,499,658
103	Malibu Center	<b>Completed</b>	\$25,000,000	\$34,558,420	\$34,558,420	\$0	\$5,507,248
104	Early Childhood Development/Childcare	<b>Completed</b>	\$15,405,517	\$15,405,517	\$15,405,517	\$0	\$2,169,918
105	Art Building Replacement	December 2025	\$24,000,000	\$52,532,040	\$52,532,040	\$0	\$41,322,393
106	Business Building Renovation	On-Going	\$12,547,000	\$12,547,000	\$12,547,000	\$0	\$12,543,600
107	Air Conditioning	<b>Completed</b>	\$10,777,654	\$10,130,737	\$10,130,737	\$0	\$0
108	ADA	On-Going	\$4,000,000	\$4,000,000	\$4,000,000	\$0	\$4,000,000
109	Master Planning	December 2024	\$450,000	\$1,000,000	\$1,000,000	\$0	\$83,016
110	Drescher Hall Modernization	On-Going	\$13,000,000	\$13,000,000	\$13,000,000	\$0	\$12,995,038
111	Outdoor Classroom	<b>Completed</b>	\$10,000,000	\$321,723	\$321,723	\$0	\$0
112	John Adams MS Auditorium (SMMUSD)	<b>Completed</b>	\$20,000,000	\$20,000,000	\$20,000,000	\$0	\$0
113	Memorial Park Project	December 2025	\$20,000,000	\$20,000,000	\$20,000,000	\$0	\$19,996,519
114	Classrooms Relocation	<b>Completed</b>	\$0	\$7,286,719	\$7,286,719	\$0	\$0
124	Parking Structure 3 Improvement Project	June 2025	\$0	\$1,500,000	\$1,500,000	\$0	\$1,381,256
125	Gender Neutral Bathrooms	June 2025	\$0	\$3,500,000	\$3,500,000	\$0	\$3,292,204
126	Athletic Facilities	June 2026	\$0	\$20,325,749	\$20,325,749	\$0	\$17,354,346
115	TBD	On-Going	\$57,271,585	\$0	\$0	\$0	\$0
120	Other Bond Related Expenses	On-Going	\$300,000	\$300,000	\$300,000	\$0	\$55,446
121	Cost of Issuance	<b>Completed</b>	\$800,000	\$744,152	\$744,152	\$0	\$0
122	Management Reserve	On-Going	\$28,000,000	\$17,756,836	\$17,756,836	\$0	\$17,756,836
123	Unissuable Bond	On-Going	\$0	\$0	\$0	\$0	\$0
	<b>Project Totals</b>		<b>\$345,000,000</b>	<b>\$345,000,000</b>	<b>\$345,000,000</b>	<b>\$0</b>	<b>\$161,735,381</b>



SANTA MONICA COMMUNITY COLLEGE DISTRICT  
**Measure V Project Schedule**  
 As of September 30, 2024

MEASURE V

	Project Name	Completion	2020	2021	2022	2023	2024	2025	2026
101	Replacement Math and Science Extension Building	November 2024	<span style="background-color: yellow;">■</span>	<span style="background-color: blue;">■</span>	<span style="background-color: blue;">■</span>	<span style="background-color: blue;">■</span>	<span style="background-color: blue;">■</span>		
102	Student Services	Completed							
103	Malibu Center	Completed							
104	Early Childhood Development/Childcare	Completed							
105	Art Building Replacement	December 2025	<span style="background-color: yellow;">■</span>	<span style="background-color: yellow;">■</span>	<span style="background-color: blue;">■</span>	<span style="background-color: blue;">■</span>	<span style="background-color: blue;">■</span>	<span style="background-color: blue;">■</span>	
106	Business Building Renovation	On-Going				<span style="background-color: yellow;">■</span>	<span style="background-color: yellow;">■</span>	<span style="background-color: yellow;">■</span>	<span style="background-color: yellow;">■</span>
107	Air Conditioning	Completed							
108	ADA	On-Going							
109	Master Planning	December 2024	<span style="background-color: blue;">■</span>	<span style="background-color: blue;">■</span>	<span style="background-color: blue;">■</span>	<span style="background-color: blue;">■</span>	<span style="background-color: blue;">■</span>		
110	Drescher Hall Modernization	On-Going							
111	Outdoor Classroom	Completed							
112	John Adams SMMUSD	Completed							
113	City of Santa Monica	On-Going							
114	Classrooms Relocation	Completed							
124	Parking Structure 3 Improvement Project	June 2025			<span style="background-color: yellow;">■</span>	<span style="background-color: yellow;">■</span>	<span style="background-color: yellow;">■</span>	<span style="background-color: blue;">■</span>	
125	Gender Neutral Bathrooms	June 2025			<span style="background-color: yellow;">■</span>	<span style="background-color: yellow;">■</span>	<span style="background-color: yellow;">■</span>	<span style="background-color: blue;">■</span>	
126	Athletic Facilities	June 2026				<span style="background-color: yellow;">■</span>	<span style="background-color: yellow;">■</span>	<span style="background-color: blue;">■</span>	<span style="background-color: blue;">■</span>
127	Memorial Park Project	December 2026					<span style="background-color: yellow;">■</span>	<span style="background-color: blue;">■</span>	<span style="background-color: blue;">■</span>
115	TBD	On-Going							
120	Other Bond Related Expenses	On-Going							
121	Cost of Issuance	On-Going							
122	Management Reserve	On-Going							
123	Unissuable Bond	On-Going							
			<span style="background-color: yellow;">■</span>	<span style="background-color: blue;">■</span>					
			In Planning	In Construction					

SANTA MONICA COMMUNITY COLLEGE DISTRICT  
 MEASURE V EXPENDITURES - FUND 42.5  
 as of September 30, 2024

MEASURE V

Projects	Budget	17/18 Final	18/19 Final	19/20 Final	20/21 Final	21/22 Final	22/23 Final	23/24 Final	24/25 (3 mos)	Combined Totals
<b>V 7100090</b>										
<b>Replacement Math and Science Extension Building (101)</b>										
Supplies		\$0	\$0	\$0	\$0	\$0	\$0	\$45,668	\$4,632	\$50,299
Legal		\$0	\$0	\$0	\$0	\$0	\$2,101	\$0	\$0	\$2,101
Software Support		\$0	\$0	\$0	\$0	\$0	\$0	\$15,799	\$0	\$15,799
Other Contract Services		\$0	\$0	\$0	\$0	\$0	\$0	\$0	\$0	\$0
Moving Services		\$0	\$0	\$67,242	\$0	\$0	\$0	\$32,900	\$0	\$100,142
Building & Additions		\$675	\$12,987	\$2,633	\$3,697,529	\$13,243,628	\$21,826,672	\$7,685,475	\$1,100,226	\$47,569,824
Architect		\$2,047,911	\$14,446	\$229,267	\$653,770	\$552,565	\$688,244	\$410,466	\$114,237	\$4,710,907
Engineering		\$0	\$0	\$19,622	\$6,966	\$10,940	\$0	\$25,926	\$0	\$63,455
Inspection & Testing		\$30,804	\$44,077	\$60,666	\$225,542	\$919,688	\$632,956	\$510,761	\$23,265	\$2,447,759
Project Management		\$130,874	\$617,805	\$347,350	\$474,483	\$866,097	\$503,615	\$747,805	\$61,863	\$3,749,892
Cap Equipment		\$0	\$0	\$0	\$0	\$0	\$0	\$774,548	\$734	\$775,282
Non-Cap Equipment		\$0	\$0	\$0	\$0	\$0	\$90,431	\$1,914,731	\$49,467	\$2,054,629
<b>Total</b>		<b>\$2,210,264</b>	<b>\$689,315</b>	<b>\$726,781</b>	<b>\$5,058,290</b>	<b>\$15,592,919</b>	<b>\$23,744,019</b>	<b>\$12,164,078</b>	<b>\$1,354,423</b>	<b>\$61,540,089</b>
Project Budget	\$124,958,336	<b>Received</b>								
Less Other Funding	\$42,640,344	\$39,583,344	<b>* Other Funding Source:</b>							
Net	\$82,317,992	1) Measure U \$308,336 2) Measure AA \$2,244,008 allocated								
Actual Measure V Expenditures	\$61,540,089	3) State of California \$40,088,000 allocated								
Running Balance	\$20,777,903									

<b>V 7100142</b>										
<b>Student Services Building (102)</b>										
Supplies		\$0	\$71,445	\$38,162	\$0	\$0	\$0	\$0	\$0	\$109,607
Other Contract Services		\$0	\$0	\$59,784	\$6,935	\$0	\$0	\$0	\$0	\$66,719
Consultants		\$0	\$0	\$687	\$0	\$0	\$0	\$0	\$0	\$687
Software Support		\$0	\$189,120	\$0	\$0	\$0	\$0	\$0	\$0	\$189,120
Moving Services		\$0	\$55,062	\$9,056	\$0	\$0	\$0	\$0	\$0	\$64,118
Building & Additions		\$0	\$12,355,060	\$4,201,966	\$355,441	\$0	\$75,811	\$469,935	\$0	\$17,458,214
Architect		\$0	\$419,829	\$530,797	\$186,296	\$27,836	\$13,527	\$6,640	\$0	\$1,184,924
Engineering		\$0	\$140,458	\$67,481	\$0	\$0	\$0	\$0	\$0	\$207,939
Inspection & Testing		\$55,202	\$296,732	\$131,128	\$21,146	\$0	\$26,636	\$50,663	\$0	\$581,507
Project Management		\$0	\$900,333	\$219,425	\$85,310	\$13,020	\$0	\$21,706	\$342	\$1,240,135
Cap Equipment		\$0	\$1,565,928	\$90,915	\$0	\$0	\$0	\$0	\$0	\$1,656,844
Non-Cap Equipment		\$0	\$2,279,541	\$196,313	\$37,790	\$0	\$0	\$0	\$0	\$2,513,644
<b>Total</b>		<b>\$55,202</b>	<b>\$18,273,508</b>	<b>\$5,545,714</b>	<b>\$692,918</b>	<b>\$40,856</b>	<b>\$115,974</b>	<b>\$548,944</b>	<b>\$342</b>	<b>\$25,273,457</b>
Project Budget	\$124,372,370	<b>Received</b>	<b>* Other Funding Source:</b>							
Less Other Funding	\$96,599,255	\$96,599,255	1) State of California \$1,321,000 received							
Net	\$27,773,115	2) Measure U \$21,131,135 3) Measure S 45,595,322,								
Actual Measure V Expenditures	\$25,273,457	4) Measure AA \$6,870,490 allocated								
Running Balance	\$2,499,658	5) Measure U, S & AA interests \$21,681,308 allocated								

SANTA MONICA COMMUNITY COLLEGE DISTRICT  
 MEASURE V EXPENDITURES - FUND 42.5  
 as of September 30, 2024

MEASURE V

Projects	Budget	17/18 Final	18/19 Final	19/20 Final	20/21 Final	21/22 Final	22/23 Final	23/24 Final	24/25 (3 mos)	Combined Totals
<i>V 7100015</i>										
<b>Malibu Site Acquisition and Center (103)</b>										
Supplies		\$0	\$0	\$0	\$0	\$0	\$11,134	\$1,970	\$0	\$13,104
Software Support		\$0	\$0	\$0	\$0	\$0	\$8,281	\$8,927	\$0	\$17,207
Legal		\$0	\$0	\$0	\$0	\$0	\$181,450	\$114,381	\$13,202	\$309,034
Other Contract Services		\$0	\$0	\$2,713	\$38,163	\$0	\$136,245	\$6,123	\$0	\$183,244
Consultants		\$0	\$0	\$0	\$0	\$0	\$51,422	\$75,130	\$0	\$126,552
Moving Services		\$0	\$0	\$0	\$0	\$0	\$23,871	\$0	\$0	\$23,871
Building & Additions		\$0	\$0	\$2,642,861	\$3,388,666	\$8,734,478	\$7,418,550	\$1,277,493	\$0	\$23,462,048
Architect		\$0	\$0	\$0	\$155,448	\$493,355	\$262,129	\$182,997	\$0	\$1,093,929
Engineering		\$0	\$0	\$8,482	\$0	\$15,268	\$8,641	\$0	\$0	\$32,392
Inspection & Testing		\$0	\$0	\$51,754	\$633,723	\$511,002	\$159,283	\$6,198	\$0	\$1,361,958
Project Management		\$0	\$0	\$49,588	\$581,175	\$626,405	\$406,040	\$93,407	\$0	\$1,756,615
Cap Equipment		\$0	\$0	\$0	\$0	\$0	\$60,513	\$12,953	\$0	\$73,466
Non-Cap Equipment		\$0	\$0	\$0	\$0	\$12,015	\$535,594	\$27,190	\$22,956	\$597,754
<b>Total</b>		<b>\$0</b>	<b>\$0</b>	<b>\$2,755,398</b>	<b>\$4,797,174</b>	<b>\$10,392,522</b>	<b>\$9,263,151</b>	<b>\$1,806,768</b>	<b>\$36,158</b>	<b>\$29,051,172</b>
Project Budget	\$61,985,779									
Less Other Funding	\$27,427,359									
Net	\$34,558,420									
Actual Measure V Expenditures	\$29,051,172									
Running Balance	\$5,507,248									
<b>* Other Funding Source:</b>										
1) Measure S \$25,132,568										
2) Interest Allocated \$2,294,791										

<i>V 7100104</i>										
<b>Early Childhood Development/Childcare (104)</b>										
Supplies		\$0	\$0	\$35,150	\$5,332	-\$500	-\$96	\$96	\$0	\$39,982
Other Contract Services		\$0	\$0	\$35,344	\$15,128	\$0	\$0	-\$3,744	\$0	\$46,728
Consultants		\$0	\$0	\$16	\$0	\$0	\$0	\$0	\$0	\$16
Software Support		\$0	\$0	\$6,158	\$0	\$5,677	\$5,677	\$1,656	\$1,656	\$20,825
Legal		\$0	\$0	\$96	\$0	\$0	\$0	\$0	\$0	\$96
Building & Additions		\$0	\$0	\$8,879,770	\$1,603,432	\$0	\$73,242	\$36,783	\$65,186	\$10,658,413
Architect		\$0	\$0	\$262,660	\$275,924	\$105,158	\$27,846	\$17,751	\$0	\$689,339
Engineering		\$0	\$0	\$19,448	\$0	\$15,550	\$3,149	\$750	\$0	\$38,896
Inspection & Testing		\$0	\$0	\$349,661	\$135,767	\$3,700	\$13,249	\$3,290	\$0	\$505,667
Project Management		\$0	\$0	\$384,279	\$384,714	\$2,144	\$0	\$0	\$0	\$771,137
Cap Equipment		\$0	\$0	\$32,448	\$0	\$0	\$0	\$0	\$0	\$32,448
Non-Cap Equipment		\$0	\$0	\$328,242	\$92,913	\$0	\$0	\$10,897	\$0	\$432,052
<b>Total</b>		<b>\$0</b>	<b>\$0</b>	<b>\$10,333,272</b>	<b>\$2,513,210</b>	<b>\$131,730</b>	<b>\$123,066</b>	<b>\$67,479</b>	<b>\$66,842</b>	<b>\$13,235,599</b>
Project Budget	\$30,925,771		<i>Received</i>							
Less Other Funding	\$15,520,254		\$15,520,254							
Net	\$15,405,517									
Actual Measure V Expenditures	\$13,235,599									
Running Balance	\$2,169,918									
<b>* Other Funding Source:</b>										
1) City of Santa Monica \$6,661,598 committed										
2) Measure S \$8,858,656 allocated										

SANTA MONICA COMMUNITY COLLEGE DISTRICT  
 MEASURE V EXPENDITURES - FUND 42.5  
 as of September 30, 2024

MEASURE V

Projects	Budget	17/18 Final	18/19 Final	19/20 Final	20/21 Final	21/22 Final	22/23 Final	23/24 Final	24/25 (3 mos)	Combined Totals
<b>V 7100240</b>										
<b>Art Complex (105)</b>										
Legal		\$0	\$0	\$14,811	\$0	\$0	\$11,547	\$0	\$0	\$26,359
Other Contract Services		\$0	\$0	\$0	\$0	\$0	\$0	\$1,213	\$0	\$1,213
Consultants		\$0	\$0	\$20,991	\$40,710	\$1,344	\$0	\$0	\$0	\$63,045
Moving Services		\$0	\$0	\$0	\$0	\$0	\$0	\$0	\$0	\$0
Building & Additions		\$184	\$407,369	\$3,040	\$0	\$1,791	\$108,857	\$6,498,430	\$1,573,968	\$8,593,455
Architect		\$0	\$0	\$39,542	\$569,178	\$28,572	\$85,055	\$74,971	\$0	\$797,318
Engineering		\$0	\$0	\$0	\$0	\$40,750	\$0	\$13,630	\$0	\$54,380
Inspection & Testing		\$0	\$35,495	\$25,052	\$43,653	\$45,227	\$12,852	\$474,345	\$97,935	\$734,560
Project Management		\$0	\$1,600	\$85,708	\$85,978	\$184,706	\$117,875	\$424,477	\$38,792	\$939,135
Cap Equipment		\$0	\$0	\$0	\$0	\$0	\$0	\$0	\$0	\$0
Non-Cap Equipment		\$0	\$0	\$0	\$0	\$0	\$0	\$0	\$0	\$0
<b>Total</b>		<b>\$184</b>	<b>\$444,464</b>	<b>\$189,143</b>	<b>\$739,518</b>	<b>\$302,390</b>	<b>\$336,186</b>	<b>\$7,487,066</b>	<b>\$1,710,695</b>	<b>\$11,209,647</b>
Project Budget	\$63,433,040	<b>Received</b>								
Less Other Funding	\$10,901,000	\$4,626,297	<b>* Other Funding Source:</b>							
Net	\$52,532,040	1) State of California \$6,274,703 pending								
Actual Measure V Expenditures	\$11,209,647									
Running Balance	\$41,322,393									
<b>V 7100243</b>										
<b>Business Building Replacement (106)</b>										
Legal		\$0	\$0	\$0	\$0	\$0	\$0	\$0	\$0	\$0
Other Contract Services		\$0	\$0	\$0	\$0	\$0	\$0	\$0	\$0	\$0
Consultants		\$0	\$0	\$0	\$0	\$0	\$0	\$0	\$0	\$0
Moving Services		\$0	\$0	\$0	\$0	\$0	\$0	\$0	\$0	\$0
Building & Additions		\$0	\$0	\$0	\$0	\$0	\$0	\$0	\$0	\$0
Architect		\$0	\$0	\$0	\$0	\$0	\$0	\$0	\$0	\$0
Engineering		\$0	\$0	\$0	\$0	\$0	\$0	\$0	\$0	\$0
Inspection & Testing		\$0	\$0	\$0	\$0	\$0	\$0	\$0	\$0	\$0
Project Management		\$0	\$0	\$3,400	\$0	\$0	\$0	\$0	\$0	\$3,400
Cap Equipment		\$0	\$0	\$0	\$0	\$0	\$0	\$0	\$0	\$0
Non-Cap Equipment		\$0	\$0	\$0	\$0	\$0	\$0	\$0	\$0	\$0
<b>Total</b>		<b>\$0</b>	<b>\$0</b>	<b>\$3,400</b>	<b>\$0</b>	<b>\$0</b>	<b>\$0</b>	<b>\$0</b>	<b>\$0</b>	<b>\$3,400</b>
Project Budget	\$25,017,000	<b>Received</b>								
Less Other Funding	\$12,470,000	\$0	<b>* Other Funding Source:</b>							
Net	\$12,547,000	1) State Funding \$12,470,000								
Actual Measure V Expenditures	\$3,400									
Running Balance	\$12,543,600									



SANTA MONICA COMMUNITY COLLEGE DISTRICT  
 MEASURE V EXPENDITURES - FUND 42.5  
 as of September 30, 2024

MEASURE V

Projects	Budget	17/18 Final	18/19 Final	19/20 Final	20/21 Final	21/22 Final	22/23 Final	23/24 Final	24/25 (3 mos)	Combined Totals
<i>V 7100188</i>										
<b>Air Conditioning (107)</b>										
Other Contract Services		\$0	\$0	\$0	\$0	\$0	\$0	\$0	\$0	\$0
Consultants		\$0	\$0	\$0	\$0	\$0	\$0	\$0	\$0	\$0
Building & Additions		\$0	\$0	\$2,451	\$7,537,201	\$733,457	\$0	\$0	\$0	\$8,273,110
Architect		\$0	\$79,000	\$0	\$0	\$39,872	\$3,280	\$0	\$0	\$122,152
Engineering		\$417,960	\$217,966	\$26,992	\$81,868	\$109,823	\$3,375	\$0	\$0	\$857,984
Inspection & Testing		\$0	\$54,810	\$776	\$253,936	\$125,639	\$0	\$0	\$0	\$435,160
Project Management		\$4,370	\$4,570	\$35,700	\$365,350	\$32,340	\$0	\$0	\$0	\$442,330
<b>Total</b>		<b>\$422,330</b>	<b>\$356,346</b>	<b>\$65,919</b>	<b>\$8,238,355</b>	<b>\$1,041,132</b>	<b>\$6,655</b>	<b>\$0</b>	<b>\$0</b>	<b>\$10,130,737</b>
Project Budget	\$10,130,737									
Less Other Funding	\$0									
Net	\$10,130,737									
Actual Measure V Expenditures	\$10,130,737									
Running Balance	\$0									

<i>V 7100004</i>										
<b>Master Plan (109)</b>										
Legal		\$0	\$0	\$0	\$0	\$0	\$0	\$11,183	\$3,173	\$14,355
Other Contract Services		\$0	\$0	\$0	\$0	\$0	\$0	\$0	\$0	\$0
Consultants		\$0	\$0	\$0	\$0	\$48,000	\$0	\$0	\$0	\$48,000
Advertising		\$0	\$641	\$0	\$0	\$0	\$0	\$0	\$0	\$641
Architect		\$0	\$112,073	\$528,182	\$37,861	\$0	\$52,150	\$118,822	\$0	\$849,088
Engineering		\$0	\$0	\$0	\$0	\$0	\$0	\$0	\$0	\$0
Inspection & Testing		\$0	\$0	\$0	\$0	\$0	\$0	\$0	\$0	\$0
Project Management		\$0	\$3,800	\$1,100	\$0	\$0	\$0	\$0	\$0	\$4,900
<b>Total</b>		<b>\$0</b>	<b>\$116,515</b>	<b>\$529,282</b>	<b>\$37,861</b>	<b>\$48,000</b>	<b>\$52,150</b>	<b>\$130,004</b>	<b>\$3,173</b>	<b>\$916,984</b>
Project Budget	\$1,000,000									
Less Other Funding	\$0									
Net	\$1,000,000									
Actual Measure V Expenditures	\$916,984									
Running Balance	\$83,016									

<i>V 7100237</i>										
<b>Outdoor Classroom (111)</b>										
Other Contract Services		\$0	\$0	\$0	\$0	\$0	\$0	\$0	\$0	\$0
Building & Additions		\$0	\$0	\$0	\$0	\$0	\$0	\$0	\$0	\$0
Architect		\$100,000	\$102,023	\$102,495	\$0	\$0	\$0	\$0	\$0	\$304,518
Engineering		\$0	\$0	\$0	\$0	\$0	\$0	\$0	\$0	\$0
Inspection & Testing		\$0	\$0	\$0	\$0	\$0	\$0	\$0	\$0	\$0
Project Management		\$0	\$17,205	\$0	\$0	\$0	\$0	\$0	\$0	\$17,205
<b>Total</b>		<b>\$100,000</b>	<b>\$119,228</b>	<b>\$102,495</b>	<b>\$0</b>	<b>\$0</b>	<b>\$0</b>	<b>\$0</b>	<b>\$0</b>	<b>\$321,723</b>
Project Budget	\$321,723									
Less Other Funding	\$0									
Net	\$321,723									
Actual Measure V Expenditures	\$321,723									
Running Balance	\$0									

SANTA MONICA COMMUNITY COLLEGE DISTRICT  
 MEASURE V EXPENDITURES - FUND 42.5  
 as of September 30, 2024

MEASURE V

Projects	Budget	17/18 Final	18/19 Final	19/20 Final	20/21 Final	21/22 Final	22/23 Final	23/24 Final	24/25 (3 mos)	Combined Totals
<b>V 7100268</b>										
<b>Parking Structure 3 Imp Project (124)</b>										
Other Contract Services		\$0	\$0	\$0	\$0	\$0	\$0	\$0	\$0	\$0
Building & Additions		\$0	\$0	\$0	\$0	\$0	\$0	\$0	\$0	\$0
Architect		\$0	\$0	\$0	\$0	\$0	\$26,282	\$89,168	\$3,294	\$118,744
Engineering		\$0	\$0	\$0	\$0	\$0	\$0	\$0	\$0	\$0
Inspection & Testing		\$0	\$0	\$0	\$0	\$0	\$0	\$0	\$0	\$0
Project Management		\$0	\$0	\$0	\$0	\$0	\$0	\$0	\$0	\$0
<b>Total</b>		<b>\$0</b>	<b>\$0</b>	<b>\$0</b>	<b>\$0</b>	<b>\$0</b>	<b>\$26,282</b>	<b>\$89,168</b>	<b>\$3,294</b>	<b>\$118,744</b>
Project Budget	\$1,500,000									
Less Other Funding	\$0									
Net	\$1,500,000									
Actual Measure V Expenditures	\$118,744									
Running Balance	\$1,381,256									
<b>V 7100270</b>										
<b>Gender Neutral Bathroom Project (125)</b>										
Other Contract Services		\$0	\$0	\$0	\$0	\$0	\$0	\$0	\$0	\$0
Building & Additions		\$0	\$0	\$0	\$0	\$0	\$0	\$0	\$0	\$0
Architect		\$0	\$0	\$0	\$0	\$0	\$46,298	\$124,472	\$3,695	\$174,465
Engineering		\$0	\$0	\$0	\$0	\$0	\$0	\$0	\$0	\$0
Inspection & Testing		\$0	\$0	\$0	\$0	\$0	\$13,490	\$19,841	\$0	\$33,331
Project Management		\$0	\$0	\$0	\$0	\$0	\$0	\$0	\$0	\$0
<b>Total</b>		<b>\$0</b>	<b>\$0</b>	<b>\$0</b>	<b>\$0</b>	<b>\$0</b>	<b>\$59,788</b>	<b>\$144,314</b>	<b>\$3,695</b>	<b>\$207,796</b>
Project Budget	\$3,500,000									
Less Other Funding	\$0									
Net	\$3,500,000									
Actual Measure V Expenditures	\$207,796									
Running Balance	\$3,292,204									
<b>V 7100271</b>										
<b>Athletic Facilities (126)</b>										
Consultants							\$0	\$13,455	\$0	\$13,455
Legal		\$0	\$0	\$0	\$0	\$0	\$9,431	\$23,684	\$0	\$33,114
Other Contract Services		\$0	\$0	\$0	\$0	\$0	\$0	\$0	\$0	\$0
Land Acquisition							\$0	\$2,194,154	\$0	\$2,194,154
Building & Additions		\$0	\$0	\$0	\$0	\$0	\$0	\$0	\$0	\$0
Architect		\$0	\$0	\$0	\$0	\$0	\$0	\$583,655	\$71,700	\$655,355
Engineering		\$0	\$0	\$0	\$0	\$0	\$0	\$0	\$0	\$0
Inspection & Testing		\$0	\$0	\$0	\$0	\$0	\$0	\$49,069	\$26,255	\$75,324
Project Management		\$0	\$0	\$0	\$0	\$0	\$0	\$0	\$0	\$0
<b>Total</b>		<b>\$0</b>	<b>\$0</b>	<b>\$0</b>	<b>\$0</b>	<b>\$0</b>	<b>\$9,431</b>	<b>\$2,864,017</b>	<b>\$97,955</b>	<b>\$2,971,403</b>
Project Budget	\$20,325,749									
Less Other Funding	\$0									
Net	\$20,325,749									
Actual Measure V Expenditures	\$2,971,403									
Running Balance	\$17,354,346									

SANTA MONICA COMMUNITY COLLEGE DISTRICT  
 MEASURE V EXPENDITURES - FUND 42.5  
 as of September 30, 2024

MEASURE V

Projects	Budget	17/18 Final	18/19 Final	19/20 Final	20/21 Final	21/22 Final	22/23 Final	23/24 Final	24/25 (3 mos)	Combined Totals
<i>V 7100272</i>										
<b>Memorial Park Project (113)</b>										
Legal		\$0	\$0	\$0	\$0	\$0	\$3,481	\$0	\$0	\$3,481
Other Contract Services		\$0	\$0	\$0	\$0	\$0	\$0	\$0	\$0	\$0
Building & Additions		\$0	\$0	\$0	\$0	\$0	\$0	\$0	\$0	\$0
Architect		\$0	\$0	\$0	\$0	\$0	\$0	\$0	\$0	\$0
Engineering		\$0	\$0	\$0	\$0	\$0	\$0	\$0	\$0	\$0
Inspection & Testing		\$0	\$0	\$0	\$0	\$0	\$0	\$0	\$0	\$0
Project Management		\$0	\$0	\$0	\$0	\$0	\$0	\$0	\$0	\$0
<b>Total</b>		<b>\$0</b>	<b>\$0</b>	<b>\$0</b>	<b>\$0</b>	<b>\$0</b>	<b>\$3,481</b>	<b>\$0</b>	<b>\$0</b>	<b>\$3,481</b>
Project Budget	\$20,000,000									
Less Other Funding	\$0									
Net	\$20,000,000									
Actual Measure V Expenditures	\$3,481									
Running Balance	\$19,996,519									

<i>V 7100273</i>										
<b>Drescher Hall Modernization Project (110)</b>										
Legal		\$0	\$0	\$0	\$0	\$0	\$0	\$0	\$0	\$0
Other Contract Services		\$0	\$0	\$0	\$0	\$0	\$0	\$0	\$0	\$0
Building & Additions		\$0	\$0	\$0	\$0	\$0	\$0	\$0	\$0	\$0
Architect		\$0	\$0	\$0	\$0	\$0	\$0	\$4,962	\$0	\$4,962
Engineering		\$0	\$0	\$0	\$0	\$0	\$0	\$0	\$0	\$0
Inspection & Testing		\$0	\$0	\$0	\$0	\$0	\$0	\$0	\$0	\$0
Project Management		\$0	\$0	\$0	\$0	\$0	\$0	\$0	\$0	\$0
<b>Total</b>		<b>\$0</b>	<b>\$0</b>	<b>\$0</b>	<b>\$0</b>	<b>\$0</b>	<b>\$0</b>	<b>\$4,962</b>	<b>\$0</b>	<b>\$4,962</b>
Project Budget	\$13,000,000									
Less Other Funding	\$0									
Net	\$13,000,000									
Actual Measure V Expenditures	\$4,962									
Running Balance	\$12,995,038									

<i>V 7100243</i>										
<b>Classrooms Relocation (114)</b>										
Supplies		\$0	\$0	\$0	\$0	\$11,963	\$0	\$0	\$0	\$11,963
Other Contract Services		\$0	\$0	\$0	\$0	\$0	\$0	\$0	\$0	\$0
Building & Additions		\$0	\$3,467	\$5,709,329	\$391,967	\$0	\$0	\$0	\$0	\$6,104,763
Supplies		\$0	\$0	\$4,982	\$0	\$0	\$0	\$0	\$0	\$4,982
Architect		\$0	\$184,434	\$78,179	\$92,082	\$0	\$0	\$0	\$0	\$354,695
Engineering		\$0	\$0	\$0	\$0	\$0	\$0	\$0	\$0	\$0
Inspection & Testing		\$0	\$16,795	\$115,194	\$25,996	\$0	\$0	\$0	\$0	\$157,985
Project Management		\$0	\$61,520	\$476,831	\$55,650	\$0	\$0	\$0	\$0	\$594,001
Non-Cap Equipment		\$0	\$0	\$58,331	\$0	\$0	\$0	\$0	\$0	\$58,331
<b>Total</b>		<b>\$0</b>	<b>\$266,216</b>	<b>\$6,442,846</b>	<b>\$565,695</b>	<b>\$11,963</b>	<b>\$0</b>	<b>\$0</b>	<b>\$0</b>	<b>\$7,286,719</b>
Project Budget	\$7,286,719									
Less Other Funding	\$0									
Net	\$7,286,719									
Actual Measure V Expenditures	\$7,286,719									
Running Balance	\$0									

SANTA MONICA COMMUNITY COLLEGE DISTRICT  
 MEASURE V EXPENDITURES - FUND 42.5  
 as of September 30, 2024

MEASURE V

Projects	Budget	17/18 Final	18/19 Final	19/20 Final	20/21 Final	21/22 Final	22/23 Final	23/24 Final	24/25 (3 mos)	Combined Totals
V 7100255										
<b>John Adams MS Auditorium - SMMUSD (112)</b>										
Building and Additions		\$0	\$0	\$0	\$15,000,000	\$5,000,000	\$0	\$0	\$0	\$20,000,000
<b>Total</b>		<b>\$0</b>	<b>\$0</b>	<b>\$0</b>	<b>\$15,000,000</b>	<b>\$5,000,000</b>	<b>\$0</b>	<b>\$0</b>	<b>\$0</b>	<b>\$20,000,000</b>
Project Budget	\$20,000,000									
Less Other Funding	\$0									
Net	\$20,000,000									
Actual Measure V Expenditures	\$20,000,000									
Running Balance	\$0									
S7100048										
<b>Other Bond Related Expenses (116)</b>										
Consultants		\$0	\$0	\$0	\$0	\$0	\$0	\$0	\$0	\$0
Lease/Rental		\$0	\$13,590	\$18,171	\$6,814	\$0	\$0	\$0	\$0	\$38,576
Supplies		\$0	\$0	\$0	\$0	\$0	\$0	\$0	\$0	\$0
Legal		\$0	\$0	\$0	\$0	\$0	\$0	\$0	\$0	\$0
Software License		\$0	\$0	\$0	\$0	\$0	\$0	\$0	\$0	\$0
Advertising		\$0	\$0	\$0	\$770	\$900	\$0	\$0	\$0	\$1,670
Other Contract Services		\$0	\$0	\$0	\$0	\$0	\$0	\$0	\$0	\$0
Building & Additions		\$184	\$191,065	\$0	\$0	\$0	\$0	\$0	\$0	\$191,249
Inspection & Testing		\$0	\$13,060	\$0	\$0	\$0	\$0	\$0	\$0	\$13,060
Project Management		\$0	\$0	\$0	\$0	\$0	\$0	\$0	\$0	\$0
Cap Equipment		\$0	\$0	\$0	\$0	\$0	\$0	\$0	\$0	\$0
Non-Cap Equipment		\$0	\$0	\$0	\$0	\$0	\$0	\$0	\$0	\$0
<b>Total</b>		<b>\$184</b>	<b>\$217,715</b>	<b>\$18,171</b>	<b>\$7,584</b>	<b>\$900</b>	<b>\$0</b>	<b>\$0</b>	<b>\$0</b>	<b>\$244,554</b>
Project Budget	\$300,000									
Less Other Funding	\$0									
Net	\$300,000									
Actual Measure V Expenditures	\$244,554									
Running Balance	\$55,446									



SANTA MONICA COMMUNITY COLLEGE DISTRICT  
 MEASURE V EXPENDITURES - FUND 42.5  
 as of September 30, 2024

MEASURE V

Projects	Budget	17/18 Final	18/19 Final	19/20 Final	20/21 Final	21/22 Final	22/23 Final	23/24 Final	24/25 (3 mos)	Combined Totals
<b>Cost of Issuance (117)</b>										
Cost of Issuance		\$291,277	\$0	\$0	\$0	\$452,875	\$0	\$0	\$0	\$744,152
<b>Total</b>		<b>\$291,277</b>	<b>\$0</b>	<b>\$0</b>	<b>\$0</b>	<b>\$452,875</b>	<b>\$0</b>	<b>\$0</b>	<b>\$0</b>	<b>\$744,152</b>
Project Budget	\$744,152									
Less Other Funding	\$0									
Net	\$744,152									
Actual Measure V Expenditures	\$744,152									
Running Balance	\$0									

<b>Grand Total</b>		<b>\$3,079,440</b>	<b>\$20,483,307</b>	<b>\$26,712,421</b>	<b>\$37,650,605</b>	<b>\$33,015,286</b>	<b>\$33,740,184</b>	<b>\$25,306,800</b>	<b>\$3,276,576</b>	<b>\$183,264,619</b>
--------------------	--	--------------------	---------------------	---------------------	---------------------	---------------------	---------------------	---------------------	--------------------	----------------------

**SMC Bond Program  
(Measures U, S, AA and V)  
Bond Contractor List as of 9-30-2024**

---

**Student Services (Measure U #0, Measure S #9, Measure AA #120, Measure V #102):**

---

Architect – Steinberg Architects, Morris Architects, SVA Architects  
Contractor – Minco, Bernards Brothers, Spinitar, Nazerian  
Engineering – IVA, Cogent Energy Engineering, XL Fire  
Inspection & Testing – Geolabs, BTC Labs - Vertical V, Peak Survey, LPI  
Rango, Twining, AGE  
Project Management – LPI, YNL, Vanir

**Replacement Health/PE/Fitness/Dance Building (Measure S #4, Measure AA #104):**

---

Architect – Gensler Architects  
Contractor – Bernards Brothers  
Engineering – IVA, Glumac  
Inspection & Testing – Geolabs, Ellis Environmental, Twining, Rango  
Inspection, AGE  
Project Management – LPI

**Early Childhood Development (Measure S #5, Measure V #104):**

---

Architect – Carde Ten Architects, SVA Architects  
Consultant – Child Educational Center  
Contractor – The Nazerian Group, USA Shade  
Engineering – Jacobs  
Inspection & Testing – Geolabs, Rango Inspection, Twining  
Project Management – LPI, Vanir, YNL

**Malibu Site (Measure S #6, Measure AA #110, Measure V #103):**

---

Architect – Quatro Design Group (QDG)  
Contractor – Master Contracting, Icon West  
Consultant – m2 Strategic, Parker Environmental, M6 Consultants  
Engineering – Ensitu Services, Jacobs, CNA  
Inspection & Testing – Peak Surveys, Ellis Environmental, JL Inspection, Ninyo  
& Moore, Geolabs, Twining, B2E  
Project Management – LPI, M6 Strategic, Vanir, YNL

**Energy Efficiency Projects (Measure S #7, Measure AA #113):**

---

Architect – N/A  
Contractor – Compass Energy Solutions, Johnson Controls  
Engineering – Compass Energy Solutions, Johnson Controls  
Inspection & Testing – Ellis Environmental

**Environmental Performance (Measure AA #101):**

---

Architect – Kishimoto Architects  
Contractor – SJ Amoroso Construction  
Engineering – P2S Engineering  
Inspection & Testing – Cannon, Peak Surveys  
Project Management – LPI

**Information Technology Relocation (Measure AA #102):**

---

Architect – Morris Architects  
Contractor – Minco, Bernards Brothers, Eidim AV Technology  
Engineering – IVA, P2S Engineering  
Inspection & Testing – Cannon, Peak Surveys, Geolabs, Ellis Environmental,  
Twining, JL Inspection, Rango  
Project Management – LPI, CCS Presentation

**Media and Technology Complex (Measure AA #103):**

---

Architect – Clive Wilkinson Architects, Morris Architects  
Contractor – H.B. Parkco Construction, Fast Track Construction, CW  
Driver, Dimension Data, Key Code Media, Omega  
Construction  
Consultant – EEG Services  
Engineering – IVA, P2S Engineering  
Inspection & Testing – Twining, Geolabs, BTC Labs – Vertical V,  
JL Inspection, EEG Services, Ellis Environmental, Rango,  
Cannon  
Project Management – LPI

**Madison East Wing Seismic Upgrade (Measure AA #107):**

---

Architect – DLR Group – WWCOT, LPI  
Contractor – Trimax, Bernards Brothers, Dimension Data  
Engineering – IVA, Glumac  
Inspection & Testing – Twining, Peak Surveys, LPI, All Group Engineering, EEG  
Services, Ellis Environmental  
Project Management – LPI

**Business & Facilities Infrastructure (Measure AA #111):**

---

Architect – LPI, Gwynne Pugh Urban Studio  
Contractor – REC+S, Inc., Omega Construction,  
Concept Consultant, Inc.  
Engineering – N/A  
Inspection & Testing – Ellis Environmental, JL Inspection  
Project Management – LPI

**Community Classroom & Facility Project (Measure AA #114)**

---

Architect – Morris Architects  
Contractor – Waisman Construction, Spinitar, Trimax  
Engineering – IVA  
Inspection & Testing – LPI, Twining  
Project Management – LPI

**Roadways, walkways, Grounds, Parking Lots, and Garages (Measure AA #116)**

---

Architect – LPI, DLR Group - WWCOT  
Contractor – Trimax, Pub Construction  
Consultant – Walker Parking  
Engineering – MK Engineering  
Inspection & Testing – Ellis Environmental, Peak Surveys, LPI  
Project Management – LPI

**Emergency Lighting, Fire Alarm, and Security System (Measure AA #119)**

---

Contractor – Red Hawk Fire and Security, Nexus  
Engineering – MDC Engineers  
Inspection & Testing – Rango  
Project Management – LPI

**Math and Science Addition (Measure AA #106/Measure V #101)**

---

Architect – Cannon Design  
Contractor – Icon West, The Nazerian Group  
Consultant – N/A  
Engineering – Arup  
Inspection & Testing – AGE, Geolabs, Twining, B2E, JL Inspection  
Project Management – Vanir, YNL

**Classrooms Relocation (Measure V #114)**

---

Architect – Gwynne Pugh  
Contractor – The Nazerian Group  
Inspection & Testing – AGE  
Project Management – Vanir, YNL

**Art Building Replacement (Measure V #105)**

---

Architect – Little Architects  
Consultant – Fehr and Peers  
Contractor – PCN3, Inc.  
Engineering – tk1sc, CNA  
Inspection & Testing – B2 Environmental, Geolabs, CNA, Rango, Twining  
Project Management – Vanir, YNL

**Air Conditioning (Measure V #107)**

---

Architect – P2S  
Contractor – A&B Construction, Inc  
Engineering – tk1sc, P2S  
Inspection & Testing – Rango, Koury, B2 Environmental  
Project Management – Vanir, YNL

**Parking Structure 3 Improvement Project (Measure V #124)**

---

Architect – SVA Architects

**Gender Neutral Bathrooms (Measure V #125)**

---

Architect – TSK Architects  
Inspection & Testing – CNA, Geolabs, Spectrum Fire

**Renovation to Corsair Stadium Project (Measure AA #108)**

---

Architect – SVA Architects

**Athletic Facilities (Measure V #126)**

---

Architect – dsk Architects  
Consultants – Parker Environmental  
Inspection & Testing – CNA, Geolabs

**Drescher Hall Renovation (Measure V #110)**

---

Architect – NAC, Inc



## Paid Vendors List

*(Vendors that Received Payments from Bond Funds)*

For the 3-month period July 1, 2024 to September 30, 2024 (FY 2024-25)

---

All Group Engineering (AGE)	Harding Larmore Kutcher
B&H Photo	Icon West Construction Company
B2 Environmental	PCN3
Best Buy	Rango Inspection
Better Bones, LLC	So Cal Edison
CA State DSA	Suttles Plumbing
California Geological Survey, State	SVA Architects
Cannon Design	Thomas Scientific
Carolina Bio Supply	TSK Architects
CDW- Gov Supplies	Twining
Chris Nelson and Associates	Uline
Cole-Parmer	Unisource Solutions
Fagen Friedman and Fulfroost (FFF)	Universal Shade Co
Geolabs	Vanir Construction Management
Grainger Inc	