



Santa Monica Community College District
Citizens' Bond Oversight Committee

ANNUAL REPORT, 2022-2023

ANNUAL REPORT, 2022-2023

Submitted to the
Santa Monica Community College District
BOARD OF TRUSTEES
FALL 2023

Barry Snell, Chair
Dr. Margaret Quiñones-Perez, Vice-Chair
Dr. Susan Aminoff
Dr. Nancy Greenstein
Dr. Tom Peters
Rob Rader
Dr. Sion Roy
Alyssa Arreola, Student Trustee

CITIZENS' BOND OVERSIGHT COMMITTEE 2022-2023

Elizabeth Greenwood, Chair
Bruce Sultan, Vice-Chair
Patrick Acosta
Heather Anderson
Alfred Barrett
Anne Plechner
Elaine Polachek
Katherine Reuter
Donald Schort
Joshua Elizondo

Staff Support

Christopher Bonvenuto, VP, Business and Administration
Don Girard, Senior Director, Government Relations/
Institutional Communications
Charlie Yen, Director, Facilities Planning & Construction
John Greenlee, Director, Facilities Finance
Yu-Ngok Lo, Assistant Director, Facilities Planning
Olinka Rodriguez, Committee Coordinator



TABLE OF CONTENTS

	<u>Page No.</u>
Statement of Compliance	
Measure V	3
Measure S.....	4
Measure AA.....	5
Citizens' Bond Oversight Committee Proceedings and Activities.....	6
Minutes of Meetings	
July 20, 2022	7
October 19, 2022	9
January 25, 2023	11
April 19, 2023	14
SMC Capital Outlay Program – Bond Project Descriptions and Project Status.....	18
SMC Capital Construction Budget Summary as of June 30, 2023	23
Bond Sales/Expenses Report	24
Budget/History	
• Measure AA	25
• Measure V.....	36
Project Schedule/Expenditures	
• Measure AA	27
• Measure V.....	38
SMC Bond Program – Contractor List as of June 30, 2023	47
SMC Bond Program – Paid Vendors List as of June 30, 2023	52



Santa Monica Community College District
Citizens' Bond Oversight Committee

ANNUAL REPORT, 2022-2023

STATEMENT OF COMPLIANCE
MEASURE V FUNDS

This Annual Report is submitted to the Board of Trustees by the Santa Monica Community College District Citizens' Bond Oversight Committee.

The Committee advises that, to the best of its knowledge, the Santa Monica Community College District is in compliance with the requirements in Article XIII A, Section 1(b)(3) of the California Constitution. In particular, bond revenue has been expended only for the purposes so described in Measure V and no funds were used for any teacher or administrative salaries or other operating expenses as prohibited by Article XIII A, Section 1(b)(3)(a) of the California Constitution.

Respectfully Submitted:

Elizabeth Greenwood, Chair
Citizens' Bond Oversight Committee

Date: October 18, 2023



Santa Monica Community College District
Citizens' Bond Oversight Committee

ANNUAL REPORT, 2022-2023

STATEMENT OF COMPLIANCE
MEASURE S FUNDS

This Annual Report is submitted to the Board of Trustees by the Santa Monica Community College District Citizens' Bond Oversight Committee.

The Committee advises that, to the best of its knowledge, the Santa Monica Community College District is in compliance with the requirements in Article XIII A, Section 1(b)(3) of the California Constitution. In particular, bond revenue has been expended only for the purposes so described in Measure S and no funds were used for any teacher or administrative salaries or other operating expenses as prohibited by Article XIII A, Section 1(b)(3)(a) of the California Constitution.

Respectfully Submitted:

Elizabeth Greenwood, Chair
Citizens' Bond Oversight Committee

Date: October 18, 2023



Santa Monica Community College District
Citizens' Bond Oversight Committee

ANNUAL REPORT, 2022-2023

STATEMENT OF COMPLIANCE

MEASURE AA FUNDS

This Annual Report is submitted to the Board of Trustees by the Santa Monica Community College District Citizens' Bond Oversight Committee.

The Committee advises that, to the best of its knowledge, the Santa Monica Community College District is in compliance with the requirements in Article XIII A, Section 1(b)(3) of the California Constitution. In particular, bond revenue has been expended only for the purposes so described in Measure AA and no funds were used for any teacher or administrative salaries or other operating expenses as prohibited by Article XIII A, Section 1(b)(3)(a) of the California Constitution.

Respectfully Submitted:

Elizabeth Greenwood, Chair
Citizens' Bond Oversight Committee

Date: October 18, 2023



CITIZENS' BOND OVERSIGHT COMMITTEE
PROCEEDINGS AND ACTIVITIES

Meetings of the Citizens' Bond Oversight Committee

The Committee conducted its meetings in accordance with provisions of the Ralph M. Brown Public Meetings Act, Government Code Sections 54950 et seq.

During the COVID-19 (Coronavirus) Global Pandemic, members of the Citizens' Bond Oversight Committee participated in the meetings telephonically or by Zoom Conference, in accordance with Executive Order N-29-20 issued by Governor Gavin Newsom and dated March 17, 2020.

Meeting notices, agendas, minutes and all documents and reports received by the Committee members are a matter of public record and made available on the SMC website:

<https://www.smc.edu/administration/governance/citizens-bond-oversight-committee/>

The SMC Bond Program website is located at: www.smcbondprojects.com

Minutes of the quarterly meetings are included on the following pages.



A meeting of the Santa Monica Community College District Citizens' Bond Oversight Committee (CBOC) was held on Wednesday, July 20, 2022. The meeting was conducted via Zoom Conference.

I. **CALL TO ORDER** – 12:02 p.m.

2. **ROLL CALL – Members of the Citizens' Bond Oversight Committee**

Elizabeth Greenwood, Chair – Present
Bruce Sultan, Vice-Chair – Present
Patrick Acosta – Present
Heather Anderson – Absent
Alfred Barrett – Absent
Anne Plechner – Present
Elaine Polachek – Present
Katherine Reuter – Present
Donald Schort – Present
Joshua Elizondo – Present

CBOC Support Staff Present

Chris Bonvenuto, Vice President, Business and Administration
Don Girard, Senior Director, Government Relations/Institutional Communications
John Greenlee, Director of Facilities Finance
Yu-Ngok Lo, Assistant Director of Facilities Planning
Olinka Rodriguez, Citizens' Bond Oversight Committee Coordinator

3. **APPROVAL OF MINUTES OF CBOC MEETING, April 20, 2022**

Motion was made by Elaine Polachek and seconded by Bruce Sultan to approve the minutes of the Citizens' Bond Oversight Committee meeting held on April 20, 2022. *Minutes were approved.*

4. **INTRODUCTION OF REAPPOINTED AND NEW MEMBERS**

At its meeting on June 7, 2022, the SMCCD Board of Trustees approved the following reappointment to the Citizens' Bond Oversight Committee for a two-year term, 2022-2024:

- Alfred Barrett

At its meeting on July 5, 2022, the SMCCD Board of Trustees approved the following appointment to the Citizens' Bond Oversight Committee for a one-year term, 2022-2023:

- Joshua Elizondo

5. **REPORTS and DISCUSSION**

Bond Projects Website

<https://www.smc.edu/administration/governance/citizens-bond-oversight-committee/index.php>

A. Bond Construction Projects

- Malibu Campus: The construction crew is working on the parking area and have completed the stone paved walkway. The water feature with water cascading on both sides is being built. The exterior of the building is complete with fully enclosed glass panels. The elevator is currently being installed. The Sheriff's Department will occupy the building when the County and City issue a permit for the communication tower. The estimated completion date is November 2022.

- The Math/Science Project: A video of the 360-degree view of the project was shown. The courtyard is being framed, the stairs on the exterior will be enclosed by glass panels and the pouring of concrete on the roof is complete. The framing, fireproofing and HVAC ductwork has started on the second & third floors. The bridge on the planetarium has been completed. The estimated completion date for this project is July 2024.
- New Art Building on Pico Boulevard and 14th received DSA approval. Project is currently with the State for Review. The estimated completion date for this project is August 2024.

B. Measure S, AA and V Budget Summaries and Bond Sales Expense Reports

The SMC Bond Capital Construction Budget Summary as of June 30, 2022 reports the following:

Measure S Budget:	\$143,500,000
Measure AA Budget:	\$295,000,000
Measure V Budget:	\$345,000,000
Interest:	\$29,858,053
Other Funding Received:	\$39,898,103
Other Funding Pending:	<u>\$62,809,440</u>
Total Budget:	\$1,076,065,596
Estimate at Completion:	\$1,076,065,596
Bond Funds Remaining:	\$ 232,387,192

- Measure S: Total Measure S Expenditures as of June 30, 2022 were \$143,497,859; total remaining funds are \$0.
- Measure AA: Total Measure AA Expenditures as of June 30, 2022 were \$292,298,137; total remaining funds are \$2,701,863.
- Measure V: Total Measure V Expenditures as of June 30, 2022 were \$115,310,500; total remaining funds are \$229,689,500.
- The Bond Sales/Expense Report Indicates total bond amounts, bond issue dates/amounts unsold bond amount and total available as of June 30, 2022.

Total Bond Program:	\$783,500,000
Total Bonds Issued:	\$783,493,688
Total Expenses:	\$551,106,496
Total Available Remaining:	\$232,387,192
Total Unsold Bond:	\$ 6,312

C. SMC Bond Program – Contractor List as of June 30, 2022

D. Contractors List as of June 30, 2022

6. SCHEDULE OF MEETINGS, 2022-2023

Wednesdays at 12:00 p.m.

July 20, 2022
 October 19, 2022
 January 25, 2023
 April 19, 2023

7. ADJOURNMENT – 12:53 p.m.

The next meeting of the Citizens’ Bond Oversight Committee will be held on October 19, 2022.

Current information on all bond construction projects is available at:

<http://smcbondprojects.com> and at <http://www.smc.edu/CBOC>



A meeting of the Santa Monica Community College District Citizens' Bond Oversight Committee (CBOC) was held on Wednesday, October 19, 2022. The meeting was conducted via Zoom Conference.

I. **CALL TO ORDER** – 12:01 p.m.

2. **ROLL CALL – Members of the Citizens' Bond Oversight Committee**

Elizabeth Greenwood, Chair – Present
Bruce Sultan, Vice-Chair – Present
Patrick Acosta – Absent
Heather Anderson – Present
Alfred Barrett – Present
Anne Plechner – Present
Elaine Polachek – Present
Katherine Reuter – Present
Donald Schort – Present
Joshua Elizondo – Present

CBOC Support Staff Present

Chris Bonvenuto, Vice President, Business and Administration
John Greenlee, Director of Facilities Finance
Yu-Ngok Lo, Assistant Director of Facilities Planning
Olinka Rodriguez, Citizens' Bond Oversight Committee Coordinator

3. **APPROVAL OF MINUTES OF CBOC MEETING, July 20, 2022**

Motion was made by Elaine Polachek and seconded by Bruce Sultan to approve the minutes of the Citizens' Bond Oversight Committee meeting held on July 20, 2022. *Minutes were approved.*

4. **ELECTION OF CHAIR AND VICE-CHAIR, 2023-2024**

Elizabeth Greenwood and Bruce Sultan were unanimously elected Chair and Vice-Chair respectively for 2023-2024.

5. **CITIZENS' BOND OVERSIGHT COMMITTEE ANNUAL REPORT, 2021-2022**

The CBOC Annual Report, 2021-2022 was unanimously approved.

<https://www.smc.edu/administration/governance/citizens-bond-oversight-committee/documents/Annual-Report-CBOC-2021-2022.pdf>

6. **REPORTS and DISCUSSION**

Bond Projects Website

<https://www.smc.edu/administration/governance/citizens-bond-oversight-committee/index.php>

A. **Bond Construction Projects**

- Malibu Campus: The building has an open and industrial design concept, and it is almost complete with the façade and roof installed. The grand room will double as an emergency hub with the latest technology. The landscaping will be irrigated using Malibu's reclaimed water system. The Sheriff's Department will occupy the building when the County and City issue a permit for the communication tower.

The estimated completion date is November 2022.

- The Math/Science Project: The contractor is finishing the interior courtyard, the grand staircase, roofing system, exterior framing, and enclosure installation, on the eastside of the building. The structural steel is about 90% completed. Student Labs include: Anatomy, Archaeology, Astronomy, Geography, Geology, Geospatial, Genetics/Molecular, Organic Chemistry, Physical Anthropology, Physics, and Mathematics (computer). The estimated completion date for this project is July 2024.
- New Art Building on Pico Boulevard and 14th received DSA approval. Project is currently with the State for Review. The estimated completion date for this project is August 2024.

B. Measure S, AA and V Budget Summaries and Bond Sales Expense Reports

The SMC Bond Capital Construction Budget Summary as of September 30, 2022 reports the following:

Measure S Budget:	\$0
Measure AA Budget:	\$295,000,000
Measure V Budget:	\$345,000,000
Interest:	\$30,128,991
Other Funding Received:	\$54,694,164
Other Funding Pending:	<u>\$48,013,379</u>
Total Budget:	\$1,076,336,534
Estimate at Completion:	\$1,076,336,534
Bond Funds Remaining:	\$220,967,113

- Measure S: Total Measure S remaining funds are \$0.
- Measure AA: Total Measure AA Expenditures as of September 30, 2022 were \$292,302,532; total remaining funds are \$2,693,297.
- Measure V: Total Measure V Expenditures as of September 30, 2022 were \$126,726,184; total remaining funds are \$218,273,816.
- The Bond Sales/Expense Report Indicates total bond amounts, bond issue dates/amounts unsold bond amount and total available as of September 30, 2022.

Total Bond Program:	\$640,000,000
Total Bonds Issued:	\$639,995,829
Total Expenses:	\$419,028,716
Total Available Remaining:	\$220,967,113
Total Unsold Bond:	\$ 4,171

C. SMC Bond Program – Contractor List as of September 30, 2022

D. Contractors List as of September 30, 2022

7. SCHEDULE OF MEETINGS, 2022-2023

Wednesdays at 12:00 p.m.

October 19, 2022

January 25, 2023

April 19, 2023

July 19, 2023

8. ADJOURNMENT – 1:07 p.m.

The next meeting of the Citizens’ Bond Oversight Committee will be held on Wednesday, January 25, 2023 (location to be determined).

Current information on all bond construction projects is available at:

<http://smcbondprojects.com> and at <http://www.smc.edu/CBOC>



A meeting of the Santa Monica Community College District Citizens' Bond Oversight Committee (CBOC) was held on Wednesday, January 25, 2023. The meeting was conducted via Zoom Conference.

1. **CALL TO ORDER** – 12:02 p.m.

2. **ROLL CALL – Members of the Citizens' Bond Oversight Committee**

Elizabeth Greenwood, Chair – Present

Bruce Sultan, Vice-Chair – Present

Patrick Acosta – Absent

Heather Anderson – Absent

Alfred Barrett – Absent

Anne Plechner – Present

Elaine Polachek – Present

Katherine Reuter – Present

Donald Schort – Present

Joshua Elizondo – Present

CBOC Support Staff Present

Kathryn E. Jeffery, Superintendent/President

Chris Bonvenuto, Chief Director, Business Services

Don Girard, Senior Director, Government Relations/Institutional Communications

John Greenlee, Director of Facilities Finance

Olinka Rodriguez, Citizens' Bond Oversight Committee Coordinator

Charlie Yen, Director of Facilities Planning

3. **APPROVAL OF MINUTES OF CBOC MEETING, OCTOBER 19, 2022**

Motion was made by Katherine Reuter and seconded by Anne Plechner to approve the minutes of the Citizens' Bond Oversight Committee meeting held on October 19, 2022. *Minutes were approved.*

4. **CONFLICT OF INTEREST FORM**

The Committee Members completed and endorsed forms. The forms are on file.

5. **INFORMATION – PASSAGE OF A NEW BOND ELECTION – MEASURE SMC**

Ann La Morena Rohlin, Partner at Norton Rose Fulbright, gave a presentation on the duties/roles of the District, Superintendent/President, and members of the CBOC. Information was presented regarding General Obligation Bond Election, Proposition 39, Bond Issuance Limitations, and the Next Steps for the District regarding Measure SMC \$375 million Bond.

6. **FINANCIAL AND PERFORMANCE AUDIT REPORTS 2021-2022**

Alicia Herrera, Auditor with Eide Bailly, gave summary of financials and assets for each bond. The audit reports are unmodified, which is the highest opinion the auditors can give. The audit reports contain no audit findings and did not identify any deficiencies in internal control. The District expended General Obligation Bond Funds (Measure S, Measure AA and Measure V) only for specific projects approved by the voters, in accordance with Proposition 39 and outlined in Article XIII A, Section 1(b)(3)(c) of the California Constitution.

7. REPORTS and DISCUSSION

Bond Projects Website

<https://www.smc.edu/administration/governance/citizens-bond-oversight-committee/index.php>

A. Bond Construction Projects

- Malibu Campus: The project is close to completion, and the Ribbon Cutting Ceremony will take place in April 2023. The estimated completion date is February 13, 2023.
- The Math/Science Project: A video was shown of the bird's eye view of the progress on the building. Photographs were shown of the cement going into the staircase, glass panels installed, connecting bridge and mechanical equipment on the roof. The estimated completion date for this project is July 2024.
- Art Complex has completed State Review and the District is preparing for the bidding process. Project commenced December 2019. The estimated completion date for this project is January 2025.

B. Measure S, AA and V Budget Summaries and Bond Sales Expense Reports

The SMC Bond Capital Construction Budget Summary as of December 31, 2022 reports the following:

Measure S Budget:	\$143,500,000
Measure AA Budget:	\$295,000,000
Measure V Budget:	\$345,000,000
Interest:	\$30,128,991
Other Funding Received:	\$54,694,164
Other Funding Pending:	<u>\$48,013,379</u>
Total Budget:	\$1,076,336,534
Estimate at Completion:	\$1,077,153,966
Bond Funds Remaining:	\$ 200,817,510

- Measure AA: Total Measure AA Expenditures as of December 31, 2022 were \$291,134,183; total remaining funds are \$3,861,646.
- Measure V: Total Measure V Expenditures as of December 31, 2022 were \$148,044,134; total remaining funds are \$196,955,866.
- The Bond Sales/Expense Report Indicates total bond amounts, bond issue dates/amounts unsold bond amount and total available as of December 31, 2022.

Total Bond Program:	\$640,000,000
Total Bonds Issued:	\$639,995,829
Total Expenses:	\$439,178,317
Total Available Remaining:	\$200,817,512
Total Unsold Bond:	\$ 4,171

C. SMC Bond Program – Contractor List as of December 31, 2022

D. Contractors List as of December 31, 2022

8. **SCHEDULE OF MEETINGS, 2022-2023**

Wednesdays at 12:00 p.m.

January 25, 2023

April 19, 2023

July 19, 2023

October 18, 2023

9. **ADJOURNMENT** – 1:03 p.m.

The next meeting of the Citizens' Bond Oversight Committee will be held on Wednesday, April 19, 2023 (location to be determined).

Current information on all bond construction projects is available at:

<http://smcbondprojects.com> and at <http://www.smc.edu/CBOC>



A meeting of the Santa Monica Community College District Citizens' Bond Oversight Committee (CBOC) was held on Wednesday, April 19, 2023. The meeting was conducted via Zoom Conference.

1. **CALL TO ORDER** – 12:02 p.m.

2. **ROLL CALL – Members of the Citizens' Bond Oversight Committee**

Elizabeth Greenwood, Chair – Present
Bruce Sultan, Vice-Chair – Present
Patrick Acosta – Absent
Heather Anderson – Present
Alfred Barrett – Present
Anne Plechner – Present
Elaine Polachek – Present
Katherine Reuter – Present
Donald Schort – Present
Joshua Elizondo – Absent

CBOC Support Staff Present

Chris Bonvenuto, Vice President, Business and Administration
Don Girard, Senior Director, Government Relations/Institutional Communications
Charlie Yen, Director of Facilities Planning and Construction
John Greenlee, Director of Facilities Finance
Yu-Ngok Lo, Assistant Director of Facilities Planning
Olinka Rodriguez, Citizens' Bond Oversight Committee Coordinator

3. **APPROVAL OF MINUTES OF CBOC MEETING, January 25, 2023**

Motion was made by Anne Plechner and seconded by Katherine Reuter to approve the minutes of the Citizens' Bond Oversight Committee meeting held on January 25, 2023. *Minutes were approved.*

4. **INFORMATION – EXPIRING TERMS OF MEMBERS OF THE CITIZENS' BOND OVERSIGHT COMMITTEE**

The term of the following members of the Citizens' Bond Oversight Committee are expiring effective **June 30, 2023**. They are eligible for reappointment:

- Patrick Acosta
- Heather Anderson
- Elizabeth Greenwood
- Anne Plechner
- Elaine Polachek
- Katherine Reuter
- Don Schort
- Bruce Sultan

5. **REPORTS and DISCUSSION**

Bond Projects Website

<https://www.smc.edu/administration/governance/citizens-bond-oversight-committee/index.php>

A. Bond Construction Projects

- The Math/Science Project: The main staircase is close to completion. The waterproofing, followed by drywall and stucco are the next steps on the 3-story building. The glass panels are being installed throughout the exterior of the building. The estimated completion date for this project is July 2024.

- New Art Building on Pico Boulevard and 14th is preparing to go for Bidding. Construction has not begun. The estimated completion date for this project is December 2025.

B. Measure AA and V Budget Summaries and Bond Sales Expense Reports

- Measure AA: Total Measure AA Expenditures as of March 31, 2023 were \$291,148,510; total remaining funds are \$3,847,319.
- Measure V: Total Measure V Expenditures as of March 31, 2023 were \$156,871,938; total remaining funds are \$188,128,062.
- The Bond Sales/Expense Report as of March 31, 2023 for Measure AA and Measure V:

Total Bond Program:	\$640,000,000
Total Bonds Issued:	\$639,995,829
Total Expenses:	\$448,020,448
Total Available Remaining:	\$191,975,381
Total Unsold Bond:	\$ 4,171

- The SMC Bond Capital Construction Budget Summary (All Bond Measures) as of March 31, 2023 reports the following:

Measure U Budget:	\$160,000,000
Measure S Budget:	\$143,500,000
Measure AA Budget:	\$295,000,000
Measure V Budget:	\$345,000,000
Interest:	\$30,128,991
Other Funding Received:	\$54,694,164
Other Funding Pending:	<u>\$48,013,379</u>
Total Budget:	\$1,076,336,534
Estimate at Completion:	\$1,076,336,534
Bond Funds Remaining:	\$ 191,975,380

*Measure U and Measure S are closed out.

*Measure AA and Measure V are the active bond measures.

C. SMC Bond Program – Contractor List as of March 31, 2023

D. Contractors List as of March 31, 2023

6. **SCHEDULE OF MEETINGS, 2023-2024**

Wednesdays at 12:00 p.m.

July 19, 2023

October 18, 2023

January 24, 2024

April 17, 2024

7. **ADJOURNMENT** – 12:50 p.m.

The next meeting of the Citizens’ Bond Oversight Committee will be held on Wednesday, July 19, 2023.

Current information on all bond construction projects is available at:

<http://smcbondprojects.com> and at <http://www.smc.edu/CBOC>



SANTA MONICA COMMUNITY COLLEGE DISTRICT

Capital Outlay Program

Bond Project Report

July 2023

Prepared by SMC Facilities Planning

INTRODUCTION

The District's capital outlay program consists of larger non-maintenance projects that are generally over \$100,000, typically financed by local taxpayer approved bonds. The capital projects include new buildings, replacement buildings, renovations, property acquisition, parking, site work, landscaping, infrastructure, security, and technology.

Over the last several decades, Santa Monica and Malibu voters have approved six safety and modernization bond measures in support of the college's career and academic programs:

Proposition T	1992	\$ 23,000,000
Measure U	2002	\$160,000,000
Measure S	2004	\$135,000,000
Measure AA	2008	\$295,000,000
Measure V	2016	\$345,000,000
Measure SMC	2022	\$375,000,000

By way of background, local bonds financed the original Main Campus, built in the 1950s and 1960s. However, in subsequent years until 1992, the District depended primarily on limited state funding, so only a few large projects were built. After the 1994 Northridge Earthquake and the extensive damage to the Main Campus, the District received federal FEMA support for rebuilding which started the current era of major construction on the campus.

In addition to the local bonds listed above, there has been significant financial support from federal, state and city sources along with the District's own capital funds.

The 1998 Facilities Master plan was a major effort in guiding the modernization and development of the Main Campus after the Northridge earthquake. Additional facility assessments were conducted in 2001, 2002, and 2003. In 2007, a master plan was added for the development of the Bundy Campus. In 2010, an update of the Facilities Master Plan was completed to address other safety and modernization improvements on the Main Campus and to incorporate the satellite campuses.

A new Facilities Master Plan is currently underway and will be completed in 2023-24 to guide the campus development using the Measure V funds.

Highlights of the completed projects include the purchase of the Bundy Campus and Emeritus College, and the construction of the Theatre Arts, Broad Stage, HSS Building, Campus Quad, Information Technology building, Health-PE-Fitness-Dance-Central Plant building, Center for Media and Design, Early Childhood Lab School, Student Services building, and the Malibu Campus.

Construction Projects started in 2022-2023:

Art Building Replacement

Projects completed in 2022-2023:

Malibu Campus - Phase 2

Projects expected to start construction in 2023-2024:

Malibu Campus - Phase 3

Gender Neutral Bathrooms

Projects expected to be completed in 2023-2024:

Main Campus Facilities Master Plan

BOND PROGRAM OVERVIEW

Project	Funding Source	Total Cost	Status 6/30/19
Purchase of Bundy Site	U	\$30,280,878	Completed 2002
Emeritus College	U, SMC Foundation	\$9,603,782	Completed 2003
Purchase of 1738 Pearl Street	U	\$749,208	Completed 2003
Library Renovation & Expansion	T, State, FEMA	\$23,600,000	Completed 2003
PE/Dance/Athletics Office Relocation	U	\$2,797,033	Completed 2004
Math Complex	U	\$1,458,690	Completed 2004
Bundy Campus West Building	U	\$23,291,387	Completed 2005
Malibu Storm Water Infrastructure P-I	S	\$2,500,000	Completed 2005
Renovation of Theatre Arts	U	\$19,544,314	Completed 2006
Music Complex - Performing Arts	U	\$4,623,547	Completed 2007
HSS North/South	U, State, FEMA, City	\$29,240,945	Completed 2006/7
Shuttle Parking Acquisition & Constr.	U	\$18,969,509	Completed 2007
Malibu Storm Water Infrastructure P-II	S	\$2,500,000	Completed 2008
Broad Stage - Performing Arts	S, SMC Foundation	\$40,690,201	Completed 2008
Athletic Fields - John Adams	S	\$2,969,807	Completed 2008
Main Campus Quad	U	\$11,388,463	Completed 2008
Bundy New Driveway & Signal	S	\$3,825,841	Completed 2009
Athletic Fields - Corsair Field	S	\$4,440,065	Completed 2009
Pico Phase I - Lot 6 & Structures	S	\$1,018,009	Completed 2009
Infrastructure & Safety Phase I	U	\$4,003,084	Completed 2010
Purchase of 1516 Pico Blvd.	AA	\$1,748,667	Completed 2010
Purchase of 1510 Pico Blvd.	AA	\$4,009,228	Completed 2011
Purchase of 919 Santa Monica Blvd.	AA	\$9,029,287	Completed 2011
Bundy/Airport Classroom Relocations	AA	\$3,162,183	Completed 2012
Library Village Relocation & Bike Park	AA	\$1,448,275	Completed 2013
Bundy/Airport Parking	AA	\$2,035,375	Completed 2013
Information Technology	AA	\$23,160,569	Completed 2015
Purchase of 2019 14 th Street	AA	\$5,013,226	Completed 2017
Central Plant Loop Connections	AA	\$10,767,251	Completed 2017
East Wing - Performing Arts Center	AA	\$30,161,852	Completed 2017
Purchase of 1530 Pico Blvd.	AA	\$4,821,600	Completed 2018
Security and Fire Alarm Upgrade	AA	\$11,520,794	Completed 2018
Health, PE, Fitness, Dance, Cent. Plant	S, AA	\$56,240,452	Completed 2018
Center for Media & Design	AA, KCRW Foundation	\$131,149,713	Completed 2018
Student Services	U, S, AA, V	\$130,224,164	Completed 2019
Classroom Relocation	V	\$6,900,000	Completed 2020
Child Development Center	S, V, City of SM	\$30,925,693	Completed 2021
HVAC Upgrade	V	\$10,777,654	Completed 2022
Malibu Campus (Phase 1 and 2)	S, V	\$61,985,779	Final Closeout
Math and Science	AA, V, State	\$124,958,336	Under Construction
Art Building Replacement	V, State	\$63,433,040	Under Construction
Parking Structure 3 Imp Project	V	\$1,500,000	In Review
Gender Neutral Bathrooms	V	\$3,500,000	In Review
Athletic Facilities (Pickleball)	V	\$5,000,000	In Review

PROJECTS UNDER CONSTRUCTION OR RECENTLY COMPLETED

Malibu Campus

Project Description: In the 1970s and early 1980s, Santa Monica College offered about 70 general education classes and several non-credit classes in Malibu throughout the year. Today, the program is limited to a few classes offered in Malibu Unified School District buildings.

The new facility will be a classroom facility offering general education classes, science, art and Emeritus College classes. There will be an interpretive center that highlights the natural environment and history of Malibu and a Sheriff's sub-station within the new facility. The selection and acquisition of the project site, which is located at the Malibu Civic Center, is a collaboration between SMC, the City of Malibu and the County of Los Angeles.

Current Progress: Phase 2, which includes the construction of the new water main, the new facility and its associated sitework is completed. Phase 3 of the project, which includes the installation of the accessible parking spaces, utility connections to the Labor Exchange trailer, and refinishing of the parking lot, is scheduled to start by the end of 2023.

Project Schedule: Phase 2 is completed. Phase 3 of the project is anticipated to start by the end of 2023.

Estimated Project Cost: \$61,985,779

Funding Sources: Measure S, V

Science and Math Extension

Santa Monica College is renowned for its science and allied health programs; however, the existing labs for Life, Physical and Earth Sciences are at its maximum capacity. Furthermore, part of the Math Department is currently being housed in temporary trailers that lacks the infrastructure for smart classrooms or support for the use of modern technology for instructional use. Consolidating the Math and Science programs into the new Math and Science building will strengthen the interdisciplinary interaction. The project is qualified for up to \$40 million in State funding, which requires a local match. The building will have a new planetarium and a community lab for all ages, including a nutrition and culinary lab in support of the College's nutrition program.

Current Progress: Project is under construction.

Project Schedule: Construction started in fall 2019.

Estimated Project Cost: \$124,958,336

Funding Sources: Measure V, State of California

Replacement of Art Building

The new Art Complex will replace the existing aging buildings systems and strengthen the interdisciplinary interaction between many different disciplines within the Art Department. The College will receive up to \$10 million in State funding for this project, which requires a local match. The project is currently under State review.

Current Progress: Construction started in September 2023.

Project Schedule: Construction started in fall 2023.

Estimated Project Cost: \$63,433,040

Funding Sources: Measure V, State of California

PROJECTS IN ACTIVE DESIGN OR PLANNING PHASES

Gender Neutral Restroom Building

As part of the College's Gender Equality mission, the District is committed to providing facilities in support of gender equities. This project is part of the College's continuous facilities improvement plan in achieving equity goals. The Gender Neutral Restroom Building will be located in the Quad area between Theater Arts building and the Humanities & Social Science building.

Current Progress: Project is currently in Construction Document phase

Project Schedule: The project is scheduled to be submitted to DSA in November.

Estimated Project Cost: \$3,500,000

Funding Sources: Measure V

Affordable Student Housing

Pursuant to the Higher Education Trailer Bill, AB 183, the project includes a new affordable student housing complex that will house 291 low-income student beds at the Bunday Campus. The project will be 75% state funded and 25% bond funded.

Current Progress: Project is currently in Construction Document phase

Project Schedule: The project is scheduled to be submitted to DSA in November.

Estimated Project Cost: \$67,808,000

Funding Sources: Measure SMC, State of California, and Facilities Fund 40

FUTURE PROJECTS OF MEASURE V

The following projects were included in the 2016 Measure V Bond language and will be further developed during the Facilities Master Plan process:

Replacement of Temporary Classrooms. Bond proceeds would be used to replace the 1994 temporary trailer Math Village classroom complex with permanent First Year Experience classrooms, student support study spaces and instructional support labs. These trailers were rushed into service following the 1994 Northridge Earthquake and have exceeded their time of usable service. Additionally, proceeds would be used to replace the 1984 modular English as a Second Language classroom building. This modular building lacks a fire sprinkler system, is poorly ventilated and has also exceeded its time of usable service.

Replacement of Business Building. The 1981 Business Building will be replaced by a new building with instructional spaces, pending the final adoption of the 2020 Facilities Master Plan.

Replacement of Campus Police Station. The current police facility is antiquated and undersized. Applying bond proceeds to the replacement, construction, and relocation of the campus police station and including a public space for community and neighborhood use will improve public and campus safety.

Landscaping / Water Conservation Improvements and Completing Pico Boulevard Frontage Improvements. Applying bond proceeds for landscaping improvements, including landscaping improvements to complete the main campus Pico Boulevard frontage, will improve water conservation through water reclamation and installation of drought resistant landscaping.

Completing Master Plan Improvements at the Santa Monica College Performing Arts Center Campus. Construction at the Performing Arts Center campus has proceeded in phases, in coordination with available funding. The first phase added the Broad Stage and the Edye Second Space theaters. The second phase has added an East Wing rehearsal hall and music performance labs. The final phase, to be funded from bond proceeds, will include an underground three-level parking structure to replace most of the existing surface parking, along with an above-ground art gallery and green-space plaza. The theaters at the Performing Arts Center are among the most heavily used theaters in Los Angeles County.

Designing and Installing an Outdoor Classroom. The design, construction, installation and improvement of a venue for outdoor plays and class lectures.

Making Environmental Performance Improvements. Bond funds will be used to upgrade District facilities to achieve energy or resource use efficiency and water conservation and achieve sustainability for District operations.

Upgrading Technology Infrastructure. Bond proceeds will be applied to renovate, replace, upgrade, acquire, install and integrate major site, building and utility systems, equipment and related infrastructure, including lighting, electrical, wiring and related infrastructure for modern technology, classroom instructional technology, communications and security technology (including security cameras and monitoring systems), data, voice, public address and audio-visual communication, energy efficiency, management monitoring systems, networks, fixtures, controls and equipment, cable infrastructure, network expansion, wireless access points and other communications and administrative systems.

COMMUNITY JOINT USE PROJECTS

City of Santa Monica (Memorial Park). The College will contribute up to \$20 million in bond funds for the expansion of the City of Santa Monica's Memorial Park to accommodate soccer and/or other field sports for use by College students and the general public.

Santa Monica-Malibu Unified School District (John Adams Middle School). The Johns Adams Middle School Auditorium, adjacent to the College's main campus, has suffered earthquake damage and is no longer in service. In 2022, the College contributed \$20 million of bond funds to assist the School District in replacing the auditorium with a seating capacity of approximately 750, for joint use. This project is now complete.



Citizens' Bond Oversight Committee (CBOC)

Meeting on October 18th, 2023

June 30th, 2023 Report

12 Months - FY 2022-23 (FINAL)

BOND CAPITAL CONSTRUCTION REPORTS

District Management is responsible for the preparation and fair presentation of the statement of expenditures and bond proceeds in accordance with U.S. generally accepted accounting principles; this includes the design, implementation, and maintenance of internal control relevant to the preparation and fair presentation of the statement of expenditures of bond proceeds that is free from material misstatement, whether due to fraud or error.

This report is prepared in accordance with these requirements and all bond expenditures were made in compliance with all applicable laws.

Santa Monica College - Bond Capital Construction Budget Summary - 6-30-2023 FINAL

Project Number	Project Name	Measure U Budget	Measure S Budget	Measure AA Budget	Measure V Budget	Interest	Other Funding Received *	Other Funding Pending **	Total Budget	Estimate at Completion	Status	Bond Funds Remaining
U-A	Purchase of BAE Airport Site	\$30,280,878							\$30,280,878	\$30,280,878	Completed	\$0
U-B	Emeritus College Facility	\$8,909,940					\$693,842		\$9,603,782	\$9,603,782	Completed	\$0
U-C	Purchase of 1738 Pearl Street	\$749,208							\$749,208	\$749,208	Completed	\$0
U-D	PE Temp. Bldg. Replacement	\$2,797,033							\$2,797,033	\$2,797,033	Completed	\$0
U-E	Remodel Library Village for Math	\$1,458,690							\$1,458,690	\$1,458,690	Completed	\$0
U-F	SM Airport Campus Site Improvements	\$4,170,264							\$4,170,264	\$4,170,264	Completed	\$0
U-G	SM Airport Campus West Building	\$19,709,741							\$19,709,741	\$19,709,741	Completed	\$0
U-H	Theater Arts Renovation	\$19,544,314							\$19,544,314	\$19,544,314	Completed	\$0
U-I	Earthquake Rpl. Liberal Arts North	\$6,011,584					\$6,496,141		\$12,507,725	\$12,507,725	Completed	\$0
U-K	Earthquake Rpl. Liberal Arts South	\$6,108,150					\$10,625,070		\$16,733,220	\$16,733,220	Completed	\$0
U-L	Shuttle Replacement Parking	\$18,969,509							\$18,969,509	\$18,969,509	Completed	\$0
U-M	North Quad Plaza	\$11,388,463							\$11,388,463	\$11,388,463	Completed	\$0
U-Q	Infrastructure & Safety	\$4,003,084							\$4,003,084	\$4,003,084	Completed	\$0
U-R	Restroom Improvements	\$17,501							\$17,501	\$17,501	Completed	\$0
S-1	Athletic Fields Phase I, Corsair Field		\$4,372,535				\$67,530		\$4,440,065	\$4,440,065	Completed	\$0
S-1A	Athletic Fields Phase I, John Adams		\$2,969,807						\$2,969,807	\$2,969,807	Completed	\$0
S-10	Pico Promenade Improvements, Phase I		\$1,018,009						\$1,018,009	\$1,018,009	Completed	\$0
S-13	Adv. Architecture Related Exp for AA		\$0						\$0	\$0	Completed	\$0
AA-114	Community Classroom & Facility Projects			\$3,162,183					\$3,162,183	\$3,162,183	Completed	\$0
U-T	14th and Pico Project	\$319,242							\$319,242	\$319,242	Completed	\$0
U-N	Letters & Sci Demo/Restore	\$0							\$0	\$0	Completed	\$0
AA-108	Renovation of Corsair Stadium			\$1,035,299					\$1,035,299	\$1,035,299	In Design	\$977,000
S-2	Performing Arts Complex		\$37,697,625				\$2,992,576		\$40,690,201	\$40,690,201	Completed	\$0
U-J	Music Complex	\$2,011,371					\$2,618,113		\$4,629,484	\$4,629,484	Completed	\$0
S-3, AA-109	Career Opportunity Center			\$0					\$0	\$0	Completed	\$0
AA-118	Infrastructure & Technology - Utility			\$27,753					\$27,753	\$27,753	Completed	\$0
AA-111	Business & Facilities Infrastructure			\$1,968,124					\$1,968,124	\$1,968,124	Completed	\$0
AA-117	Infrastructure & Technology - Technology			\$2,434,417					\$2,434,417	\$2,434,417	Completed	\$0
S-7, AA-113	Energy Efficiency Projects		\$293,361	\$3,016,773			\$708,637		\$4,018,771	\$4,018,771	Completed	\$0
S-15	Signage Safety/Information		\$706,713						\$706,713	\$706,713	Completed	\$0
AA-102	Infrastructure & Technology - Information Technology Relocation			\$23,140,771			\$19,798		\$23,160,569	\$23,160,569	Completed	\$0
S-8, AA-116	Satellite Campus Parking Facilities and Roadway		\$3,891,747	\$2,130,670					\$6,022,417	\$6,022,417	Completed	\$0
AA-107	Madison East Wing Seismic Upgrade			\$30,161,852					\$30,161,852	\$30,161,852	Completed	\$0
S-4, AA-104	Replacement Health/PE/Fitness Central Plant Building		\$11,603,383	\$44,428,222			\$208,847		\$56,240,452	\$56,240,452	Completed	\$0
AA-101	Environmental Performance - Central Plant Connections			\$10,767,251					\$10,767,251	\$10,767,251	Completed	\$0
S-14, AA-115	Real Property Acquisition		\$45,597	\$24,638,386					\$24,683,983	\$24,683,983	Completed	\$0
AA-103	Media and Technology Complex - Academy Site			\$124,669,502			\$6,835,391		\$131,504,893	\$131,504,893	Completed	\$1,161,872
AA-119	Emergency Lighting, Fire Alarm, and Security System			\$11,515,614					\$11,515,614	\$11,515,614	Completed	\$0
15004829	Student Services Building	\$21,131,135	\$45,595,322	\$6,870,490	\$33,624,909	\$21,681,308	\$1,321,000		\$130,224,164	\$130,224,164	Completed	\$8,900,738
S-5, V-104	Early Childhood Development/Childcare		\$8,858,656		\$15,405,517		\$6,661,598		\$30,925,771	\$30,925,771	Completed	\$2,304,239
S-6, AA-110, V-103	Malibu Center and Site Acquisition		\$25,132,568		\$34,558,420	\$2,294,791			\$61,985,779	\$61,985,779	Completed	\$7,350,174
U-S, S-11, AA-112, V-109	Master Planning	\$2,110,430	\$716,428	\$834,697	\$1,000,000				\$4,661,555	\$4,661,555	In Design	\$216,192
U-P, AA-106, V-101	Replacement Math and Science Extension Building	\$308,336		\$2,244,008	\$82,317,992		\$31,713,876	\$8,374,124	\$124,958,336	\$124,958,336	In Construction	\$34,536,229
AA-105, V-110	Drescher - Academic Modernization, Bookstore, Pico Promenade II			\$5,082	\$13,000,000				\$13,005,082	\$13,005,082	In Planning	\$13,000,000
V-105	Art Building Replacement				\$52,532,040		\$793,000	\$10,108,000	\$63,433,040	\$63,433,040	In Construction	\$50,520,154
V-106	Business Building Renovation				\$12,547,000			\$12,470,000	\$25,017,000	\$25,017,000	In Planning	\$12,543,600
V-107	Air Conditioning				\$10,777,654				\$10,777,654	\$10,777,654	In Construction	\$646,917
V-108	ADA				\$4,000,000				\$4,000,000	\$4,000,000	In Planning	\$4,000,000
V-111	Outdoor Classroom				\$321,723				\$321,723	\$321,723	Completed	\$0
V-112	John Adams MS Auditorium (SMMUSD)				\$20,000,000				\$20,000,000	\$20,000,000	Completed	\$0
V-113	Memorial Park Project				\$20,000,000				\$20,000,000	\$20,000,000	In Planning	\$19,996,519
V-114	Classrooms Relocation				\$7,400,000				\$7,400,000	\$7,400,000	Completed	\$113,281
V-124	Parking Structure 3 Improvement Project				\$1,500,000				\$1,500,000	\$1,500,000	In Design	\$1,473,718
V-125	Gender Neutral Bathrooms				\$3,500,000				\$3,500,000	\$3,500,000	In Design	\$3,440,212
V-126	Athletic Facilities				\$5,000,000				\$5,000,000	\$5,000,000	In Planning	\$4,990,569
S-12, V-120	Other Bond Related Expenses		\$476,636		\$300,000				\$776,636	\$776,636	In Planning	\$55,447
V-115	TBD				\$10,914,745				\$10,914,745	\$10,914,745	In Planning	\$10,914,745
S-16, AA-121, V-121	Cost of Issuance		\$119,470	\$498,026	\$800,000				\$1,417,496	\$1,417,496	In Planning	\$55,848
AA-122, V-122	Management Reserve			\$1,446,709	\$15,500,000	\$16,654,988			\$33,601,697	\$33,601,697	In Planning	\$16,946,709
U-U, S-17, AA-123, V-123	Unissuable	\$1,127	\$2,143	\$4,171					\$7,441	\$7,441	On-Going	\$0
	Project Totals	\$160,000,000	\$143,500,000	\$295,000,000	\$345,000,000	\$40,631,087	\$71,755,419	\$30,952,124	\$1,086,838,630	\$1,086,838,630		\$194,144,163

* SOURCES: City of SM: \$16,868,421; FEMA: \$2,456,388; State: \$38,285,876; Prop T: \$2,618,113; DWP: \$86,245; SCE: \$844,284; Gas Co.: \$106,262; Madison Foundation: \$2,992,576; KCRW: \$6,803,412; Emeritus College Foundation: \$693,842.

** SOURCES: State: \$30,952,124

SANTA MONICA COMMUNITY COLLEGE DISTRICT

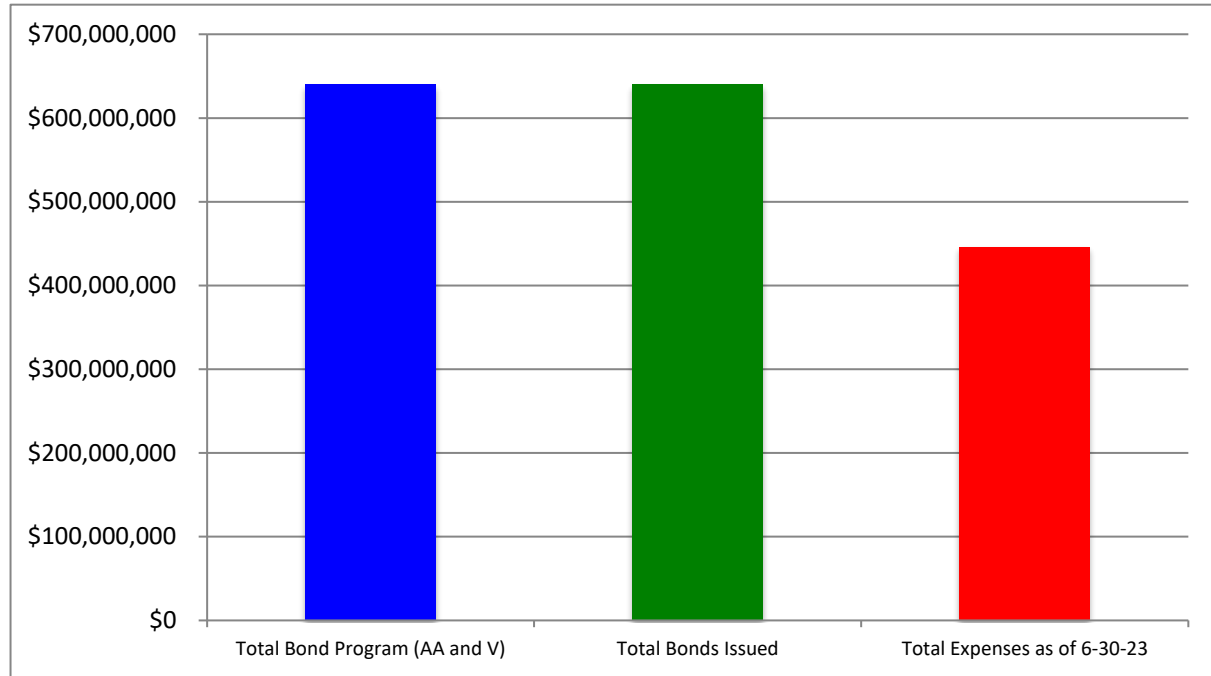
Bond Sales / Expenses Report

As of June 30, 2023

Total Bond Program (AA and V)	\$640,000,000
Total Bonds Issued	\$639,995,829
Total Expenses as of 6-30-23	\$445,851,667
Total Available Remaining	\$194,144,162
Total Unsold Bond	\$4,171

Measure AA Bond \$295,000,000	
Bond Issue Date	Amount
2010	\$100,000,000
2014	\$144,995,829
2017	\$50,000,000
Total Available	\$294,995,829
Expenses as of 6-30-23	\$291,170,424
Total Available Remaining	\$3,825,405
Unsold Bond Amount	\$4,171
Total Available as of 7-1-2023	\$3,829,576

Measure V Bond \$345,000,000	
Bond Issue Date	Amount
2018	\$180,000,000
2022	\$165,000,000
Total Available	\$345,000,000
Expenses as of 6-30-23	\$154,681,243
Total Available Remaining	\$190,318,757
Unsold Bond Amount	\$0
Total Available as of 7-1-2023	\$190,318,757



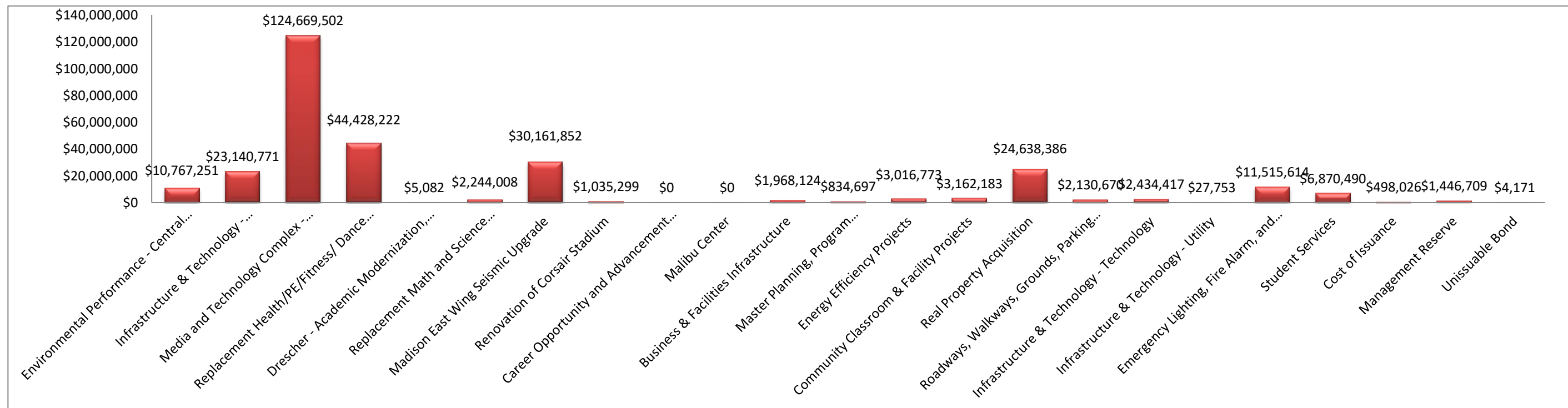
Interest	Measure U	Measure S	Measure AA	Measure V
As of 6-30-23	\$7,034,168	\$12,148,354	\$7,098,976	\$14,349,589
Expenditure / Arbitrage as of 6-30-23	\$7,034,168	\$12,148,354	\$5,192,948	\$0
Available Interest as of 7-1-23	\$0	\$0	\$1,906,028	\$14,349,589

INTEREST TOTALS
\$40,631,087
\$24,375,470
\$16,255,617

SANTA MONICA COMMUNITY COLLEGE DISTRICT
Measure AA Bond Budget
 As of June 30, 2023

MEASURE AA

	Project Name	Completion	Project Budget	Measure AA Allocation	Other Funding	Measure AA Expenditures as of 6/30/23	Measure AA Expenditures as of 3/31/23	Measure AA Expenditures Last Period	Total Measure AA Remaining
101	Environmental Performance - Central Plant Connections	Completed	\$10,767,251	\$10,767,251	\$0	\$10,767,251	\$10,767,251	\$0	\$0
102	Infrastructure & Technology - Information Technology Relocation	Completed	\$23,160,569	\$23,140,771	\$19,798	\$23,140,771	\$23,140,771	\$0	\$0
103	Media and Technology Complex - Academy Site	Completed	\$131,504,893	\$124,669,502	\$6,835,391	\$123,507,630	\$123,504,117	\$3,513	\$1,161,872
104	Replacement Health/PE/Fitness/ Dance Building with Central Plant	Completed	\$56,240,452	\$44,428,222	\$11,812,230	\$44,428,222	\$44,428,222	\$0	\$0
105	Drescher - Academic Modernization, Bookstore, Pico Promenade	Completed	\$13,005,082	\$5,082	\$13,000,000	\$5,082	\$5,082	\$0	\$0
106	Replacement Math and Science Extension Building	July 2024	\$124,958,336	\$2,244,008	\$122,714,328	\$2,004,184	\$2,004,184	\$0	\$239,824
107	Madison East Wing Seismic Upgrade	Completed	\$30,161,852	\$30,161,852	\$0	\$30,161,852	\$30,161,852	\$0	\$0
108	Renovation of Corsair Stadium	June 2024	\$1,035,299	\$1,035,299	\$0	\$58,299	\$39,899	\$18,400	\$977,000
109	Career Opportunity and Advancement Center (Bundy)	Completed	\$0	\$0	\$0	\$0	\$0	\$0	\$0
110	Malibu Center	Completed	\$61,985,779	\$0	\$61,985,779	\$0	\$0	\$0	\$0
111	Business & Facilities Infrastructure	Completed	\$1,968,124	\$1,968,124	\$0	\$1,968,124	\$1,968,124	\$0	\$0
112	Master Planning, Program Management, Overhead	Completed	\$834,697	\$834,697	\$0	\$834,697	\$834,697	\$0	\$0
113	Energy Efficiency Projects	Completed	\$3,508,088	\$3,016,773	\$491,315	\$3,016,773	\$3,016,773	\$0	\$0
114	Community Classroom & Facility Projects	Completed	\$3,162,183	\$3,162,183	\$0	\$3,162,183	\$3,162,183	\$0	\$0
115	Real Property Acquisition	Completed	\$24,638,386	\$24,638,386	\$0	\$24,638,386	\$24,638,386	\$0	\$0
116	Roadways, Walkways, Grounds, Parking Lots, and Garages	Completed	\$7,022,417	\$2,130,670	\$4,891,747	\$2,130,670	\$2,130,670	\$0	\$0
117	Infrastructure & Technology - Technology	Completed	\$2,434,417	\$2,434,417	\$0	\$2,434,417	\$2,434,417	\$0	\$0
118	Infrastructure & Technology - Utility	Completed	\$27,753	\$27,753	\$0	\$27,753	\$27,753	\$0	\$0
119	Emergency Lighting, Fire Alarm, and Security System	Completed	\$11,515,614	\$11,515,614	\$0	\$11,515,614	\$11,515,614	\$0	\$0
120	Student Services	Completed	\$130,224,164	\$6,870,490	\$123,353,674	\$6,870,490	\$6,870,490	\$0	\$0
121	Cost of Issuance	Completed	\$498,026	\$498,026	\$0	\$498,026	\$498,026	\$0	\$0
122	Management Reserve	On-Going	\$1,446,709	\$1,446,709	\$0	\$0	\$0	\$0	\$1,446,709
123	Unissuable Bond	Completed	\$4,171	\$4,171	\$0	\$0	\$0	\$0	\$4,171
	Project Totals		\$638,653,382	\$295,000,000	\$345,104,262	\$291,170,424	\$291,148,511	\$21,913	\$3,829,576



SANTA MONICA COMMUNITY COLLEGE DISTRICT
Measure AA Bond Budget History
as of June 30, 2023

MEASURE AA

	Project Name	Completion	Preliminary Measure AA Budget	Measure AA Budget as of 3/31/23	Measure AA Budget as of 6/30/23	Variance	Measure AA Remaining as of 6/30/23
101	Environmental Performance - Central Plant Connections	Completed	\$12,034,042	\$10,767,251	\$10,767,251	\$0	\$0
102	Infrastructure & Technology - Information Technology Relocation	Completed	\$13,287,218	\$23,140,771	\$23,140,771	\$0	\$0
103	Media and Technology Complex - Academy Site	Completed	\$57,480,824	\$124,669,502	\$124,669,502	\$0	\$1,161,872
104	Replacement Health/PE/Fitness/ Dance Building with Central Plant	Completed	\$29,232,317	\$44,428,222	\$44,428,222	\$0	\$0
105	Drescher - Academic Modernization, Bookstore, Pico Promenade II	Completed	\$34,026,480	\$5,082	\$5,082	\$0	\$0
106	Replacement Math and Science Extension Building	July 2024	\$68,259,000	\$2,244,008	\$2,244,008	\$0	\$239,824
107	Madison East Wing Seismic Upgrade	Completed	\$6,146,000	\$30,161,852	\$30,161,852	\$0	\$0
108	Renovation of Corsair Stadium	June 2024	\$11,203,000	\$1,035,299	\$1,035,299	\$0	\$977,000
109	Career Opportunity and Advancement Center (Bundy)	Completed	\$32,384,000	\$0	\$0	\$0	\$0
110	Malibu Center	Completed	\$6,069,031	\$0	\$0	\$0	\$0
111	Business & Facilities Infrastructure	Completed	\$17,506,952	\$1,968,124	\$1,968,124	\$0	\$0
112	Master Planning, Program Management, Overhead	Completed	\$2,000,000	\$834,697	\$834,697	\$0	\$0
113	Energy Efficiency Projects	Completed	\$5,371,136	\$3,016,773	\$3,016,773	\$0	\$0
114	Community Classroom & Facility Projects	Completed	\$0	\$3,162,183	\$3,162,183	\$0	\$0
115	Real Property Acquisition	Completed	\$0	\$24,638,386	\$24,638,386	\$0	\$0
116	Roadways, Walkways, Grounds, Parking Lots, and Garages	Completed	\$0	\$2,130,670	\$2,130,670	\$0	\$0
117	Infrastructure & Technology - Technology	Completed	\$0	\$2,434,417	\$2,434,417	\$0	\$0
118	Infrastructure & Technology - Utility	Completed	\$0	\$27,753	\$27,753	\$0	\$0
119	Emergency Lighting, Fire Alarm, and Security System	Completed	\$0	\$11,515,614	\$11,515,614	\$0	\$0
120	Student Services	Completed	\$0	\$6,870,490	\$6,870,490	\$0	\$0
121	Cost of Issuance	Completed	\$0	\$498,026	\$498,026	\$0	\$0
122	Management Reserve	On-Going	\$0	\$1,446,709	\$1,446,709	\$0	\$1,446,709
123	Unissuable Bond	Completed	\$0	\$4,171	\$4,171	\$0	\$4,171
	Project Totals		\$295,000,000	\$295,000,000	\$295,000,000	\$0	\$3,829,576

SANTA MONICA COMMUNITY COLLEGE DISTRICT
Measure AA Project Schedule
 As of June 30, 2023

MEASURE AA

	Project Name	Completion	2020	2021	2022	2023	2024
101	Environmental Performance - Central Plant Connections	Completed					
102	Infrastructure & Technology - Information Technology Relocati	Completed					
103	Media and Technology Complex - Academy Site	Completed					
104	Replacement Health/PE/Fitness/Dance Building with Central Pla	Completed					
105	Drescher - Academic Modernization, Bookstore, Pico Promenad	Completed					
106	Replacement Math and Science Extension Building	July 2024					
107	Madison East Wing Seismic Upgrade	Completed					
108	Renovation of Corsair Stadium	December 2024					
109	Career Opportunity and Advancement Center (Bundy)	Completed					
110	Malibu Center	Completed					
111	Business & Facilities Infrastructure	Completed					
112	Master Planning, Program Management, Overhead	Completed					
113	Energy Efficiency Projects	Completed					
114	Community Classroom & Facility Projects	Completed					
115	Real Property Acquisition	Completed					
116	Roadways, Walkways, Grounds, Parking Lots, and Garages	Completed					
117	Infrastructure & Technology - Technology	Completed					
118	Infrastructure & Technology - Utility	Completed					
119	Emergency Lighting, Fire Alarm, and Security System	Completed					
120	Student Services	Completed					
121	Cost of Issuance	Completed					
122	Management Reserve	On-Going					
123	Unissuable Bond	Completed					

 In Planning
 In Construction

Projects	Budget	09/10 Final	10/11 Final	11/12 Final	12/13 Final	13/14 Final	14/15 Final	15/16 Final	16/17 Final	17/18 Final	18/19 Final	19/20 Final	20/21 Final	21/22 Final	22/23 Final	Combined Totals
AA 7100062																
Environmental Performance - Central Plant Connections (101)																
Legal		\$0	\$0	\$0	\$125	\$0	\$0	\$0	\$0	\$0	\$0	\$0	\$0	\$0	\$0	\$125
Other Contract Services		\$0	\$0	\$49,837	\$16,239	\$0	\$0	\$0	\$0	\$9,920	\$0	\$0	\$0	\$0	\$0	\$75,996
Consultants		\$0	\$0	\$0	\$0	\$28	\$0	\$0	\$0	\$0	\$0	\$0	\$0	\$0	\$0	\$28
Building & Additions		\$0	\$0	\$0	\$361	\$729	\$640	\$1,328,592	\$6,934,044	\$446,861	\$0	\$0	\$0	\$0	\$0	\$8,711,229
Architect		\$0	\$385	\$148,311	\$176,897	\$36,256	\$0	\$0	\$0	\$0	\$15,699	\$0	\$0	\$0	\$0	\$377,547
Engineering		\$48,500	\$0	\$4,000	\$0	\$152,010	\$39,638	\$66,918	\$138,887	\$62,883	\$0	\$0	\$0	\$0	\$0	\$512,836
Inspection & Testing		\$0	\$0	\$7,688	\$0	\$0	\$0	\$7,310	\$137,150	\$4,382	\$0	\$0	\$0	\$0	\$0	\$156,529
Project Management		\$0	\$17,263	\$55,116	\$48,685	\$61,908	\$19,313	\$104,575	\$526,072	\$99,840	\$190	\$0	\$0	\$0	\$0	\$932,961
Cap Equipment		\$0	\$0	\$0	\$0	\$0	\$0	\$0	\$0	\$0	\$0	\$0	\$0	\$0	\$0	\$0
Non-Cap Equipment		\$0	\$0	\$0	\$0	\$0	\$0	\$0	\$0	\$0	\$0	\$0	\$0	\$0	\$0	\$0
Total		\$48,500	\$17,648	\$264,951	\$242,307	\$250,931	\$59,591	\$1,507,396	\$7,736,152	\$623,886	\$15,889	\$0	\$0	\$0	\$0	\$10,767,251
Project Budget	\$10,767,251															
Less Other Funding	\$0															
Net	\$10,767,251															
Actual Measure AA Expenditures	\$10,767,251															
Running Balance	\$0															

AA 7100063																
Infrastructure & Technology - IT Relocation (102)																
Supplies		\$0	\$0	\$965	\$8,442	\$3,137	\$2,600	\$0	\$0	\$0	\$0	\$0	\$0	\$0	\$0	\$15,144
Consultants		\$0	\$0	\$0	\$0	\$408	\$0	\$7,800	\$0	\$0	\$0	\$0	\$0	\$0	\$0	\$8,208
Maintenance Contract		\$0	\$0	\$0	\$0	\$107,390	\$0	\$77,074	\$79	\$0	\$0	\$0	\$0	\$0	\$0	\$184,543
Legal		\$0	\$0	\$0	\$1,363	\$50	\$0	\$0	\$0	\$0	\$0	\$0	\$0	\$0	\$0	\$1,413
Printing		\$0	\$0	\$0	\$0	\$1,624	\$0	\$0	\$0	\$0	\$0	\$0	\$0	\$0	\$0	\$1,624
Postage		\$0	\$0	\$0	\$0	\$1,567	\$0	\$0	\$0	\$0	\$0	\$0	\$0	\$0	\$0	\$1,567
Other Contract Services		\$0	\$0	\$2,163	\$15,259	\$23,356	\$0	\$19,050	\$4,500	\$0	\$0	\$0	\$0	\$0	\$0	\$64,328
Moving		\$0	\$0	\$0	\$577	\$266	\$27,655	\$22,618	\$0	\$0	\$0	\$0	\$0	\$0	\$0	\$51,116
Site Improvement		\$0	\$0	\$0	\$24	\$0	\$0	\$0	\$0	\$0	\$0	\$0	\$0	\$0	\$0	\$24
Building & Additions		\$0	\$0	\$0	\$1,767,083	\$9,667,362	\$4,288,987	\$1,203,916	\$165,229	-\$19,798	\$0	\$0	\$0	\$0	\$0	\$17,072,780
Architect		\$105,049	\$482,261	\$505,580	\$183,181	\$287,201	\$236,860	\$120,091	\$0	\$0	\$0	\$0	\$0	\$0	\$0	\$1,920,223
Engineering		\$0	\$0	\$10,037	\$11,065	\$17,147	\$19,512	\$25,994	\$1,956	\$0	\$0	\$0	\$0	\$0	\$0	\$85,712
Inspection & Testing		\$10,291	\$8,793	\$21,449	\$137,523	\$499,982	\$200,262	\$568	\$0	\$0	\$0	\$0	\$0	\$0	\$0	\$878,868
Project Management		\$33,460	\$76,290	\$84,991	\$331,754	\$431,730	\$297,951	\$22,978	\$1,500	\$0	\$0	\$0	\$0	\$0	\$0	\$1,280,653
Cap Equipment		\$0	\$0	\$0	\$29,422	\$645,830	-\$29,090	\$589,604	\$9,811	\$0	\$0	\$0	\$0	\$0	\$0	\$1,245,576
Non-Cap Equipment		\$0	\$0	\$0	\$18,344	\$10,852	\$277,219	\$1,891	\$20,689	\$0	\$0	\$0	\$0	\$0	\$0	\$328,994
Total		\$148,800	\$567,344	\$625,185	\$2,504,035	\$11,697,901	\$5,321,956	\$2,091,584	\$203,764	-\$19,798	\$0	\$0	\$0	\$0	\$0	\$23,140,771
Project Budget	\$23,160,569		Received													
Less Other Funding	\$19,798		\$19,798													
Net	\$23,140,771															
Actual Measure AA Expenditures	\$23,140,771															
Running Balance	\$0															

* Other Funding Source:
 1) Edison \$19,798 received

Infrastructure & Technology - IT Relocation

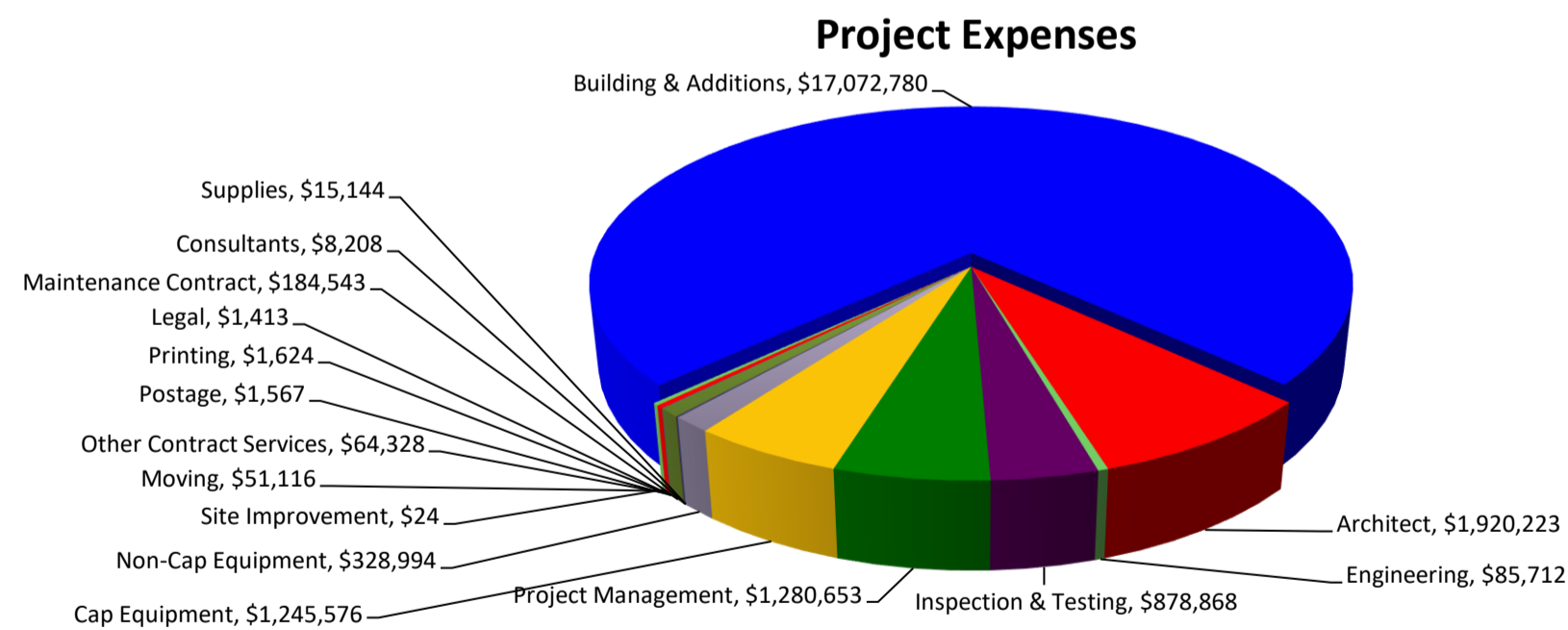
Project Description:
 Relocation of IT/Telecom Departments, and renovation of Media Center

Facility Size:
 9,230 sq/ft

Status:
 Completed

Architect:
 Morris Architects

Contractor:



Projects	Budget	09/10 Final	10/11 Final	11/12 Final	12/13 Final	13/14 Final	14/15 Final	15/16 Final	16/17 Final	17/18 Final	18/19 Final	19/20 Final	20/21 Final	21/22 Final	22/23 Final	Combined Totals	
AA 7100061																	
Media and Technology Complex - Academy Site (103)																	
Consultants		\$0	\$0	\$20,675	\$12,576	\$9,488	\$7,789	\$2,102	\$0	\$12,922	\$0	\$0	\$0	\$0	\$0	\$65,551	
Supplies		\$0	\$0	\$0	\$19,481	\$1,048	\$289	\$0	\$9,251	\$40,519	\$937	\$0	\$0	\$0	\$0	\$71,525	
Maintenance Contract		\$0	\$0	\$0	\$0	\$0	\$0	\$0	\$15,922	\$23,561	\$0	\$0	\$0	\$0	\$0	\$39,483	
Legal		\$16,903	\$0	\$7,958	\$43,363	\$5,066	\$26,186	\$49,155	\$15,435	\$36,221	\$26,991	\$121,256	\$100,053	\$200,783	\$169,704	\$819,072	
Software Support		\$0	\$0	\$0	\$1,982	\$0	\$0	\$0	\$6,548	\$6,975	\$0	\$0	\$0	\$0	\$0	\$15,505	
Service Fee		\$0	\$0	\$0	\$0	\$0	\$0	\$0	\$17,000	\$0	\$0	\$0	\$0	\$0	\$0	\$17,000	
Other Contract Services		\$3,993	\$5,763	\$13,456	\$39,188	\$0	\$0	\$5,853	\$22,622	\$18,628	\$7,690	\$7,550	\$0	\$0	\$0	\$124,743	
Moving Expenses		\$0	\$0	\$0	\$38,756	\$0	\$0	\$0	\$0	\$97,543	\$17,556	\$0	\$0	\$0	\$0	\$153,855	
Site Improvement		\$0	\$0	\$0	\$100,505	\$664	\$606	\$476	\$622	\$526	\$0	\$526	\$0	\$0	\$0	\$103,925	
Building & Additions		\$0	\$538	\$1,498,660	\$3,543,657	\$11,820,615	\$17,734,534	\$23,465,347	\$16,267,550	\$25,548,089	\$219,234	\$626,512	-\$67,164	\$0	\$0	\$100,657,570	
Architect		\$2,097,553	\$2,508,588	\$295,753	\$265,481	\$778,015	\$517,794	\$1,048,935	\$991,386	\$869,801	\$151,886	\$43,416	\$90,690	\$240,094	-\$1,327,000	\$8,572,392	
Engineering		\$16,459	\$29,293	\$9,102	\$29,223	\$8,203	\$72,993	\$118,368	\$72,786	\$51,971	\$37,259	\$0	\$0	\$0	\$0	\$445,657	
Inspection & Testing		\$64,905	\$27,527	\$123,842	\$235,287	\$563,746	\$1,381,801	\$641,972	\$525,264	\$207,240	\$27,210	\$1,212	\$0	\$0	\$0	\$3,800,005	
Project Management		\$121,786	\$233,826	\$269,249	\$506,917	\$800,315	\$930,115	\$1,207,850	\$1,121,670	\$859,779	\$50,681	\$27,825	\$2,450	\$0	\$2,188	\$6,134,649	
Cap Equipment		\$0	\$0	\$0	\$186,301	\$0	\$0	\$0	\$0	\$1,458,273	\$6,604	\$0	\$0	\$0	\$0	\$1,651,178	
Non-Cap Equipment		\$0	\$0	\$0	\$10,782	\$0	\$0	\$0	\$326,845	\$490,727	\$7,167	\$0	\$0	\$0	\$0	\$835,520	
Total			\$2,321,599	\$2,805,534	\$2,238,694	\$5,033,499	\$13,987,159	\$20,672,105	\$26,540,059	\$19,392,902	\$29,722,772	\$553,215	\$828,296	\$126,029	\$440,877	-\$1,155,109	\$123,507,630
Project Budget	\$131,504,893	Received															
Less Other Funding*	\$6,835,391	\$6,835,391															
Net	\$124,669,502																
Actual Measure AA Expenditures	\$123,507,630																
Running Balance	\$1,161,872																

* Other Funding Source:
 1) KCRW Foundation \$6,803,412 received
 2) Edison \$31,979.48 received

Media and Technology Complex - Academy Site

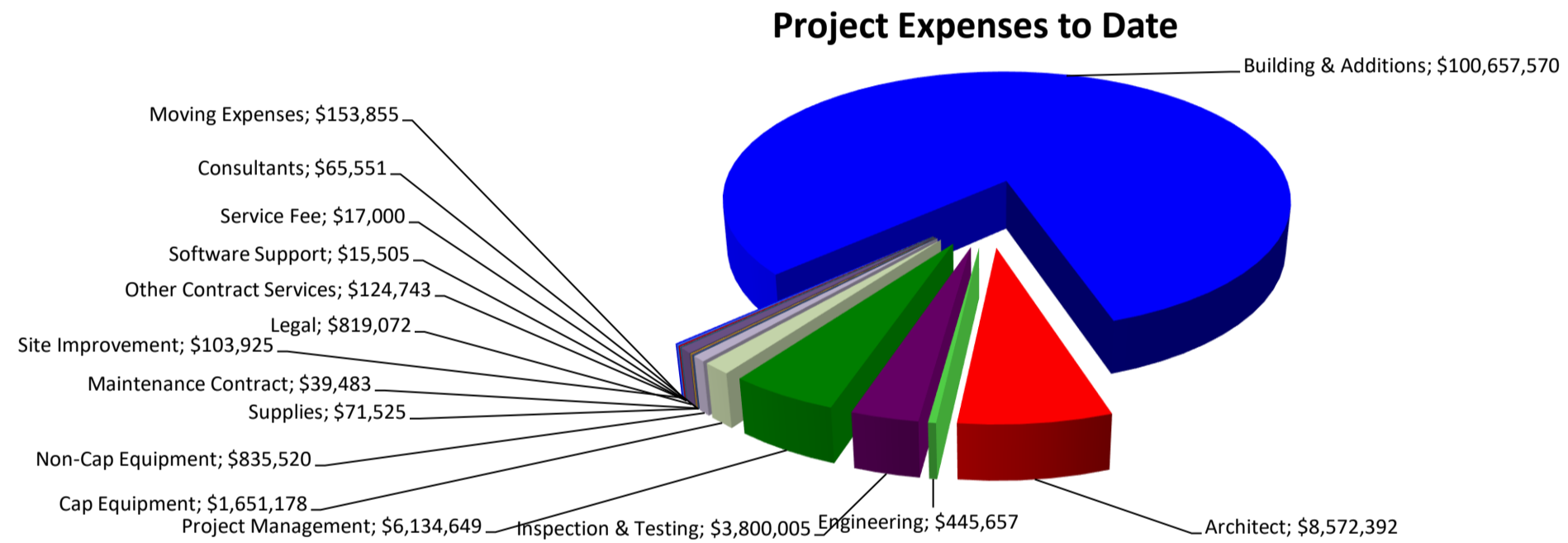
Project Description:
 Renovation and new extension to the existing building, new building for KCRW, and a new parking structure

Facility Size:
 Building - 116,000 sq/ft
 Parking Structure - 450 spaces

Status:
 Completed

Architect:
 Clive Wilkinson Architects

Contractor:
 H.B. Parkco Construction



Projects	Budget	09/10 Final	10/11 Final	11/12 Final	12/13 Final	13/14 Final	14/15 Final	15/16 Final	16/17 Final	17/18 Final	18/19 Final	19/20 Final	20/21 Final	21/22 Final	22/23 Final	Combined Totals
AA 7100060																
Repl. Health/PE/Fitness/Dance Building with Central Plant (104)																
Consultants		\$0	\$0	\$0	\$14	\$62	\$2,304	\$184	\$0	\$0	\$0	\$0	\$0	\$0	\$0	\$2,564
Supplies		\$0	\$0	\$0	\$0	\$7,089	\$195	\$484	\$20,947	\$0	\$0	\$0	\$0	\$0	\$0	\$28,715
Legal		\$0	\$0	\$0	\$0	\$0	\$0	\$663	\$80	\$0	\$0	\$0	\$0	\$0	\$0	\$742
Software Support		\$0	\$0	\$0	\$0	\$0	\$0	\$0	\$1,209	\$0	\$0	\$0	\$0	\$0	\$0	\$1,209
Site Improvement		\$0	\$0	\$0	\$0	\$0	\$559	\$440	\$575	\$0	\$0	\$0	\$0	\$0	\$0	\$1,574
Off Campus Printing		\$0	\$0	\$0	\$0	\$0	\$2,165	\$0	\$0	\$0	\$0	\$0	\$0	\$0	\$0	\$2,165
Postage		\$0	\$0	\$0	\$0	\$0	\$1,505	\$0	\$0	\$0	\$0	\$0	\$0	\$0	\$0	\$1,505
Other Contract Services		\$120	\$38	\$112	\$32,634	\$0	\$1,019	\$581	\$0	\$2,644	\$0	\$0	\$0	\$0	\$0	\$37,147
Building & Additions		\$0	\$0	\$0	\$817	\$4,188	\$1,623	\$13,783,023	\$14,880,829	\$5,315,393	-\$148,184	\$0	\$0	\$0	\$0	\$33,837,688
Architect		\$256,076	\$1,568,564	\$1,790,207	\$518,973	\$177,583	\$364,853	\$585,900	\$373,345	\$210,312	\$108,264	\$0	\$0	\$0	\$0	\$5,954,078
Engineering		\$0	\$8,507	\$31,650	\$7,871	\$6,529	\$9,276	\$76,712	\$51,025	\$11,318	\$2,900	\$0	\$0	\$0	\$0	\$205,788
Inspection & Testing		\$36,892	\$490	\$21,150	\$1,285	\$360	\$133,756	\$846,765	\$358,724	\$60,826	\$1,330	\$0	\$0	\$0	\$0	\$1,461,579
Project Management		\$34,968	\$113,379	\$118,783	\$94,768	\$108,528	\$463,418	\$564,240	\$487,065	\$312,539	\$20,242	\$0	\$0	\$0	\$0	\$2,317,928
Cap Equipment		\$0	\$0	\$0	\$0	\$0	\$0	\$0	\$164,793	\$68,425	\$0	\$0	\$0	\$0	\$0	\$233,218
Non-Cap Equipment		\$0	\$0	\$0	\$0	\$0	\$0	\$9,015	\$206,229	\$127,078	\$0	\$0	\$0	\$0	\$0	\$342,322
Total		\$328,056	\$1,690,978	\$1,961,901	\$656,362	\$304,338	\$989,689	\$15,858,991	\$16,544,820	\$6,108,535	-\$15,448	\$0	\$0	\$0	\$0	\$44,428,222
Project Budget	\$56,240,452															
Less Other Funding*	\$11,812,230															
Net	\$44,428,222															
Actual Measure AA Expenditures	\$44,428,222															
Running Balance	\$0															

*** Other Funding Source:**
 1) Measure S - \$11,603,383 allocated
 2) SCE \$190,847.28, Gas Co. \$18,000 received

Repl. Health/PE/Fitness/Dance Building with Central Plant

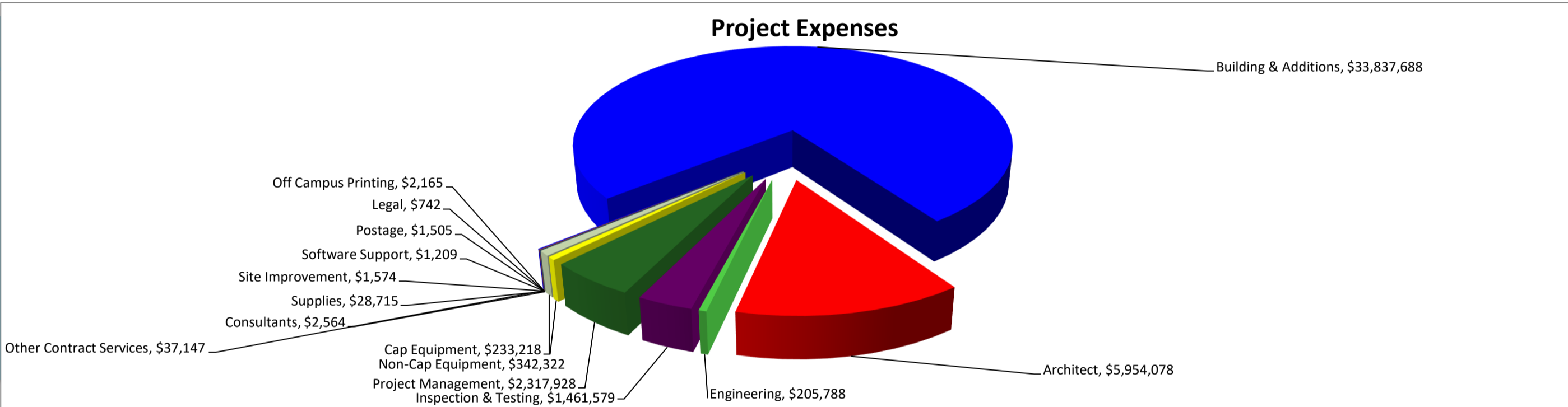
Project Description:
 Replacement of locker rooms, fitness center, dance studios, and new central plant

Facility Size:
 62,000 sq/ft

Status:
 Completed

Architect:
 Gensler Architects

Contractor:
 Bernards Brothers



Projects	Budget	09/10 Final	10/11 Final	11/12 Final	12/13 Final	13/14 Final	14/15 Final	15/16 Final	16/17 Final	17/18 Final	18/19 Final	19/20 Final	20/21 Final	21/22 Final	22/23	Combined Totals
AA 7100065																
Drescher - Academic Modernization, Bookstore, Pico Promenade (105)																
Legal		\$0	\$0	\$0	\$0	\$0	\$0	\$0	\$0	\$0	\$0	\$0	\$0	\$0	\$0	\$0
Other Contract Services		\$0	\$0	\$0	\$0	\$0	\$0	\$0	\$0	\$0	\$0	\$0	\$0	\$0	\$0	\$0
Site Acquisition		\$0	\$0	\$0	\$0	\$0	\$0	\$0	\$0	\$0	\$0	\$0	\$0	\$0	\$0	\$0
Inspection & Testing		\$0	\$0	\$0	\$0	\$0	\$0	\$0	\$0	\$0	\$0	\$0	\$0	\$0	\$0	\$0
Project Management		\$0	\$0	\$5,082	\$0	\$0	\$0	\$0	\$0	\$0	\$0	\$0	\$0	\$0	\$0	\$5,082
Total		\$0	\$0	\$5,082	\$0	\$0	\$0	\$0	\$0	\$0	\$0	\$0	\$0	\$0	\$0	\$5,082
Project Budget	\$13,005,082															
Less Other Funding*	\$13,000,000															
Net	\$5,082															
Actual Measure AA Expenditures	\$5,082															
Running Balance	\$0															

*** Other Funding Source:**
 1) Measure V 13,000,000 allocated

Projects	Budget	09/10 Final	10/11 Final	11/12 Final	12/13 Final	13/14 Final	14/15 Final	15/16 Final	16/17 Final	17/18 Final	18/19 Final	19/20 Final	20/21 Final	21/22 Final	22/23 Final	Combined Totals
AA 710090																
Replacement Math and Science Extension Building (106)																
Legal		\$0	\$0	\$0	\$0	\$0	\$0	\$0	\$0	\$0	\$0	\$0	\$0	\$0	\$0	\$0
Other Contract Services		\$0	\$0	\$0	\$0	\$0	\$0	\$0	\$0	\$1,525	\$0	\$0	\$0	\$0	\$0	\$1,525
Site Acquisition		\$0	\$0	\$0	\$0	\$0	\$0	\$0	\$0	\$0	\$0	\$0	\$0	\$0	\$0	\$0
Building & Additions		\$0	\$0	\$0	\$0	\$0	\$0	\$0	\$0	\$4,796	\$0	\$0	\$0	\$0	\$0	\$4,796
Architect		\$0	\$0	\$0	\$0	\$0	\$0	\$0	\$0	\$1,787,824	-\$94,695	\$0	\$0	\$0	\$0	\$1,693,130
Engineering		\$0	\$0	\$0	\$0	\$0	\$0	\$0	\$0	\$0	\$0	\$0	\$0	\$0	\$0	\$0
Inspection & Testing		\$0	\$0	\$0	\$0	\$0	\$0	\$0	\$0	\$70,223	\$0	\$0	\$0	\$0	\$0	\$70,223
Project Management		\$0	\$0	\$0	\$0	\$4,950	\$0	\$0	\$800	\$228,760	\$0	\$0	\$0	\$0	\$0	\$234,510
Total		\$0	\$0	\$0	\$0	\$4,950	\$0	\$0	\$800	\$2,093,128	-\$94,695	\$0	\$0	\$0	\$0	\$2,004,184
Project Budget	\$124,958,336	Received														
Less Other Funding	\$122,714,328	\$17,743,528	* Other Funding Source:													
Net	\$2,244,008	1) Measure U \$308,336 2) Measure V \$82,317,992 allocated														
Actual Measure AA Expenditures	\$2,004,184	3) State of California \$40,088,000 allocated														
Running Balance	\$239,824															

AA 710047																
Madison East Wing Seismic Upgrade (107)																
Supplies		\$0	\$0	\$0	\$0	\$0	\$0	\$0	\$6,197	\$0	\$0	\$0	\$0	\$0	\$0	\$6,197
Consultants		\$0	\$0	\$0	\$0	\$135	\$28	\$0	\$0	\$0	\$0	\$0	\$0	\$0	\$0	\$163
Off Campus Printing		\$0	\$0	\$0	\$0	\$0	\$285	\$0	\$0	\$0	\$0	\$0	\$0	\$0	\$0	\$285
Maintenance Contract		\$0	\$0	\$0	\$0	\$0	\$0	\$0	\$357	\$0	\$0	\$0	\$0	\$0	\$0	\$357
Legal		\$0	\$0	\$0	\$0	\$0	\$0	\$0	\$7,579	\$11,822	\$8,263	\$950	\$0	\$0	\$0	\$28,613
Software Support		\$0	\$0	\$0	\$0	\$0	\$0	\$0	\$806	\$0	\$0	\$0	\$0	\$0	\$0	\$806
Other Contract Services		\$0	\$364	\$997	\$0	\$0	\$1,328	\$711	\$0	\$0	\$0	\$0	\$0	\$0	\$0	\$3,400
Building & Additions		\$0	\$656	\$312,643	\$0	\$4,248	\$6,030,371	\$8,829,626	\$4,949,223	\$3,967,591	\$0	\$0	\$0	\$0	\$0	\$24,094,358
Architect		\$76,073	\$398,050	\$550,589	\$65,444	\$57,480	\$199,100	\$404,764	\$122,764	\$103,824	\$0	\$0	\$0	\$0	\$0	\$1,978,088
Engineering		\$0	\$0	\$10,707	\$778	\$0	\$13,792	\$33,184	\$37,491	\$90	\$0	\$0	\$0	\$0	\$0	\$96,042
Inspection & Testing		\$0	\$19,848	\$16,752	\$3,036	\$5,851	\$676,323	\$405,443	\$112,876	\$4,703	\$0	\$0	\$0	\$0	\$0	\$1,244,832
Project Management		\$5,557	\$128,878	\$112,573	\$67,447	\$118,242	\$494,874	\$481,165	\$322,379	\$31,230	\$11,286	\$0	\$0	\$0	\$0	\$1,773,629
Cap Equipment		\$0	\$0	\$30,603	\$0	\$0	\$0	\$0	\$537,627	\$0	\$0	\$0	\$0	\$0	\$0	\$568,230
Non-Cap Equipment		\$0	\$0	\$71,827	\$9,788	\$0	\$0	\$0	\$285,236	\$0	\$0	\$0	\$0	\$0	\$0	\$366,851
Total		\$81,630	\$547,796	\$1,106,691	\$146,492	\$185,956	\$7,416,101	\$10,154,894	\$6,382,534	\$4,119,259	\$19,549	\$950	\$0	\$0	\$0	\$30,161,852
Project Budget	\$30,161,852															
Less Other Funding	\$0															
Net	\$30,161,852															
Actual Measure AA Expenditures	\$30,161,852															
Running Balance	\$0															

Madison East Wing Seismic Upgrade

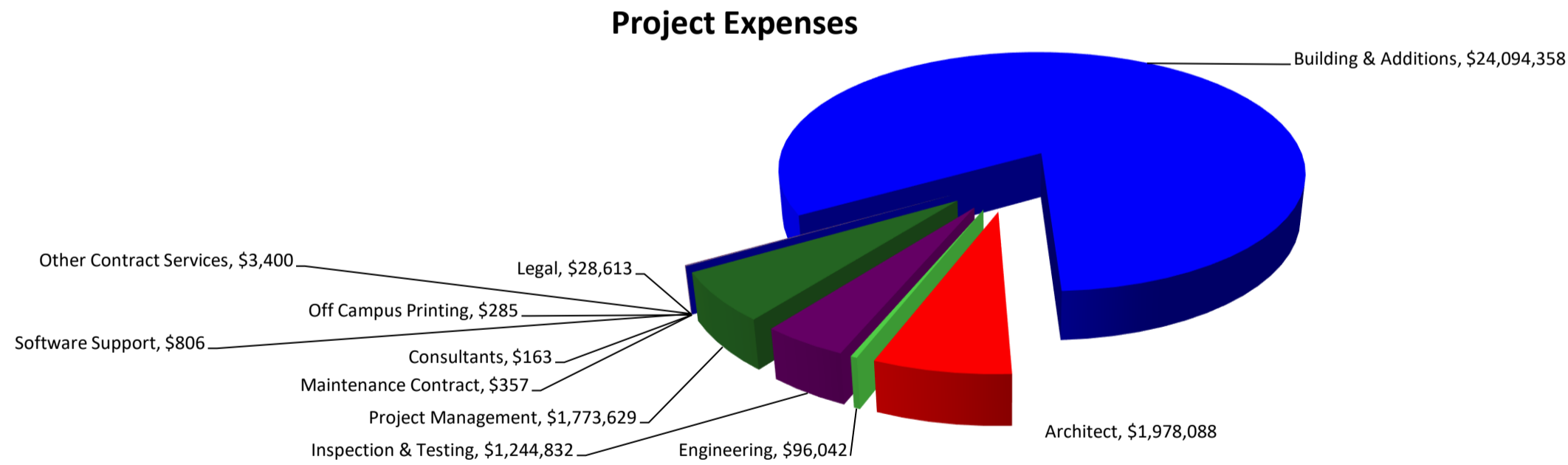
Project Description:
 Replacement of east wing with a new multipurpose room and additional classrooms

Facility Size:
 20,838 sq/ft

Status:
 Completed

Architect:
 DLR Group WWCOT

Contractor:



SANTA MONICA COMMUNITY COLLEGE DISTRICT
MEASURE AA EXPENDITURES
FUND 42.4
As of June 30, 2023

MEASURE AA

Projects	Budget	09/10 Final	10/11 Final	11/12 Final	12/13 Final	13/14 Final	14/15 Final	15/16 Final	16/17 Final	17/18 Final	18/19 Final	19/20 Final	20/21 Final	21/22 Final	22/23 Final	Combined Totals
AA 7100154																
Energy Efficiency Projects (113)																
Legal		\$0	\$0	\$0	\$0	\$0	\$0	\$0	\$0	\$0	\$0	\$0	\$0	\$0	\$0	\$0
Other Contract Services		\$0	\$0	\$0	\$0	\$0	\$0	\$0	\$0	\$0	\$0	\$0	\$0	\$0	\$0	\$0
Building & Additions		\$0	\$0	\$189	\$2,108,853	\$990,389	-\$97,621	\$0	\$0	\$0	\$0	\$0	\$0	\$0	\$0	\$3,001,810
Architect		\$0	\$0	\$0	\$0	\$0	\$0	\$0	\$0	\$0	\$0	\$0	\$0	\$0	\$0	\$0
Engineering		\$0	\$0	\$0	\$0	\$0	\$0	\$0	\$0	\$0	\$0	\$0	\$0	\$0	\$0	\$0
Inspection & Testing		\$0	\$0	\$0	\$4,020	\$0	\$10,118	\$0	\$0	\$0	\$0	\$0	\$0	\$0	\$0	\$14,138
Project Management		\$0	\$0	\$0	\$0	\$0	\$825	\$0	\$0	\$0	\$0	\$0	\$0	\$0	\$0	\$825
Non-Cap Equipment		\$0	\$0	\$0	\$0	\$0	\$0	\$0	\$0	\$0	\$0	\$0	\$0	\$0	\$0	\$0
Total		\$0	\$0	\$189	\$2,112,873	\$990,389	-\$86,678	\$0	\$0	\$0	\$0	\$0	\$0	\$0	\$0	\$3,016,773
Project Budget	\$3,508,088															
Less Other Funding	\$491,315															
Net	\$3,016,773															
Actual Measure AA Expenditures	\$3,016,773															
Running Balance	\$0															
		* Other Funding Source: 1) DWP \$18,715.00 received 2) SCE \$446,519.77 received 3) Gas Co. \$26,080 received														

AA 7100064																	
Community Classroom & Facility Projects (114)																	
Supplies		\$0	\$0	\$0	\$124	\$0	\$0	\$0	\$0	\$0	\$0	\$0	\$0	\$0	\$0	\$0	\$124
Legal		\$0	\$0	\$1,867	\$1,418	\$0	\$0	\$0	\$0	\$0	\$0	\$0	\$0	\$0	\$0	\$0	\$3,285
Other Contract Services		\$0	\$3,720	\$1,869	\$0	\$0	\$0	\$0	\$0	\$0	\$0	\$0	\$0	\$0	\$0	\$0	\$5,588
Building & Additions		\$0	\$434,578	\$1,369,441	\$408,696	-\$1,003	\$0	\$0	\$0	\$0	\$0	\$0	\$0	\$0	\$0	\$0	\$2,211,712
Architect		\$0	\$263,833	\$48,120	\$1,318	\$0	\$0	\$0	\$0	\$0	\$0	\$0	\$0	\$0	\$0	\$0	\$313,272
Engineering		\$0	\$3,220	\$3,143	\$0	\$0	\$0	\$0	\$0	\$0	\$0	\$0	\$0	\$0	\$0	\$0	\$6,363
Inspection & Testing		\$0	\$41,002	\$80,885	\$1,495	\$0	\$0	\$0	\$0	\$0	\$0	\$0	\$0	\$0	\$0	\$0	\$123,382
Project Management		\$135	\$117,247	\$143,780	\$27,570	\$0	\$0	\$0	\$0	\$0	\$0	\$0	\$0	\$0	\$0	\$0	\$288,732
Non-Cap Equipment		\$0	\$0	\$209,726	\$0	\$0	\$0	\$0	\$0	\$0	\$0	\$0	\$0	\$0	\$0	\$0	\$209,726
Total		\$135	\$863,599	\$1,858,831	\$440,621	-\$1,003	\$0	\$0	\$0	\$0	\$0	\$0	\$0	\$0	\$0	\$0	\$3,162,183
Project Budget	\$3,162,183																
Less Other Funding	\$0																
Net	\$3,162,183																
Actual Measure AA Expenditures	\$3,162,183																
Running Balance	\$0																

AA 7100057																	
Real Property Acquisition (115)																	
Legal		\$0	\$0	\$0	\$0	\$0	\$0	\$0	\$0	\$659	\$0	\$0	\$0	\$0	\$0	\$0	\$659
Other Contract Services		\$0	\$39	\$7,000	\$0	\$15,800	\$0	\$0	\$0	\$0	\$0	\$0	\$0	\$0	\$0	\$0	\$22,839
Site Acquisition		\$1,739,979	\$4,001,204	\$9,022,207	\$0	\$0	\$0	\$0	\$5,013,226	\$4,821,600	\$0	\$0	\$0	\$0	\$0	\$0	\$24,598,214
Inspection & Testing		\$8,689	\$7,986	\$0	\$0	\$0	\$0	\$0	\$0	\$0	\$0	\$0	\$0	\$0	\$0	\$0	\$16,674
Project Management		\$0	\$0	\$0	\$0	\$0	\$0	\$0	\$0	\$0	\$0	\$0	\$0	\$0	\$0	\$0	\$0
Total		\$1,748,667	\$4,009,228	\$9,029,207	\$0	\$15,800	\$0	\$0	\$5,013,226	\$4,822,259	\$0	\$0	\$0	\$0	\$0	\$0	\$24,638,386
Project Budget	\$24,638,386																
Less Other Funding	\$0																
Net	\$24,638,386																
Actual Measure AA Expenditures	\$24,638,386																
Running Balance	\$0																

SANTA MONICA COMMUNITY COLLEGE DISTRICT
 MEASURE AA EXPENDITURES
 FUND 42.4
 As of June 30, 2023

MEASURE AA

Projects	Budget	09/10 Final	10/11 Final	11/12 Final	12/13 Final	13/14 Final	14/15 Final	15/16 Final	16/17 Final	17/18 Final	18/19 Final	19/20 Final	20/21 Final	21/22 Final	22/23 Final	Combined Totals
AA 7100058, 7100151, 7100156, 7100059																
Roadways, Walkways, Grounds, Parking Lots, and Garages (116)																
Supplies		\$0	\$0	\$0	\$0	\$4,616	\$0	\$0	\$0	\$0	\$0	\$0	\$0	\$0	\$0	\$4,616
Legal		\$0	\$0	\$0	\$125	\$0	\$0	\$0	\$0	\$0	\$0	\$0	\$0	\$0	\$0	\$125
Consultants		\$0	\$0	\$0	\$48,090	\$5,018	\$0	\$0	\$0	\$0	\$0	\$0	\$0	\$0	\$0	\$53,108
Other Contract Services		\$218	\$770	\$122	\$25,249	\$0	\$0	\$0	\$0	\$0	\$0	\$0	\$0	\$0	\$0	\$26,358
Building & Additions		\$185,345	\$6,731	\$113,784	\$321,603	\$975,401	\$0	\$0	\$0	\$0	\$0	\$0	\$0	\$0	\$0	\$1,602,864
Architect		\$0	\$0	\$0	\$103,569	\$19,225	\$1,240	\$0	\$0	\$0	\$0	\$0	\$0	\$0	\$0	\$124,035
Engineering		\$0	\$0	\$0	\$1,095	\$1,445	\$0	\$0	\$0	\$0	\$0	\$0	\$0	\$0	\$0	\$2,540
Inspection & Testing		\$13,380	\$7,865	\$13,553	\$20,126	\$42,865	\$0	\$0	\$0	\$0	\$0	\$0	\$0	\$0	\$0	\$97,787
Project Management		\$24,404	\$12,439	\$21,945	\$54,095	\$104,943	\$1,411	\$0	\$0	\$0	\$0	\$0	\$0	\$0	\$0	\$219,237
Total		\$223,347	\$27,804	\$149,403	\$573,951	\$1,153,512	\$2,652	\$0	\$0	\$0	\$0	\$0	\$0	\$0	\$0	\$2,130,670
Project Budget	\$7,022,417															
Less Other Funding	\$4,891,747															
Net	\$2,130,670															
Actual Measure AA Expenditures	\$2,130,670															
Running Balance	\$0															
		* Other Funding Source:														
		1) Measure S: \$3,891,747														
		2) Measure V: \$1,000,000 allocated														

AA 7100069																
Infrastructure & Technology - Technology (117)																
Software		\$0	\$0	\$0	\$0	\$0	\$218	\$0	\$0	\$0	\$0	\$0	\$0	\$0	\$0	\$218
Supplies		\$0	\$0	\$13,646	\$7,587	\$0	\$16,966	\$0	\$0	\$0	\$0	\$0	\$0	\$0	\$0	\$38,200
Maintenance Contract		\$0	\$9,472	\$46,300	\$210,581	\$18,944	\$42,415	\$9,472	\$0	\$0	\$0	\$0	\$0	\$0	\$0	\$337,186
Other Contract Services		\$0	\$0	\$0	\$0	\$0	\$49,589	\$0	\$0	\$0	\$0	\$0	\$0	\$0	\$0	\$49,589
Building & Additions		\$0	\$0	\$0	\$0	\$0	\$0	\$0	\$0	\$0	\$0	\$0	\$0	\$0	\$0	\$0
Project Management		\$0	\$0	\$0	\$0	\$0	\$0	\$0	\$0	\$0	\$0	\$0	\$0	\$0	\$0	\$0
Cap Equipment		\$0	\$207,423	\$33,063	\$576,294	\$0	\$1,145,668	\$0	\$0	\$0	\$0	\$0	\$0	\$0	\$0	\$1,962,449
Non-Cap Equipment		\$0	\$0	\$42,827	\$500	\$0	\$3,447	\$0	\$0	\$0	\$0	\$0	\$0	\$0	\$0	\$46,775
Total		\$0	\$216,896	\$135,838	\$794,963	\$18,944	\$1,258,304	\$9,472	\$0	\$0	\$0	\$0	\$0	\$0	\$0	\$2,434,417
Project Budget	\$2,434,417															
Less Other Funding	\$0															
Net	\$2,434,417															
Actual Measure AA Expenditures	\$2,434,417															
Running Balance	\$0															

AA 7100150																
Infrastructure & Technology - Utility (118)																
Software License		\$0	\$12,000	\$0	\$0	\$0	\$0	\$0	\$0	\$0	\$0	\$0	\$0	\$0	\$0	\$12,000
Legal		\$0	\$0	\$0	\$0	\$0	\$0	\$0	\$0	\$0	\$0	\$0	\$0	\$0	\$0	\$0
Building & Additions		\$0	\$0	\$0	\$0	\$0	\$0	\$0	\$0	\$0	\$0	\$0	\$0	\$0	\$0	\$0
Architect		\$0	\$0	\$0	\$0	\$0	\$0	\$0	\$0	\$0	\$0	\$0	\$0	\$0	\$0	\$0
Inspection & Testing		\$0	\$4,979	\$0	\$0	\$0	\$0	\$0	\$0	\$0	\$0	\$0	\$0	\$0	\$0	\$4,979
Project Management		\$0	\$3,240	\$0	\$0	\$0	\$0	\$0	\$0	\$0	\$0	\$0	\$0	\$0	\$0	\$3,240
Cap Equipment		\$0	\$0	\$7,534	\$0	\$0	\$0	\$0	\$0	\$0	\$0	\$0	\$0	\$0	\$0	\$7,534
Non-Cap Equipment		\$0	\$0	\$0	\$0	\$0	\$0	\$0	\$0	\$0	\$0	\$0	\$0	\$0	\$0	\$0
Total		\$0	\$20,219	\$7,534	\$0	\$0	\$0	\$0	\$0	\$0	\$0	\$0	\$0	\$0	\$0	\$27,753
Project Budget	\$27,753															
Less Other Funding	\$0															
Net	\$27,753															
Actual Measure AA Expenditures	\$27,753															
Running Balance	\$0															

SANTA MONICA COMMUNITY COLLEGE DISTRICT
MEASURE AA EXPENDITURES
FUND 42.4
As of June 30, 2023

MEASURE AA

Projects	Budget	09/10 Final	10/11 Final	11/12 Final	12/13 Final	13/14 Final	14/15 Final	15/16 Final	16/17 Final	17/18 Final	18/19 Final	19/20 Final	20/21 Final	21/22 Final	22/23 Final	Combined Totals
AA 7100153																
Emergency Lighting, Fire Alarm, and Security System (119)																
Supplies		\$0	\$0	\$0	\$0	\$2,348	\$0	\$0	\$2,671	\$0	\$0	\$0	\$0	\$0	\$0	\$5,020
Consultants/Legal		\$0	\$0	\$0	\$0	\$0	\$16	\$0	\$0	\$0	\$442	\$0	\$0	\$0	\$0	\$458
Telecom Fee		\$0	\$0	\$0	\$0	\$0	\$800	\$0	\$0	\$0	\$0	\$0	\$0	\$0	\$0	\$800
Maintenance Contract		\$0	\$0	\$648	\$0	\$39,700	\$0	\$2,700	\$0	\$0	\$0	\$0	\$0	\$0	\$0	\$43,048
Software Support		\$0	\$0	\$24,765	\$0	\$106,367	\$0	\$2,232	\$0	\$0	\$0	\$0	\$0	\$0	\$0	\$133,365
Other Contract Services		\$0	\$0	\$0	\$0	\$47,695	\$0	\$4,643	\$1,560	\$0	\$0	\$0	\$0	\$0	\$0	\$53,897
Building & Additions		\$0	\$0	\$0	\$0	\$110	\$2,648,866	\$4,129,145	\$1,308,230	\$763,170	\$26,375	\$79,172	\$0	\$0	\$0	\$8,955,068
Architect		\$0	\$0	\$0	\$0	\$0	\$18,925	\$0	\$0	\$5,047	\$0	\$0	\$0	\$0	\$0	\$23,972
Engineering		\$0	\$0	\$0	\$0	\$211,030	\$389,013	\$156,247	\$255,798	\$358,560	\$114,585	\$0	\$0	\$0	\$0	\$1,485,233
Inspection & Testing		\$0	\$0	\$0	\$0	\$0	\$0	\$58,831	\$4,800	\$0	\$0	\$0	\$0	\$0	\$0	\$63,631
Project Management		\$0	\$0	\$0	\$0	\$51,008	\$52,044	\$79,285	\$16,500	\$49,738	\$240	\$0	\$0	\$0	\$0	\$248,814
Cap Equipment		\$0	\$0	\$0	\$0	\$89,415	\$0	\$5,871	\$0	\$0	\$0	\$0	\$0	\$0	\$0	\$95,286
Non-Cap Equipment		\$0	\$0	\$6,087	\$0	\$392,586	\$8,348	\$0	\$0	\$0	\$0	\$0	\$0	\$0	\$0	\$407,022
Total		\$0	\$0	\$31,500	\$0	\$940,259	\$3,118,012	\$4,438,953	\$1,589,560	\$1,176,515	\$141,642	\$79,172	\$0	\$0	\$0	\$11,515,614
Project Budget	\$11,515,614															
Less Other Funding	\$0															
Net	\$11,515,614															
Actual Measure AA Expenditures	\$11,515,614															
Running Balance	\$0															

AA 7100142																
Student Services (120)																
Supplies		\$0	\$0	\$0	\$0	\$0	\$0	\$0	\$0	\$0	\$0	\$0	\$0	\$0	\$0	\$0
Consultants		\$0	\$0	\$0	\$0	\$0	\$0	\$0	\$0	\$0	\$0	\$0	\$0	\$0	\$0	\$0
Telecom Fee		\$0	\$0	\$0	\$0	\$0	\$0	\$0	\$0	\$0	\$0	\$0	\$0	\$0	\$0	\$0
Maintenance Contract		\$0	\$0	\$0	\$0	\$0	\$0	\$0	\$0	\$0	\$0	\$0	\$0	\$0	\$0	\$0
Software Support		\$0	\$0	\$0	\$0	\$0	\$0	\$0	\$0	\$0	\$0	\$0	\$0	\$0	\$0	\$0
Other Contract Services		\$0	\$0	\$0	\$0	\$0	\$0	\$0	\$0	\$0	\$0	\$0	\$0	\$0	\$0	\$0
Building & Additions		\$0	\$0	\$0	\$0	\$0	\$0	\$0	\$0	\$3,165,626	\$3,704,864	\$0	\$0	\$0	\$0	\$6,870,490
Architect		\$0	\$0	\$0	\$0	\$0	\$0	\$0	\$0	\$0	\$0	\$0	\$0	\$0	\$0	\$0
Engineering		\$0	\$0	\$0	\$0	\$0	\$0	\$0	\$0	\$0	\$0	\$0	\$0	\$0	\$0	\$0
Inspection & Testing		\$0	\$0	\$0	\$0	\$0	\$0	\$0	\$0	\$0	\$0	\$0	\$0	\$0	\$0	\$0
Project Management		\$0	\$0	\$0	\$0	\$0	\$0	\$0	\$0	\$0	\$0	\$0	\$0	\$0	\$0	\$0
Cap Equipment		\$0	\$0	\$0	\$0	\$0	\$0	\$0	\$0	\$0	\$0	\$0	\$0	\$0	\$0	\$0
Non-Cap Equipment		\$0	\$0	\$0	\$0	\$0	\$0	\$0	\$0	\$0	\$0	\$0	\$0	\$0	\$0	\$0
Total		\$0	\$0	\$0	\$0	\$0	\$0	\$0	\$0	\$3,165,626	\$3,704,864	\$0	\$0	\$0	\$0	\$6,870,490
Project Budget	\$6,870,490															
Less Other Funding	\$0															
Net	\$6,870,490															
Actual Measure AA Expenditures	\$6,870,490															
Running Balance	\$0															
		* Other Funding Source:														
		1) State of California \$1,321,000 received														
		2) Measure U \$21,131,135, Measure S \$45,595,322, Measure V \$33,624,909 allocated														
		3) Measure U, S & AA interests \$21,681,308 allocated														

Cost of Issuance (121)																
Cost of Issuance		\$0	\$0	\$0	\$0	\$0	\$285,000	\$0	\$213,026	\$0	\$0	\$0	\$0	\$0	\$0	\$498,026
Total		\$0	\$0	\$0	\$0	\$0	\$285,000	\$0	\$213,026	\$0	\$0	\$0	\$0	\$0	\$0	\$498,026
Project Budget	\$498,026															
Less Other Funding	\$0															
Net	\$498,026															
Actual Measure AA Expenditures	\$498,026															
Running Balance	\$0															

Grand Total		\$4,900,734	\$10,935,584	\$17,864,407	\$13,113,759	\$30,388,248	\$39,049,510	\$60,741,756	\$57,313,878	\$52,193,046	\$4,326,286	\$908,418	\$126,029	\$440,877	-\$1,132,109	\$291,170,423
--------------------	--	--------------------	---------------------	---------------------	---------------------	---------------------	---------------------	---------------------	---------------------	---------------------	--------------------	------------------	------------------	------------------	---------------------	----------------------

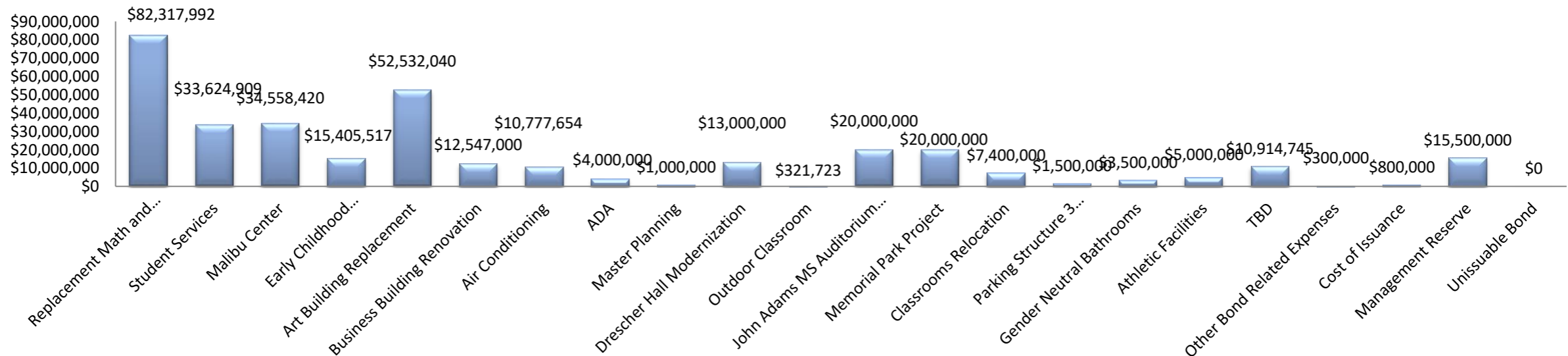
Measure AA Interest		18/19 Final
Parking Garage and Grounds - Student Services (9)		
Site Improvement		\$0
Building & Additions		\$5,192,948
Architect		\$0
Engineering		\$0
Inspection & Testing		\$0
Project Management		\$0
Total		\$5,192,948
Project Budget	\$5,192,948	
Actual Measure AA Interest Expenditures	\$5,192,948	
Running Balance	\$0	

Measure V Bond Budget

As of June 30, 2023

	Project Name	Completion	Project Budget	Measure V Allocation	Other Funding	Measure V Expenditures as of 6/30/23	Measure V Expenditures as of 3/31/23	Measure V Expenditures Last Period	Total Measure V Remaining
101	Replacement Math and Science Extension Building	July 2024	\$124,958,336	\$82,317,992	\$42,640,344	\$48,021,587	\$52,666,542	-\$4,644,955	\$34,296,405
102	Student Services	Completed	\$130,224,164	\$33,624,909	\$96,599,255	\$24,724,171	\$24,607,893	\$116,278	\$8,900,738
103	Malibu Center	Completed	\$61,985,779	\$34,558,420	\$27,427,359	\$27,208,246	\$25,228,900	\$1,979,346	\$7,350,174
104	Early Childhood Development/Childcare	Completed	\$30,925,771	\$15,405,517	\$15,520,254	\$13,101,278	\$13,080,495	\$20,783	\$2,304,239
105	Art Building Replacement	August 2025	\$63,433,040	\$52,532,040	\$10,901,000	\$2,011,886	\$1,801,665	\$210,221	\$50,520,154
106	Business Building Renovation	December 2026	\$25,017,000	\$12,547,000	\$12,470,000	\$3,400	\$3,400	\$0	\$12,543,600
107	Air Conditioning	Completed	\$10,777,654	\$10,777,654	\$0	\$10,130,737	\$10,130,737	\$0	\$646,917
108	ADA	On-Going	\$4,000,000	\$4,000,000	\$0	\$0	\$0	\$0	\$4,000,000
109	Master Planning	December 2023	\$1,000,000	\$1,000,000	\$0	\$783,808	\$746,558	\$37,250	\$216,192
110	Drescher Hall Modernization	On-Going	\$13,005,082	\$13,000,000	\$5,082	\$0	\$0	\$0	\$13,000,000
111	Outdoor Classroom	On-Going	\$321,723	\$321,723	\$0	\$321,723	\$321,723	\$0	\$0
112	John Adams MS Auditorium (SMMUSD)	Completed	\$20,000,000	\$20,000,000	\$0	\$20,000,000	\$20,000,000	\$0	\$0
113	Memorial Park Project	On-Going	\$20,000,000	\$20,000,000	\$0	\$3,481	\$0	\$3,481	\$19,996,519
114	Classrooms Relocation	Completed	\$7,400,000	\$7,400,000	\$0	\$7,286,719	\$7,286,719	\$0	\$113,281
124	Parking Structure 3 Improvement Project	June 2024	\$1,500,000	\$1,500,000	\$0	\$26,282	\$6,866	\$19,416	\$1,473,718
125	Gender Neutral Bathrooms	June 2025	\$3,500,000	\$3,500,000	\$0	\$59,788	\$0	\$59,788	\$3,440,212
126	Athletic Facilities	June 2026	\$5,000,000	\$5,000,000	\$0	\$9,431	\$1,735	\$7,696	\$4,990,569
115	TBD	On-Going	\$10,914,745	\$10,914,745	\$0	\$0	\$0	\$0	\$10,914,745
120	Other Bond Related Expenses	On-Going	\$300,000	\$300,000	\$0	\$244,553	\$244,554	-\$1	\$55,447
121	Cost of Issuance	On-Going	\$800,000	\$800,000	\$0	\$744,152	\$744,152	\$0	\$55,848
122	Management Reserve	On-Going	\$15,500,000	\$15,500,000	\$0	\$0	\$0	\$0	\$15,500,000
123	Unissuable Bond	On-Going	\$0	\$0	\$0	\$0	\$0	\$0	\$0
Project Totals			\$550,563,294	\$345,000,000	\$205,563,294	\$154,681,242	\$156,871,939	-\$2,190,697	\$190,318,758

Measure V Allocation



SANTA MONICA COMMUNITY COLLEGE DISTRICT
Measure V Bond Budget History
as of June 30, 2023

MEASURE V

	Project Name	Completion	Preliminary Measure V Budget	Measure V Budget as of 3/31/23	Measure V Budget as of 6/30/23	Variance	Measure V Remaining as of 6/30/23
101	Replacement Math and Science Extension Building	July 2024	\$82,317,992	\$82,317,992	\$82,317,992	\$0	\$34,296,405
102	Student Services	Completed	\$21,130,252	\$33,624,909	\$33,624,909	\$0	\$8,900,738
103	Malibu Center	Completed	\$25,000,000	\$34,558,420	\$34,558,420	\$0	\$7,350,174
104	Early Childhood Development/Childcare	Completed	\$15,405,517	\$15,405,517	\$15,405,517	\$0	\$2,304,239
105	Art Building Replacement	August 2025	\$24,000,000	\$24,000,000	\$52,532,040	\$28,532,040	\$50,520,154
106	Business Building Renovation	December 2026	\$12,547,000	\$12,547,000	\$12,547,000	\$0	\$12,543,600
107	Air Conditioning	Completed	\$10,777,654	\$10,777,654	\$10,777,654	\$0	\$646,917
108	ADA	On-Going	\$4,000,000	\$4,000,000	\$4,000,000	\$0	\$4,000,000
109	Master Planning	December 2023	\$450,000	\$1,000,000	\$1,000,000	\$0	\$216,192
110	Drescher Hall Modernization	On-Going	\$13,000,000	\$13,000,000	\$13,000,000	\$0	\$13,000,000
111	Outdoor Classroom	On-Going	\$10,000,000	\$321,723	\$321,723	\$0	\$0
112	John Adams MS Auditorium (SMMUSD)	Completed	\$20,000,000	\$20,000,000	\$20,000,000	\$0	\$0
113	Memorial Park Project	December 2025	\$20,000,000	\$20,000,000	\$20,000,000	\$0	\$19,996,519
114	Classrooms Relocation	Completed	\$0	\$7,400,000	\$7,400,000	\$0	\$113,281
124	Parking Structure 3 Improvement Project	June 2024	\$0	\$1,500,000	\$1,500,000	\$0	\$1,473,718
125	Gender Neutral Bathrooms	June 2025	\$0	\$3,500,000	\$3,500,000	\$0	\$3,440,212
126	Athletic Facilities	June 2026	\$0	\$5,000,000	\$5,000,000	\$0	\$4,990,569
115	TBD	On-Going	\$57,271,585	\$39,446,785	\$10,914,745	-\$28,532,040	\$10,914,745
120	Other Bond Related Expenses	On-Going	\$300,000	\$300,000	\$300,000	\$0	\$55,447
121	Cost of Issuance	On-Going	\$800,000	\$800,000	\$800,000	\$0	\$55,848
122	Management Reserve	On-Going	\$28,000,000	\$15,500,000	\$15,500,000	\$0	\$15,500,000
123	Unissuable Bond	On-Going	\$0	\$0	\$0	\$0	\$0
	Project Totals		\$345,000,000	\$345,000,000	\$345,000,000	\$0	\$190,318,758

SANTA MONICA COMMUNITY COLLEGE DISTRICT
Measure V Project Schedule
 As of June 30, 2023

MEASURE V

	Project Name	Completion	2020	2021	2022	2023	2024	2025	2026
101	Replacement Math and Science Extension Building	July 2024	In Planning	In Construction	In Construction	In Construction	In Construction		
102	Student Services	Completed							
103	Malibu Center	Completed							
104	Early Childhood Development/Childcare	Completed							
105	Art Building Replacement	August 2025	In Planning	In Construction	In Construction	In Construction	In Construction		
106	Business Building Renovation	December 2026				In Planning	In Planning	In Planning	In Planning
107	Air Conditioning	Completed							
108	ADA	On-Going							
109	Master Planning	December 2023	In Construction	In Construction	In Construction				
110	Drescher Hall Modernization	On-Going							
111	Outdoor Classroom	On-Going							
112	John Adams SMMUSD	Completed							
113	City of Santa Monica	On-Going							
114	Classrooms Relocation	Completed							
124	Parking Structure 3 Improvement Project	June 2024			In Planning	In Construction	In Construction		
125	Gender Neutral Bathrooms	June 2025				In Planning	In Construction	In Construction	
126	Athletic Facilities	June 2026				In Planning	In Construction	In Construction	In Construction
127	Memorial Park Project	December 2026					In Planning	In Construction	In Construction
115	TBD	On-Going							
120	Other Bond Related Expenses	On-Going							
121	Cost of Issuance	On-Going							
122	Management Reserve	On-Going							
123	Unissuable Bond	On-Going							
			In Planning	In Construction					

SANTA MONICA COMMUNITY COLLEGE DISTRICT
MEASURE V EXPENDITURES
FUND 42.5
As of June 30, 2023

MEASURE V

Projects	Budget	17/18 Final	18/19 Final	19/20 Final	20/21 Final	21/22 Final	22/23 Final	Combined Totals
<i>V 710090</i>								
Replacement Math and Science Extension Building (101)								
Legal		\$0	\$0	\$0	\$0	\$0	\$2,101	\$2,101
Other Contract Services		\$0	\$0	\$0	\$0	\$0	\$0	\$0
Moving Services		\$0	\$0	\$67,242	\$0	\$0	\$0	\$67,242
Building & Additions		\$675	\$12,987	\$2,633	\$3,697,529	\$13,243,628	\$21,826,672	\$38,784,124
Architect		\$2,047,911	\$14,446	\$229,267	\$653,770	\$552,565	\$688,244	\$4,186,203
Engineering		\$0	\$0	\$19,622	\$6,966	\$10,940	\$0	\$37,529
Inspection & Testing		\$30,804	\$44,077	\$60,666	\$225,542	\$919,688	\$632,956	\$1,913,733
Project Management		\$130,874	\$617,805	\$347,350	\$474,483	\$866,097	\$503,615	\$2,940,224
Cap Equipment		\$0	\$0	\$0	\$0	\$0	\$0	\$0
Non-Cap Equipment		\$0	\$0	\$0	\$0	\$0	\$90,431	\$90,431
Total		\$2,210,264	\$689,315	\$726,781	\$5,058,290	\$15,592,919	\$23,744,019	\$48,021,587
Project Budget	\$124,958,336	<i>Received</i>						
Less Other Funding	\$42,640,344	\$31,713,876	* Other Funding Source:					
Net	\$82,317,992	1) Measure U \$308,336 2) Measure AA \$2,244,008 allocated						
Actual Measure V Expenditures	\$48,021,587	3) State of California \$40,088,000 allocated						
Running Balance	\$34,296,405							

<i>V 7100142</i>								
Student Services Building (102)								
Supplies		\$0	\$71,445	\$38,162	\$0	\$0	\$0	\$109,607
Other Contract Services		\$0	\$0	\$59,784	\$6,935	\$0	\$0	\$66,719
Consultants		\$0	\$0	\$687	\$0	\$0	\$0	\$687
Software Support		\$0	\$189,120	\$0	\$0	\$0	\$0	\$189,120
Moving Services		\$0	\$55,062	\$9,056	\$0	\$0	\$0	\$64,118
Building & Additions		\$0	\$12,355,060	\$4,201,966	\$355,441	\$0	\$75,811	\$16,988,278
Architect		\$0	\$419,829	\$530,797	\$186,296	\$27,836	\$13,527	\$1,178,284
Engineering		\$0	\$140,458	\$67,481	\$0	\$0	\$0	\$207,939
Inspection & Testing		\$55,202	\$296,732	\$131,128	\$21,146	\$0	\$26,636	\$530,844
Project Management		\$0	\$900,333	\$219,425	\$85,310	\$13,020	\$0	\$1,218,088
Cap Equipment		\$0	\$1,565,928	\$90,915	\$0	\$0	\$0	\$1,656,844
Non-Cap Equipment		\$0	\$2,279,541	\$196,313	\$37,790	\$0	\$0	\$2,513,644
Total		\$55,202	\$18,273,508	\$5,545,714	\$692,918	\$40,856	\$115,974	\$24,724,171
Project Budget	\$130,224,164	* Other Funding Source:						
Less Other Funding	\$96,599,255	1) State of California \$1,321,000 received						
Net	\$33,624,909	2) Measure U \$21,131,135 3) Measure S 45,595,322,						
Actual Measure V Expenditures	\$24,724,171	4) Measure AA \$6,870,490 allocated						
Running Balance	\$8,900,738	5) Measure U, S & AA interests \$21,681,308 allocated						

SANTA MONICA COMMUNITY COLLEGE DISTRICT
 MEASURE V EXPENDITURES
 FUND 42.5
 As of June 30, 2023

MEASURE V

Projects	Budget	17/18 Final	18/19 Final	19/20 Final	20/21 Final	21/22 Final	22/23 Final	Combined Totals
<i>V 710015</i>								
Malibu Site Acquisition and Center (103)								
Supplies		\$0	\$0	\$0	\$0	\$0	\$11,134	\$11,134
Software Support		\$0	\$0	\$0	\$0	\$0	\$8,281	\$8,281
Legal		\$0	\$0	\$0	\$0	\$0	\$181,450	\$181,450
Other Contract Services		\$0	\$0	\$2,713	\$38,163	\$0	\$136,245	\$177,121
Consultants		\$0	\$0	\$0	\$0	\$0	\$51,422	\$51,422
Moving Services		\$0	\$0	\$0	\$0	\$0	\$23,871	\$23,871
Building & Additions		\$0	\$0	\$2,642,861	\$3,388,666	\$8,734,478	\$7,418,550	\$22,184,555
Architect		\$0	\$0	\$0	\$155,448	\$493,355	\$262,129	\$910,932
Engineering		\$0	\$0	\$8,482	\$0	\$15,268	\$8,641	\$32,392
Inspection & Testing		\$0	\$0	\$51,754	\$633,723	\$511,002	\$159,283	\$1,355,761
Project Management		\$0	\$0	\$49,588	\$581,175	\$626,405	\$406,040	\$1,663,208
Cap Equipment		\$0	\$0	\$0	\$0	\$0	\$60,513	\$60,513
Non-Cap Equipment		\$0	\$0	\$0	\$0	\$12,015	\$535,594	\$547,608
Total		\$0	\$0	\$2,755,398	\$4,797,174	\$10,392,522	\$9,263,151	\$27,208,246
Project Budget	\$61,985,779							
Less Other Funding	\$27,427,359							
Net	\$34,558,420							
Actual Measure V Expenditures	\$27,208,246							
Running Balance	\$7,350,174							
		<p>* Other Funding Source:</p> <p>1) Measure S \$25,132,568</p> <p>2) Interest Allocated \$2,294,791</p>						

<i>V 7100104</i>								
Early Childhood Development/Childcare (104)								
Supplies		\$0	\$0	\$35,150	\$5,332	-\$500	-\$96	\$39,886
Other Contract Services		\$0	\$0	\$35,344	\$15,128	\$0	\$0	\$50,472
Consultants		\$0	\$0	\$16	\$0	\$0	\$0	\$16
Software Support		\$0	\$0	\$6,158	\$0	\$5,677	\$5,677	\$17,513
Legal		\$0	\$0	\$96	\$0	\$0	\$0	\$96
Building & Additions		\$0	\$0	\$8,879,770	\$1,603,432	\$0	\$73,242	\$10,556,444
Architect		\$0	\$0	\$262,660	\$275,924	\$105,158	\$27,846	\$671,588
Engineering		\$0	\$0	\$19,448	\$0	\$15,550	\$3,149	\$38,146
Inspection & Testing		\$0	\$0	\$349,661	\$135,767	\$3,700	\$13,249	\$502,377
Project Management		\$0	\$0	\$384,279	\$384,714	\$2,144	\$0	\$771,137
Cap Equipment		\$0	\$0	\$32,448	\$0	\$0	\$0	\$32,448
Non-Cap Equipment		\$0	\$0	\$328,242	\$92,913	\$0	\$0	\$421,155
Total		\$0	\$0	\$10,333,272	\$2,513,210	\$131,730	\$123,066	\$13,101,278
Project Budget	\$30,925,771	<i>Received</i>						
Less Other Funding	\$15,520,254	\$6,661,598						
Net	\$15,405,517							
Actual Measure V Expenditures	\$13,101,278							
Running Balance	\$2,304,239							
		<p>* Other Funding Source:</p> <p>1) City of Santa Monica \$6,661,598 committed</p> <p>2) Measure S \$8,858,656 allocated</p>						

SANTA MONICA COMMUNITY COLLEGE DISTRICT
 MEASURE V EXPENDITURES
 FUND 42.5
 As of June 30, 2023

MEASURE V

Projects	Budget	17/18 Final	18/19 Final	19/20 Final	20/21 Final	21/22 Final	22/23 Final	Combined Totals
V 7100240								
Art Complex (105)								
Legal		\$0	\$0	\$14,811	\$0	\$0	\$11,547	\$26,359
Other Contract Services		\$0	\$0	\$0	\$0	\$0	\$0	\$0
Consultants		\$0	\$0	\$20,991	\$40,710	\$1,344	\$0	\$63,045
Moving Services		\$0	\$0	\$0	\$0	\$0	\$0	\$0
Building & Additions		\$184	\$407,369	\$3,040	\$0	\$1,791	\$108,857	\$521,240
Architect		\$0	\$0	\$39,542	\$569,178	\$28,572	\$85,055	\$722,347
Engineering		\$0	\$0	\$0	\$0	\$40,750	\$0	\$40,750
Inspection & Testing		\$0	\$35,495	\$25,052	\$43,653	\$45,227	\$12,852	\$162,279
Project Management		\$0	\$1,600	\$85,708	\$85,978	\$184,706	\$117,875	\$475,867
Cap Equipment		\$0	\$0	\$0	\$0	\$0	\$0	\$0
Non-Cap Equipment		\$0	\$0	\$0	\$0	\$0	\$0	\$0
Total		\$184	\$444,464	\$189,143	\$739,518	\$302,390	\$336,186	\$2,011,886
Project Budget	\$63,433,040	<i>Received</i>						
Less Other Funding	\$10,901,000	\$506,957	* Other Funding Source:					
Net	\$52,532,040	1) State of California \$10,901,000 pending						
Actual Measure V Expenditures	\$2,011,886							
Running Balance	\$50,520,154							
V 7100243								
Business Building Replacement (106)								
Legal		\$0	\$0	\$0	\$0	\$0	\$0	\$0
Other Contract Services		\$0	\$0	\$0	\$0	\$0	\$0	\$0
Consultants		\$0	\$0	\$0	\$0	\$0	\$0	\$0
Moving Services		\$0	\$0	\$0	\$0	\$0	\$0	\$0
Building & Additions		\$0	\$0	\$0	\$0	\$0	\$0	\$0
Architect		\$0	\$0	\$0	\$0	\$0	\$0	\$0
Engineering		\$0	\$0	\$0	\$0	\$0	\$0	\$0
Inspection & Testing		\$0	\$0	\$0	\$0	\$0	\$0	\$0
Project Management		\$0	\$0	\$3,400	\$0	\$0	\$0	\$3,400
Cap Equipment		\$0	\$0	\$0	\$0	\$0	\$0	\$0
Non-Cap Equipment		\$0	\$0	\$0	\$0	\$0	\$0	\$0
Total		\$0	\$0	\$3,400	\$0	\$0	\$0	\$3,400
Project Budget	\$25,017,000							
Less Other Funding	\$12,470,000	* Other Funding Source:						
Net	\$12,547,000	1) State Funding \$12,470,000						
Actual Measure V Expenditures	\$3,400							
Running Balance	\$12,543,600							

SANTA MONICA COMMUNITY COLLEGE DISTRICT
 MEASURE V EXPENDITURES
 FUND 42.5
 As of June 30, 2023

MEASURE V

Projects	Budget	17/18 Final	18/19 Final	19/20 Final	20/21 Final	21/22 Final	22/23 Final	Combined Totals
<i>V 7100188</i>								
Air Conditioning (107)								
Other Contract Services		\$0	\$0	\$0	\$0	\$0	\$0	\$0
Consultants		\$0	\$0	\$0	\$0	\$0	\$0	\$0
Building & Additions		\$0	\$0	\$2,451	\$7,537,201	\$733,457	\$0	\$8,273,110
Architect		\$0	\$79,000	\$0	\$0	\$39,872	\$3,280	\$122,152
Engineering		\$417,960	\$217,966	\$26,992	\$81,868	\$109,823	\$3,375	\$857,984
Inspection & Testing		\$0	\$54,810	\$776	\$253,936	\$125,639	\$0	\$435,160
Project Management		\$4,370	\$4,570	\$35,700	\$365,350	\$32,340	\$0	\$442,330
Total		\$422,330	\$356,346	\$65,919	\$8,238,355	\$1,041,132	\$6,655	\$10,130,737
Project Budget	\$10,777,654							
Less Other Funding	\$0							
Net	\$10,777,654							
Actual Measure V Expenditures	\$10,130,737							
Running Balance	\$646,917							

<i>V 7100004</i>								
Master Plan (109)								
Other Contract Services		\$0	\$0	\$0	\$0	\$0	\$0	\$0
Consultants		\$0	\$0	\$0	\$0	\$48,000	\$0	\$48,000
Advertising		\$0	\$641	\$0	\$0	\$0	\$0	\$641
Architect		\$0	\$112,073	\$528,182	\$37,861	\$0	\$52,150	\$730,266
Engineering		\$0	\$0	\$0	\$0	\$0	\$0	\$0
Inspection & Testing		\$0	\$0	\$0	\$0	\$0	\$0	\$0
Project Management		\$0	\$3,800	\$1,100	\$0	\$0	\$0	\$4,900
Total		\$0	\$116,515	\$529,282	\$37,861	\$48,000	\$52,150	\$783,808
Project Budget	\$1,000,000							
Less Other Funding	\$0							
Net	\$1,000,000							
Actual Measure V Expenditures	\$783,808							
Running Balance	\$216,192							

<i>V 7100237</i>								
Outdoor Classroom (111)								
Other Contract Services		\$0	\$0	\$0	\$0	\$0	\$0	\$0
Building & Additions		\$0	\$0	\$0	\$0	\$0	\$0	\$0
Architect		\$100,000	\$102,023	\$102,495	\$0	\$0	\$0	\$304,518
Engineering		\$0	\$0	\$0	\$0	\$0	\$0	\$0
Inspection & Testing		\$0	\$0	\$0	\$0	\$0	\$0	\$0
Project Management		\$0	\$17,205	\$0	\$0	\$0	\$0	\$17,205
Total		\$100,000	\$119,228	\$102,495	\$0	\$0	\$0	\$321,723
Project Budget	\$321,723							
Less Other Funding	\$0							
Net	\$321,723							
Actual Measure V Expenditures	\$321,723							
Running Balance	\$0							

SANTA MONICA COMMUNITY COLLEGE DISTRICT
 MEASURE V EXPENDITURES
 FUND 42.5
 As of June 30, 2023

MEASURE V

Projects	Budget	17/18 Final	18/19 Final	19/20 Final	20/21 Final	21/22 Final	22/23 Final	Combined Totals
<i>V 7100268</i>								
Parking Structure 3 Imp Project (124)								
Other Contract Services		\$0	\$0	\$0	\$0	\$0	\$0	\$0
Building & Additions		\$0	\$0	\$0	\$0	\$0	\$0	\$0
Architect		\$0	\$0	\$0	\$0	\$0	\$26,282	\$26,282
Engineering		\$0	\$0	\$0	\$0	\$0	\$0	\$0
Inspection & Testing		\$0	\$0	\$0	\$0	\$0	\$0	\$0
Project Management		\$0	\$0	\$0	\$0	\$0	\$0	\$0
Total		\$0	\$0	\$0	\$0	\$0	\$26,282	\$26,282
Project Budget	\$1,500,000							
Less Other Funding	\$0							
Net	\$1,500,000							
Actual Measure V Expenditures	\$26,282							
Running Balance	\$1,473,718							
<i>V 7100270</i>								
Gender Neutral Bathroom Project (125)								
Other Contract Services		\$0	\$0	\$0	\$0	\$0	\$0	\$0
Building & Additions		\$0	\$0	\$0	\$0	\$0	\$0	\$0
Architect		\$0	\$0	\$0	\$0	\$0	\$46,298	\$46,298
Engineering		\$0	\$0	\$0	\$0	\$0	\$0	\$0
Inspection & Testing		\$0	\$0	\$0	\$0	\$0	\$13,490	\$13,490
Project Management		\$0	\$0	\$0	\$0	\$0	\$0	\$0
Total		\$0	\$0	\$0	\$0	\$0	\$59,788	\$59,788
Project Budget	\$3,500,000							
Less Other Funding	\$0							
Net	\$3,500,000							
Actual Measure V Expenditures	\$59,788							
Running Balance	\$3,440,212							
<i>V 7100271</i>								
Athletic Facilities (126)								
Legal		\$0	\$0	\$0	\$0	\$0	\$9,431	\$9,431
Other Contract Services		\$0	\$0	\$0	\$0	\$0	\$0	\$0
Building & Additions		\$0	\$0	\$0	\$0	\$0	\$0	\$0
Architect		\$0	\$0	\$0	\$0	\$0	\$0	\$0
Engineering		\$0	\$0	\$0	\$0	\$0	\$0	\$0
Inspection & Testing		\$0	\$0	\$0	\$0	\$0	\$0	\$0
Project Management		\$0	\$0	\$0	\$0	\$0	\$0	\$0
Total		\$0	\$0	\$0	\$0	\$0	\$9,431	\$9,431
Project Budget	\$5,000,000							
Less Other Funding	\$0							
Net	\$5,000,000							
Actual Measure V Expenditures	\$9,431							
Running Balance	\$4,990,570							

SANTA MONICA COMMUNITY COLLEGE DISTRICT
 MEASURE V EXPENDITURES
 FUND 42.5
 As of June 30, 2023

MEASURE V

Projects	Budget	17/18 Final	18/19 Final	19/20 Final	20/21 Final	21/22 Final	22/23 Final	Combined Totals
V 7100272								
Memorial Park Project (113)								
Legal		\$0	\$0	\$0	\$0	\$0	\$3,481	\$3,481
Other Contract Services		\$0	\$0	\$0	\$0	\$0	\$0	\$0
Building & Additions		\$0	\$0	\$0	\$0	\$0	\$0	\$0
Architect		\$0	\$0	\$0	\$0	\$0	\$0	\$0
Engineering		\$0	\$0	\$0	\$0	\$0	\$0	\$0
Inspection & Testing		\$0	\$0	\$0	\$0	\$0	\$0	\$0
Project Management		\$0	\$0	\$0	\$0	\$0	\$0	\$0
Total		\$0	\$0	\$0	\$0	\$0	\$3,481	\$3,481
Project Budget	\$20,000,000							
Less Other Funding	\$0							
Net	\$20,000,000							
Actual Measure V Expenditures	\$3,481							
Running Balance	\$19,996,519							

V 7100243								
Classrooms Relocation (114)								
Supplies		\$0	\$0	\$0	\$0	\$11,963	\$0	\$11,963
Other Contract Services		\$0	\$0	\$0	\$0	\$0	\$0	\$0
Building & Additions		\$0	\$3,467	\$5,709,329	\$391,967	\$0	\$0	\$6,104,763
Supplies		\$0	\$0	\$4,982	\$0	\$0	\$0	\$4,982
Architect		\$0	\$184,434	\$78,179	\$92,082	\$0	\$0	\$354,695
Engineering		\$0	\$0	\$0	\$0	\$0	\$0	\$0
Inspection & Testing		\$0	\$16,795	\$115,194	\$25,996	\$0	\$0	\$157,985
Project Management		\$0	\$61,520	\$476,831	\$55,650	\$0	\$0	\$594,001
Non-Cap Equipment		\$0	\$0	\$58,331	\$0	\$0	\$0	\$58,331
Total		\$0	\$266,216	\$6,442,846	\$565,695	\$11,963	\$0	\$7,286,719
Project Budget	\$7,400,000							
Less Other Funding	\$0							
Net	\$7,400,000							
Actual Measure V Expenditures	\$7,286,719							
Running Balance	\$113,281							

SANTA MONICA COMMUNITY COLLEGE DISTRICT
 MEASURE V EXPENDITURES
 FUND 42.5
 As of June 30, 2023

MEASURE V

Projects	Budget	17/18 Final	18/19 Final	19/20 Final	20/21 Final	21/22 Final	22/23 Final	Combined Totals
V 7100255								
John Adams MS Auditorium - SMMUSD (112)								
Building and Additions		\$0	\$0	\$0	\$15,000,000	\$5,000,000	\$0	\$20,000,000
Total		\$0	\$0	\$0	\$15,000,000	\$5,000,000	\$0	\$20,000,000
Project Budget	\$20,000,000							
Less Other Funding	\$0							
Net	\$20,000,000							
Actual Measure V Expenditures	\$20,000,000							
Running Balance	\$0							
S7100048								
Other Bond Related Expenses (116)								
Consultants		\$0	\$0	\$0	\$0	\$0	\$0	\$0
Lease/Rental		\$0	\$13,590	\$18,171	\$6,814	\$0	\$0	\$38,576
Supplies		\$0	\$0	\$0	\$0	\$0	\$0	\$0
Legal		\$0	\$0	\$0	\$0	\$0	\$0	\$0
Software License		\$0	\$0	\$0	\$0	\$0	\$0	\$0
Advertising		\$0	\$0	\$0	\$770	\$900	\$0	\$1,670
Other Contract Services		\$0	\$0	\$0	\$0	\$0	\$0	\$0
Building & Additions		\$184	\$191,065	\$0	\$0	\$0	\$0	\$191,249
Inspection & Testing		\$0	\$13,060	\$0	\$0	\$0	\$0	\$13,060
Project Management		\$0	\$0	\$0	\$0	\$0	\$0	\$0
Cap Equipment		\$0	\$0	\$0	\$0	\$0	\$0	\$0
Non-Cap Equipment		\$0	\$0	\$0	\$0	\$0	\$0	\$0
Total		\$184	\$217,715	\$18,171	\$7,584	\$900	\$0	\$244,554
Project Budget	\$300,000							
Less Other Funding	\$0							
Net	\$300,000							
Actual Measure V Expenditures	\$244,554							
Running Balance	\$55,446							

SANTA MONICA COMMUNITY COLLEGE DISTRICT
 MEASURE V EXPENDITURES
 FUND 42.5
 As of June 30, 2023

MEASURE V

Projects	Budget	17/18 Final	18/19 Final	19/20 Final	20/21 Final	21/22 Final	22/23 Final	Combined Totals
Cost of Issuance (117)								
Cost of Issuance		\$291,277	\$0	\$0	\$0	\$452,875	\$0	\$744,152
Total		\$291,277	\$0	\$0	\$0	\$452,875	\$0	\$744,152
Project Budget	\$800,000							
Less Other Funding	\$0							
Net	\$800,000							
Actual Measure V Expenditures	\$744,152							
Running Balance	\$55,848							

Grand Total		\$3,079,440	\$20,483,307	\$26,712,421	\$37,650,605	\$33,015,286	\$33,740,184	\$154,681,243
--------------------	--	--------------------	---------------------	---------------------	---------------------	---------------------	---------------------	----------------------

**SMC Bond Program
(Measure AA and V)
Bond Contractor List as of 6-30-2023 FINAL**

Student Services (Measure U #0, Measure S #9, Measure AA #120, Measure V #102):

Architect – Steinberg Architects, Morris Architects, SVA Architects
Contractor – Minco, Bernards Brothers, Spinitar, Nazerian
Engineering – IVA, Cogent Energy Engineering, XL Fire
Inspection & Testing – Geo Labs, BTC Labs - Vertical V, Peak Survey, LPI
Rango Inc., Twining, AGE
Project Management – LPI, YNL, Vanir

Replacement Health/PE/Fitness/Dance Building (Measure S #4, Measure AA #104):

Architect – Gensler Architects
Contractor – Bernards Brothers
Engineering – IVA, Glumac
Inspection & Testing – Geolabs, Ellis Environmental, Twining, Rango
Inspection, AGE
Project Management – LPI

Early Childhood Development (Measure S #5, Measure V #104):

Architect – Carde Ten Architects, SVA Architects
Consultant – Child Educational Center
Contractor – The Nazerian Group, USA Shade
Engineering – Jacobs
Inspection & Testing – Geolabs, Rango Inspection, Twining
Project Management – LPI, Vanir, YNL

Malibu Site (Measure S #6, Measure AA #110, Measure V #103):

Architect – Quatro Design Group (QDG)
Contractor – Master Contracting, Icon West
Consultant – m2 Strategic, Parker Environmental, M6 Consultants
Engineering – Ensitu Services, Jacobs, CNA
Inspection & Testing – Peak Surveys, Ellis Environmental, JL Inspection, Ninyo
& Moore, Geolabs, Twining, B2E
Project Management – LPI, m6 Strategic, Vanir, YNL

Energy Efficiency Projects (Measure S #7, Measure AA #113):

Architect – N/A
Contractor – Compass Energy Solutions, Johnson Controls
Engineering – Compass Energy Solutions, Johnson Controls
Inspection & Testing – Ellis Environmental

Environmental Performance (Measure AA #101):

Architect – Kishimoto Architects
Contractor – SJ Amoroso Construction
Engineering – P2S Engineering
Inspection & Testing – Cannon, Peak Surveys
Project Management – LPI

Information Technology Relocation (Measure AA #102):

Architect – Morris Architects
Contractor – Minco, Bernards Brothers, Eidim AV Technology
Engineering – IVA, P2S Engineering
Inspection & Testing – Cannon, Peak Surveys, Geo Labs, Ellis Environmental,
Twining, JL Inspection, Rango Inc.
Project Management – LPI, CCS Presentation

Media and Technology Complex (Measure AA #103):

Architect – Clive Wilkinson Architects, Morris Architects
Contractor – H.B. Parkco Construction, Fast Track Construction, CW
Driver, Dimension Data, Key Code Media, Omega
Construction
Consultant – EEG Services
Engineering – IVA, P2S Engineering
Inspection & Testing – Twining, Geo Labs, BTC Labs – Vertical V,
JL Inspection, EEG Services, Ellis Environmental, Rango
Inc., Cannon
Project Management – LPI

Madison East Wing Seismic Upgrade (Measure AA #107):

Architect – DLR Group – WWCOT, LPI
Contractor – Trimax, Bernards Brothers, Dimension Data
Engineering – IVA, Glumac
Inspection & Testing – Twining, Peak Surveys, LPI, All Group Engineering, EEG
Services, Ellis Environmental
Project Management – LPI

Business & Facilities Infrastructure (Measure AA #111):

Architect – LPI, Gwynne Pugh Urban Studio
Contractor – REC+S, Inc., Omega Construction,
Concept Consultant, Inc.
Engineering – N/A
Inspection & Testing – Ellis Environmental, JL Inspection
Project Management – LPI

Community Classroom & Facility Project (Measure AA #114)

Architect – Morris Architects
Contractor – Waisman Construction, Spinitar, Trimax
Engineering – IVA
Inspection & Testing – LPI, Twining
Project Management – LPI

Roadways, walkways, Grounds, Parking Lots, and Garages (Measure AA #116)

Architect – LPI, DLR Group - WWCOT
Contractor – Trimax, Pub Construction
Consultant – Walker Parking
Engineering – MK Engineering
Inspection & Testing – Ellis Environmental, Peak Surveys, LPI
Project Management – LPI

Emergency Lighting, Fire Alarm, and Security System (Measure AA #119)

Contractor – Red Hawk Fire and Security, Nexus
Engineering – MDC Engineers
Inspection & Testing – Rango Inc.
Project Management – LPI

Math and Science Addition (Measure AA #106/Measure V #101)

Architect – Cannon Design
Contractor – Icon West, The Nazerian Group
Consultant – N/A
Engineering – Arup
Inspection & Testing – AGE, Geolabs, Twining, B2E
Project Management – Vanir, YNL

Classrooms Relocation (Measure V #114)

Architect – Gwynne Pugh
Contractor – The Nazerian Group
Inspection & Testing – AGE
Project Management – Vanir, YNL

Art Building Replacement (Measure V #105)

Architect – Little Architects
Consultant – Fehr and Peers
Contractor – PCN3, Inc.
Engineering – tk1sc, CNA
Inspection & Testing – B2 Environmental, Geolabs, CAN, Rango
Project Management – Vanir, YNL

Air Conditioning (Measure V #107)

Architect – P2S
Contractor – A&B Construction, Inc
Engineering – tk1sc, P2S
Inspection & Testing – Rango Inc., Koury, B2 Environmental
Project Management – Vanir, YNL

Parking Structure 3 Improvement Project (Measure V #124)

Architect – SVA Architects

Gender Neutral Bathrooms (Measure V #125)

Architect – TSK Architects

Athletic Facilities (Measure V #126)

Architect – TBD



Paid Vendors List

(Vendors that Received Payments from Bond Funds)

For the 12 month period July 1, 2022 to June 30, 2023 (FY 2022-23)

Adaptive Building Group	Little Architects
All Group Engineering (AGE)	LPI
ARC Printing	M6 Consulting
B2 Environmental	McMurray Stern
Cannon Design	Montgomery Hardware
Charter Communications	Nazerian Construction
Chris Nelson and Associates	Nth Generation
Commline	P2S
Dell Computer	Pacific Office Design
Dick Blick Art	QDG Architecture
Division of State Architect (DSA)	Rango Inspection
DLR Architects	School Health Corp
Fagen Friedman and Fulfrost (FFF)	School Outfitters
GeoLabs	Shade Structures Inc
Grainger Inc	Suttles Plumbing
Harding Larmore Kuther	SVA Architects
Icon West Construction Company	tk1sc
Identiv	TSK Architects
ITSavvy	Twining
Jacobs Engineering	Vanir Construction Management
JH Technologies	Virco Manufacturing
JL Inspection	Williams Scotsman