



SANTA MONICA
COMMUNITY COLLEGE
DISTRICT

Annual Report 2017-2018

CITIZENS' BOND
OVERSIGHT
COMMITTEE



Santa Monica Community College District
Citizens' Bond Oversight Committee
ANNUAL REPORT, 2017-2018

Submitted to the
Santa Monica Community College District
BOARD OF TRUSTEES

- Dr. Andrew Walzer, Chair
- Barry Snell, Vice-Chair
- Dr. Susan Aminoff
- Dr. Nancy Greenstein
- Dr. Louise Jaffe, Chair
- Dr. Margaret Quiñones-Perez
- Rob Rader
- Charlene Alex Boyd, Student Trustee

CITIZENS' BOND OVERSIGHT COMMITTEE

Sonya Sultan, Chair

Jeffrey Graham

Sion Roy

Sharon Barovsky

Michael Dubin

Katherine Reuter

Alfred Bennet

Garrison Finley

Staff Support

Charlie Yen, Director Facilities Finance

Elaine Polachek, Interim EVP

Christopher Bonvenuto, Chief Director, Business Services

Ramin Nematollahi, Committee Coordinator

TABLE OF CONTENTS



Santa Monica Community College District
CITIZENS' BOND OVERSIGHT COMMITTEE
ANNUAL REPORT, 2017-2018

Statement of Compliance
Measure U3
Measure S.....4
Measure AA.....5

Citizens' Bond Oversight Committee Proceedings and Activities.....6

Minutes of Meetings
July 19, 20177
October 25, 2017.....10
January 24, 201812
April 25, 201816

SMC Capital Outlay Program – Bond Project Descriptions and Project Status19

SMC Capital Construction Budget Summary as of June 30, 201827

Bond Sales/Expenses Report.....28

Bond Budgets
Measure U29
Measure S.....31
Measure AA.....33
Measure V..... 35

Measure U Reports
Project Schedule.....37
Expenditures38

Measure S Reports
Project Schedule.....47
Expenditures48

Measure AA Reports
Project Schedule.....57
Expenditures58

Measure V Reports
Project Schedule.....68
Expenditures69

SMC Bond Program Contractor List73



STATEMENT OF COMPLIANCE
MEASURE U FUNDS

This Annual Report is submitted to the Board of Trustees by the Santa Monica Community College District Citizens' Bond Oversight Committee.

The Committee advises that, to the best of its knowledge, the Santa Monica Community College District is in compliance with the requirements in Article XIII A, Section 1(b)(3) of the California Constitution. In particular, bond revenue has been expended only for the purposes so described in Measure U and no funds were used for any teacher or administrative salaries or other operating expenses as prohibited by Article XIII A, Section 1(b)(3)(a) of the California Constitution.

Respectfully Submitted: _____

Date: _____

Chair Citizens' Bond Oversight Committee



Santa Monica Community College District
Citizens' Bond Oversight Committee

ANNUAL REPORT, 2017-2018

STATEMENT OF COMPLIANCE
MEASURE S FUNDS

This Annual Report is submitted to the Board of Trustees by the Santa Monica Community College District Citizens' Bond Oversight Committee.

The Committee advises that, to the best of its knowledge, the Santa Monica Community College District is in compliance with the requirements in Article XIII A, Section 1(b)(3) of the California Constitution. In particular, bond revenue has been expended only for the purposes so described in Measure S and no funds were used for any teacher or administrative salaries or other operating expenses as prohibited by Article XIII A, Section 1(b)(3)(a) of the California Constitution.

Respectfully Submitted: _____

Date: _____

Chair Citizens' Bond Oversight Committee



Santa Monica Community College District
Citizens' Bond Oversight Committee

ANNUAL REPORT, 2017-2018

STATEMENT OF COMPLIANCE
MEASURE AA FUNDS

This Annual Report is submitted to the Board of Trustees by the Santa Monica Community College District Citizens' Bond Oversight Committee.

The Committee advises that, to the best of its knowledge, the Santa Monica Community College District is in compliance with the requirements in Article XIII A, Section 1(b)(3) of the California Constitution. In particular, bond revenue has been expended only for the purposes so described in Measure AA and no funds were used for any teacher or administrative salaries or other operating expenses as prohibited by Article XIII A, Section 1(b)(3)(a) of the California Constitution.

Respectfully Submitted: _____

Date: _____

Chair Citizens' Bond Oversight Committee



Santa Monica Community College District
Citizens' Bond Oversight Committee

ANNUAL REPORT, 2017-2018

CITIZENS' BOND OVERSIGHT COMMITTEE
PROCEEDINGS AND ACTIVITIES

Meetings of the Citizens' Bond Oversight Committee

The Committee conducts its meetings in accordance with provisions of the Ralph M. Brown Public Meetings Act, Government Code Sections 54950 *et seq.* Meeting notices and agendas are sent to members of the Committee within the required period of time and are also posted at eight Santa Monica College campus locations and satellite sites.

Meeting notices, agendas, minutes and all documents and reports received by the Committee members are a matter of public record and made available on the SMC website: <http://www.smc.edu/CBOC>

The SMC Bond Program website is located at: www.smcbondprogram.com

Minutes of the quarterly meetings are included on the following pages.



Santa Monica Community College District
Citizens' Bond Oversight Committee
MEETING – July 19, 2017
MINUTES

A meeting of the Santa Monica Community College District Citizens' Bond Oversight Committee was held on Wednesday, **July 19, 2017 at 8 a.m.** in Drescher 300---E (the Loft) at Santa Monica College, 1900 Pico Boulevard, Santa Monica, California.

1. **CALL TO ORDER: 8:10 a.m.**

2. **ROLL CALL --- Members**

- Sonya Sultan, Chair --- Present
- Katherine Reuter, Vice-Chair --- **Absent**
- Jeffrey Graham – **Absent**
- Sion Roy --- Present
- Sharon Barovsky --- **Absent**
- Michael Dubin – **Absent**

Others Present:

- Cassandra Santiago-Amzallag – Student Representative Present (To be presented for approval at the August Board of Trustees meeting)
- Chris Bonvenuto, Chief Director, Business Services
- Greg Brown, Director Facilities Planning
- Don Girard, Senior Director, Government Relations/Institutional Communications
- Ramin Nematollahi, Citizens' Bond Oversight Committee Coordinator
- Charlie Yen, Director – Contracts
- Emil Zordilla, Assistant Director, Facilities Planning

- Elizabeth Chavira – Project Manager/Construction Manager– Vanir
- Gustavo Ripalda – Project Manager/Construction Manager – Vanir

3. **APPROVAL OF MINUTES**

Action was not taken due to lack of quorum.

4. **REPORTS and DISCUSSION**

A. SMC Bond Capital Construction Budget Summary.

Charlie Yen, discussed the SMC bond Capital Constructor Budget Summary as of June 30, 2017.

- **Core Performance Center:** Second phase, has started with the older-locker-rooms and bathrooms being renovated, and is scheduled to be completed by early quarter of 2018.
- **Center for Media and Design:** The project is continuing as planned and fall occupancy is expected. KCRW will most likely move in later in the fall due to their technological requirements.
- **Student Services Building:** Construction is proceeding as planned and completion date is 2019.
- **Malibu Campus:** Currently awaiting the finalization of lease from Los Angeles County. Bidding for the project will take place in the summer of 2017 with construction to begin in

fall of 2017. Completion date is last quarter of 2019.

- **Early Childhood Education Center:** Awaiting coastal commission approval. Bidding for the project is expected in the summer of 2017 with construction to commence fall 2017. The project is schedule to be completed fall of 2018.

B. Measure U, S and AA and Bond Sales Expense Reports

The SMC Bond Capital Construction Budget Summary as of June 30, 2017 reports the following:

Measure U Budget:	\$160,000,000
Measure S Budget:	\$143,500,000
Measure AA Budget:	\$295,000,000
Measure V Budget:	\$345,000,000
Interest	\$ 21,495,870
Other Funding Received:	\$ 26,228,381
Other Funding Pending:	\$ 52,594,548
Total Budget:	\$ 1,043,818,799
Estimate at Completion:	\$ 1,043,818,799
Bond Funds Remaining:	\$ 462,892,008

- **Measure U:** Total Measure U Expenditures last period were **\$105,155**; total remaining funds are **\$1,939,510**; no budget variance.
- **Measure S:** Total Measure S Expenditures last period were **\$4,328,007**; total remaining funds are **\$47,078,885**; no budget variance.
- **Measure AA:** Total Measure AA Expenditures last period were **\$8,530,284**; total remaining funds are **\$68,873,613**; no budget variance.
- **The Bond Sales/Expense Report**

Indicates total bond amounts, bond issue dates/amounts unsold bond amount and total available as of June 30, 2017.

Total Bond:	\$598,500,000
Total Available:	\$528,492,559
Total Expenses:	\$480,607,992
Total Available Remaining:	\$117,884,567
Total Unsold Bond:	\$7,441

- Measure S Bond: \$20,000,000.00 (\$20 Million) was sold, April 2017.
- Measure AA bond: \$50,000,000.00 (\$50 Million was sold, April 2017).

The SMC Bond Construction Program Contractor List as of June 30, 2017 was included in the packet.

C. PRESENTATION OF THE DRAFT OF FACILITIES MASTER PLAN

Greg Brown, discussed a draft update of the SMC Educational Facilities Master Plan (“Master Plan”), a

set of strategies first adopted by the Board of Trustees in 1998 that have guided the development of facilities on our campuses and have presented SMC's needs to the public during bond campaigns.

Greg discussed that the last update of the Master Plan was in 2010, and a number of projects funded by voter-approved Measures U, S, and AA—the IT Building, the East Wing of the Performing Arts Campus, Student Services, and others—were included in that plan. The draft plan presented to the Board was based on the 2010 Master Plan, and took into account the new projects approved by Measure V, the \$345 million bond approved by voters in November 2016. These projects include a new Art complex to be housed at the new acquired property of the former YWCA, a renovation of the Business Building, an outdoor classroom, and a facelift of the 'frontage of Santa Monica College' on Pico Boulevard.

The campus build out is a 9 phase-multi-step process that has a 10 year time-frame. The new square footage footprint would be an increase of 1.88% or approximately 18,000 square feet.

In spring 2017, these new projects were discussed with the DPAC Facilities Committee and their comments were considered in putting together the draft plan. The public discussion of the draft plan also mentioned the Math/Science addition, for which partial funding has been received through the Governor's approved state budget.

The intent is to revise the plan and present it to the College and various constituency groups this fall.

7. SCHEDULE OF MEETINGS, 2017--2018

Wednesday, October 25, 2017

Wednesday, January 24, 2018

Wednesday, April 25, 2018

Wednesday, July 25, 2018

8. ADJOURNMENT: 9:07 am

The next meeting of the Citizens' Bond Oversight Committee will be held on **Wednesday, October 25, 2017 at 8 a.m. in Drescher Hall Room 300---E (the Loft) at Santa Monica College, 1900 Pico Boulevard, Santa Monica, California.**

Current information on all bond construction projects is available at: <http://smcbondprogram.com> and at <http://www.smc.edu/CBOC>



Santa Monica Community College District
Citizens' Bond Oversight Committee
MEETING – October 25, 2017
MINUTES

A meeting of the Santa Monica Community College District Citizens' Bond Oversight Committee was held on **Wednesday, October 25, 2017 at 8 a.m.** in **NOTE LOCATION CHANGE:** Drescher 300-E (the Loft), 1900 Pico, Santa Monica, CA 90405. Meeting was held at: **Center for Media Design Conference Room 216, 1660 Stewart Street, Santa Monica, CA 90404.**

1. **CALL TO ORDER:** 8:06 a.m.
2. **PUBLIC COMMENTS:** None
3. **ROLL CALL:**
 - Sonya Sultan, Chair - Present
 - Katherine Reuter, Vice-Chair - Present
 - Sharon Barovsky - *Absent*
 - Michael Dubin - Present
 - Jeffrey Graham – *Absent*
 - Sion Roy – *Absent*
 - Cassandra Santiago-Amzallag – AS representative – Present

Others Present:

- Elaine Polachek, Executive Vice President, Santa Monica College
- Don Girard, Senior Director, Government Relations/Institutional Communications
- Greg Brown, Director Facilities
- Chris Bonvenuto, Chief Director, Business Services
- Ramin Nematollahi, Citizens' Bond Oversight Committee Coordinator
- Charlie Yen, Director, Contracts
- Emil Zordilla, Assistant Director, Facilities Planning

3. APPROVAL OF MINUTES:

The minutes for the Citizens' Bond Oversight Committee Meeting of April 26, 2017 and July 19, 2017 were approved as is. *Motion was made by Katherine Reuter and seconded by Michael Dubin and unanimously approved.*

4. CITIZEN'S BOND OVERSIGHT COMMITTEE ANNUAL REPORT, 2016-2017:

The Annual Report 2016-2017 was approved as presented. *Motion was made by Katherine Reuter and seconded Michael Dubin and unanimously approved.*

5. REPORTS and DISCUSSION

- I. **SMC Bond Construction Projects Update:** Greg Brown, Director of Facilities, Charlie Yen, Director of Contracts, and Emil Zordilla, Assistant Director, Facilities Planning, gave an overview of bond construction projects:
 - **Center for Media and Design:** The building is open for operation, and will have an official grand opening on December 2nd. The KCRW building will be open for operation in spring 2018.
 - **Core Performance Center:** Formerly known as Center Health/P.E./Fitness/Central Plant, first phase is complete and building is open to occupancy. The second phase which will focus on updating the training room, weight room and additional facilities will be completed in early 2018.
 - **Student Services Building:** All framing for the building is complete and a "topping off" ceremony took place. The building is projected to be completed late 2019.
 - **Malibu Campus:** All approvals have been received. Currently awaiting approval from County of Los Angeles expected fall of 2017.

- **Early Childhood Education Center:** The coastal commission unanimously approved the plans, construction start spring of 2018.
- **Math & Sciences:** The building extension and upgrade would qualify for up to \$40 million in State funding, which requires a local match. The building will contain an upgraded planetarium and a community lab for all ages, including a nutrition and culinary lab in support of the College’s nutrition program. Canon design has been selected to provide architectural design, anticipated in May of 2018.
- Measure U, S and AA and Bond Sales Expenses Reports (*reports included with agenda*)
- The SMC Bond Capital Construction Budget Summary as of September 30, 2017 reports the following:

Measure U Budget:	\$160,000,000
Measure S Budget:	\$143,500,000
Measure AA Budget	\$295,000,000
Other Funding Received:	\$ 26,736,062
Other Funding Pending:	\$ 52,594,548
Total Budget:	\$677,830,610
Estimate at Completion:	\$677,830,610
Bond Funds Remaining:	\$99,704,270

- **Measure U:** Total Measure U expenditures last period were \$2,362,100; total remaining funds are \$1,127; no budget variance.
- **Measure S:** Total expenditures last period were \$186,893 total remaining funds are \$43,050,473;
- **Measure AA:** Total expenditures last period were \$4,032,012; total remaining funds are \$56,660,112; no budget variance.
- *The Bond Sales/Expenses Report* indicates total bond amounts, bond issue dates/amounts, unsold bond amount and total available as of September 30, 2017.

Total Bond:	\$598,500,000
Total Available:	\$598,500,000
Total Expenses:	\$498,788,289
Total Available Remaining:	\$ 99,704,270
Total Unsold Bond:	\$ 7,441

- The *SMC Bond Construction Program Contractor List* as of September 30, 2017 was presented for information.
- Current information on all bond construction projects is available at: <http://smcbondprogram.com> and at <http://www.smc.edu/CBOC>

6. SCHEDULE OF MEETINGS FUTURE MEETINGS, 2017-2018

Wednesdays at 8 a.m.

- ✓ January 24, 2018
- ✓ April 25, 2018
- ✓ July 25, 2018

7. ADJOURNMENT: 9:06 AM

The next meeting of the Citizens’ Bond Oversight Committee will be held on Wednesday, January 24, 2018 at 8 a.m. in Drescher 300-E (the Loft) at Santa Monica College, 1900 Pico Boulevard, Santa Monica, California.



Santa Monica Community College District
Citizens' Bond Oversight Committee
MEETING – January 24, 2018
MINUTES

A meeting of the Santa Monica Community College District Citizens' Bond Oversight Committee was held on Wednesday, **January 24, 2018 at 8 a.m.** in Drescher 300---E (the Loft) at Santa Monica College, 1900 Pico Boulevard, Santa Monica, California.

5. **CALL TO ORDER:** 8:05 a.m.

6. **ROLL CALL --- Members**

- Sonya Sultan, Chair --- **Absent**
- Katherine Reuter, Vice---Chair---Present
- Jeffrey Graham – Present
- Sion Roy --- Present
- Sharon Barovsky --- Present
- Michael Dubin --- **Absent**
- Cassandra Santiago-Amzallag –Present

Others Present:

- Alicia Herrera – Varinek, Trine, Day & Company (VTD)– CPA
- Dr. Kathryn E. Jeffery, Superintendent/President
- Elaine Polachek, *Interim* Executive Vice President
- Don Girard, Senior Director, Government Relations/Institutional Communications
- Chris Bonvenuto, Chief Director, Business Services
- Ramin Nematollahi, Citizens' Bond Oversight Committee Coordinator
- Charlie Yen, Director --- Contracts
- Emil Zordilla, Assistant Director, Facilities Planning

Community Member(s) Present:

- Stacy Dagleish

7. **APPROVAL OF MINUTES**

The minutes of the Citizens' Bond Oversight Committee meeting of October 25, 2017 were approved as is. *Motion was made by Katherine Reuter and seconded by Sion Roy and unanimously approved by the committee.*

8. **CONFLICT OF INTEREST FORM**

Members completed and endorsed forms. The forms are on file. Members absent from meeting will mail in forms.

9. **REPORTS and DISCUSSION**

Ms. Alicia Herrera, Auditor for Varinek, Trine, Day & Company presented the 2016-2017 Financial and Performance Audit Reports.

D. Santa Monica Community College District
Measure U, Measure S, Measure AA General Obligation Bonds Financial and Performance Audit, June 30, 2017

She reviewed the Opinion of the findings which state:

“In our opinion, the financial statements referred to above present fairly, in all material respects, the financial position of Measure U, Measure S, Measure AA General Obligation Bond Funds (Measure U, Measure S, and Measure AA) of the District as of June 30, 2017, and the respective changes in financial position for the year then ended in accordance with accounting principles generally accepted in the Unites State of America.” *(Page 3, of the SMCCD, Measure U, Measure S & Measure AA General Obligation Bonds Financial And Performance Audits – June 30, 2017 – Varinek, Trine, Day & Co. LLP)*

She reiterated the “unmodified opinion”, which is the highest mark that can be received for a financial and performance audit. She further reviewed, **The Statement of Revenues, Expenditures, and Changes in Fund Balance** on page 5 and discussed the “None Reported” findings on Financial Statement Findings on page 17.

E. Santa Monica Community College District
Measure U, Measure S, Measure AA General Obligation Bonds Performance Audit June 30, 2016

Ms. Herrera discussed the procedures performed for the performance audit. A sample of expenditures was selected starting July 1, 2016 and ending June 30, 2017, and supporting documentation was reviewed to ensure that funds were properly expended on specific project list. The dollar value of transactions tested totaled **\$50,600,727**, which represent **63** percent of the total expenditures of **\$79,817,120**. *(Page 4, of the SMCCD, Measure U, Measure S & Measure AA General Obligation Bonds Performance Audits – June 30, 2017 – Varinek, Trine, Day & Co. LLP)*

Based on this testing, Varinek, Trine, Day & Co. LLP, verified that funds from Measures U, Measures S, and Measures AA general Obligation Bond Funds (Measure U, Measure S, Measure AA) were expended for the construction, renovation, funding and equipment of District facilities constituting authorized bond projects.

Conclusion:

“The results of our test indicated that, in all significant respect, the Santa Monica Community College District has properly accounted for the expenditures held in the Measure, U, Measure S, and Measure AA general Obligation Bond Funds (Measure U, Measure S, Measure AA) and such expenditures were made for authorized bond projects. There were no salaries of administrative charged to the Measure U, Measure S, and Measure AA General Obligation Bond Funds for District general administration or operations.” *(Page 4, of the SMCCD, Measure U, Measure S & Measure AA General Obligation Bonds Performance Audits – June 30, 2017 – Varinek, Trine, Day & Co. LLP)*

Ms. Herrera also discussed the “none reported” comment regarding the Schedule of Findings and Questioned Costs – Page 5, (June 30, 2017) and reiterated that “There were no audit findings reported in the prior year’s Schedule of Findings and Questioned Costs.”

Motion was made by Sion Roy to accept the report as is and seconded by Jeffrey Graham and unanimously approved by the committee.

F. SMC Bond Capital Construction Budget Summary as of December 31, 2017.

Emil Zordilla, Assistant Director, Facilities planning, gave a visual presentation of the bond construction project:

- **Center for Media and Design:** The project had its grand opening December 2, 2017. KCRW is set to occupy space spring of 2018.
- **East Wing Performing Arts Center:** The PAC is completed.
- **Core Performance Center:** Is completed and currently hosting classes.
- **Student Services Building:** Structural steel is completely assembled and the building envelope is being installed, completion by 2018/2019.
- **Malibu Campus:** All regulatory agency approvals have been attained. Project to break ground in July 2018.
- **Santa Monica Early Childhood Lab School:** All regulatory agencies approvals have been attained and ground breaking Spring 2018.
- **Math & Science Building Extension:** The design phase is being finalized, and early renderings were shared with the committee. The design is to be completed summer of 2018 and submitted for DSA approval.

G. Measure U, S and AA and Bond Sales Expense Reports

The SMC Bond Capital Construction Budget Summary as of December 31, 2017 reports the following:

Measure U Budget:	\$160,000,000
Measure S Budget:	\$143,500,000
Measure AA Budget:	\$295,000,000
Other Funding Received:	\$ 26,741,995
Other Funding Pending:	\$ 52,594,548
Total Budget:	\$698,766,706
Estimate at Completion:	\$698,590,482
Bond Funds Remaining:	\$88,233,955

- **Measure U:** Total Measure U Expenditures last period were **\$0**; total remaining funds are **\$1,127.00**; no budget variance.
- **Measure S:** Total Measure S Expenditures last period were **\$4,057,782**; total remaining funds are **\$38,992,691**; no budget variance.
- **Measure AA:** Total Measure AA Expenditures last period were **\$7,412,494**; total remaining funds are **\$49,247,618**; no budget variance.

The committee requested a “more detailed financial report” and one will be provided at a subsequent meeting.

The Bond Sales/Expense Report indicates total bond amounts, bond issue dates/amounts unsold bond amount and total available as of December 31, 2017.

Total Bond:	\$598,500,000
Total Available:	\$528,492,559
Total Expenses:	\$510,258,564
Total Available Remaining:	\$ 88,233,995
Total Unsold Bond:	\$ 7,441

- The SMC Bond Construction Program Contractor List as of December 31, 2017 was included in the packet.
- Current information on all bond construction projects is available at: <http://smcbondprogram.com> and at <http://www.smc.edu/CBOC>

9. SCHEDULE OF MEETINGS, 2017-2018

Wednesday, April 25, 2018 at 8 a.m.

Wednesday, July 25, 2018 at 8 a.m.

10. ADJOURNMENT: 9:05 am

The next meeting of the Citizens' Bond Oversight Committee will be held on Wednesday, April 25, 2018 at 8 a.m. in Drescher Hall Room 300---E (the Loft) at Santa Monica College, 1900 Pico Boulevard, Santa Monica, California.



A meeting of the Santa Monica Community College District Citizens' Bond Oversight Committee was held on Wednesday, **April 25, 2018 at 8 a.m.** in Drescher 300---E (the Loft) at Santa Monica College, 1900 Pico Boulevard, Santa Monica, California.

10. CALL TO ORDER: 8:07 a.m.

11. ROLL CALL -- Members

- Sonya Sultan, Chair --- **Present**
- Katherine Reuter, Vice-Chair --- **Present**
- Jeffrey Graham – Absent
- Sion Roy --- Absent
- Sharon Barovsky --- **Present**
- Michael Dubin – **Present**
- Cassandra Santiago-Amzallag - **Present**

Others Present:

- Chris Bonvenuto, Chief Director, Business Services
- Don Girard, Senior Director, Government Relations/Institutional Communications
- Ramin Nematollahi, Citizens' Bond Oversight Committee Coordinator
- Charlie Yen -- Director of Facilities Planning

12. APPROVAL OF MINUTES

The minutes of the Citizens' Bond Oversight Committee meeting of January 25, 2018 were approved as is. *Motion was made by Michael Dubin and seconded by Katherine Reuter and unanimously approved by the committee.*

13. REPORTS and DISCUSSION

H. SMC Bond Capital Construction Budget Summary as of March 31, 2018.

Charlie Yen, Director of Facilities Planning, discussed the SMC bond Capital Constructer Budget Summary as of March 31, 2018.

- **Center for Media and Design:** The project is progressing as 90% complete. KCRW has started to move in their equipment and it may take 6 months for the move to be complete.
- **Core Performance Center:** Phase 2 (renovation of older building is now complete). Building is currently occupied and in use.
- **Student Services Building:** Construction is proceeding as planned and completion date is set for Spring/Summer 2019.
- **Malibu Campus:** A sewer line realignment has caused a delay. The bid should go to

the board in August with a breaking ground of construction in September. Completion is planned for Spring 2021.

- **Early Childhood Education Center:** Construction to break ground June 2018, and expected completion date is 2020. Due to Aluminum/Steel tariffs price for construction was higher than expected.
- **Math & Science Building:** Currently at the development phase. Due to financing being matched by the state, each step must be approved by the state.

I. Bond Sales & Measure V

Chris Bonvenuto, Chief Director, Business Services, discussed the recent bond sales and refunding of the Build America Bonds. He discussed structuring the sale to generate specific premiums, so that the first year assessment and would not impact the property owners tax liability until 2019/2020. He shared that with SMC's bond rating and a cooperative market a \$1.9 million savings was generated for the taxpayer. He further clarified achieving a repayment ratio of 1.77 to 1 on the Measure V. Sonya Sultan, the chair, and the committee expressed their gratitude to Chris and Charlie and their teams for all their work in saving the tax payers money!

J. Measure U, S and AA and Bond Sales Expense Reports

The SMC Bond Capital Construction Budget Summary as of March 31, 2018 reports the following:

Measure U Budget:	\$160,000,000
Measure S Budget:	\$143,500,000
Measure AA Budget:	\$295,000,000
Interest	\$ 22,867,238
Other Funding Received:	\$ 26,741,995
Other Funding Pending:	\$ 52,594,548
Total Budget:	\$ 700,703,781
Estimate at Completion:	\$ 700,703,781
Bond Funds Remaining:	\$ 59,872,153

- **Measure U:** Total Measure U Expenditures last period were **\$0**; total remaining funds are **\$1,127**; no budget variance.
- **Measure S:** Total Measure S Expenditures last period were **\$10,480,443**; total remaining funds are **\$28,512,248**; no budget variance.
- **Measure AA:** Total Measure AA Expenditures last period were **\$17,881,399**; total remaining funds are **\$31,366,219**; no budget variance.
- **The Bond Sales/Expense Report**

Indicates total bond amounts, bond issue dates/amounts unsold bond amount and total available as of March 31, 2018.

Total Bond:	\$598,500,000
Total Available:	\$528,492,559
Total Expenses:	\$538,620,408
Total Available Remaining:	\$ 59,872,151
Total Unsold Bond:	\$ 7,441

- The SMC Bond Construction Program Contractor List as of March 31, 2018 was included in the packet.

K. INFORMATION – EXPIRING TERMS OF MEMBERS OF THE CITIZENS’ BOND OVERSIGHT COMMITTEE

The term of the following member(s) of the Citizens’ Bond Oversight Committee is expiring effective **June 30, 2018** and is not eligible for reappointment:

- The associate student representative will be selected in September.

The term of the following member(s) of the Citizens’ Bond Oversight Committee is expiring effective **June 30, 2018** and is eligible for reappointment:

- Jeffrey Graham, Local Business

The term of the following member(s) of the Citizens’ Bond Oversight Committee is expiring effective **June 30, 2018** and is not eligible for reappointment, as they will have termed out having served 3 consecutive terms:

- Katharine Reuter, Senior Citizens’ Organization

The Board of Trustees will follow a recruitment and application process to appoint/reappoint members to fill the vacancies.

11. SCHEDULE OF MEETINGS, 2017---2018

Wednesday, July 25, 2018 at 8 a.m.

12. ADJOURNMENT: 9:08 am

The next meeting of the Citizens’ Bond Oversight Committee will be held on **Wednesday, July 25, 2018 at 8 a.m. in Drescher Hall Room 300---E (the Loft) at Santa Monica College, 1900 Pico Boulevard, Santa Monica, California.**

Current information on all bond construction projects is available at:
<http://smcbondprogram.com> and at <http://www.smc.edu/CBOC>



SANTA MONICA COMMUNITY COLLEGE DISTRICT

Capital Outlay Program

Bond Project Report

July 2018

Prepared by SMC Facilities Planning

Introduction

The District's capital outlay program consists of larger non-maintenance projects that are generally over \$100,000, typically financed by local taxpayer approved bonds. The capital projects include new buildings, replacement buildings, renovations, property acquisition, parking, site work, landscaping, infrastructure, security, and technology.

Over the last several decades, Santa Monica and Malibu voters have approved five safety and modernization bond measures in support of the college's career and academic programs:

Proposition T	1992	\$ 23,000,000
Measure U	2002	\$160,000,000
Measure S	2004	\$135,000,000
Measure AA	2008	\$295,000,000
Measure V	2016	\$345,000,000

By way of background, local bonds financed the original Main Campus, built in the 1950s and 1960s. However, in subsequent years until 1992, the District depended primarily on limited state funding, so only a few large projects were built. After the 1994 Northridge Earthquake and the extensive damage to the Main Campus, the District received federal FEMA support for rebuilding which started the current era of major construction on the campus.

In addition to the local bonds listed above, there has been significant financial support from federal, state and city sources along with the District's own capital funds.

The 1998 Facilities Master plan was a major effort in guiding the modernization and development of the Main Campus after the Northridge earthquake. Additional facility assessments were conducted in 2001, 2002, and 2003. In 2007, a master plan was added for the development of the Bundy Campus. In 2010, an update of the Facilities Master Plan was completed to address other safety and modernization improvements on the Main Campus and to incorporate the satellite campuses.

A new Facilities Master Plan Update is currently underway and will be completed in 2017 to guide the progress in completing Measure AA projects and new projects under Measure V.

Highlights of the completed projects include the purchase of the Bundy Campus and Emeritus College, and the construction of the Theatre Arts, Broad Stage, HSS Building, Campus Quad and Information Technology.

Projects completed in 2017:

Core Performance Center
Music Hall at the SMC Performing Arts Center
Center for Media and Design

Projects expected to start construction in 2018:

Malibu Campus
Santa Monica Early Childhood Lab School

Projects expected to be completed in 2019:

Student Services

Bond Program Overview

Project	Funding Source	Total Cost	Status 6/30/18
Purchase of Bundy Site	U	\$30,280,878	Completed 2002
Emeritus College	U, SMC Foundation	\$9,603,782	Completed 2003
Purchase of 1738 Pearl Street	U	\$749,208	Completed 2003
Library Renovation & Expansion	T, State, FEMA	\$23,600,000	Completed 2003
PE/Dance/Athletics Office Relocation	U	\$2,797,033	Completed 2004
Math Complex	U	\$1,458,690	Completed 2004
Bundy Campus West Building	U	\$23,291,387	Completed 2005
Malibu Storm Water Infrastructure P-I	S	\$2,500,000	Completed 2005
Renovation of Theatre Arts	U	\$19,544,314	Completed 2006
Music Complex - Performing Arts	U	\$4,623,547	Completed 2007
HSS North/South	U, State, FEMA, City	\$29,240,945	Completed 2006/7
Shuttle Parking Acquisition & Constr.	U	\$18,969,509	Completed 2007
Malibu Storm Water Infrastructure P-II	S	\$2,500,000	Completed 2008
Broad Stage - Performing Arts	S, SMC Foundation	\$40,690,201	Completed 2008
Athletic Fields - John Adams	S	\$2,969,807	Completed 2008
Main Campus Quad	U	\$11,388,463	Completed 2008
Bundy New Driveway & Signal	S	\$3,825,841	Completed 2009
Athletic Fields - Corsair Field	S	\$4,440,065	Completed 2009
Pico Phase I - Lot 6 & Structures	S	\$1,018,009	Completed 2009
Infrastructure & Safety Phase I	U	\$4,003,084	Completed 2010
Purchase of 1516 Pico Blvd.	AA	\$1,748,667	Completed 2010
Purchase of 1510 Pico Blvd.	AA	\$4,009,228	Completed 2011
Purchase of 919 Santa Monica Blvd.	AA	\$9,029,287	Completed 2011
Bundy/Airport Classroom Relocations	AA	\$3,162,183	Completed 2012
Library Village Relocation & Bike Park	AA	\$1,448,275	Completed 2013
Bundy/Airport Parking	AA	\$2,035,375	Completed 2013
Information Technology	AA	\$23,978,879	Completed 2015
Purchase of 2019 14 th Street	AA	\$5,013,226	Completed 2017
Central Plant Loop Connections	AA	\$11,206,164	Completed 2017
East Wing - Performing Arts Center	AA	\$30,108,816	Completed 2017
Purchase of 1530 Pico Blvd.	AA	\$4,821,600	Completed 2018
Security and Fire Alarm Upgrade	AA	\$11,520,794	Finish Fall 2018
Health, PE, Fitness, Dance, Cent. Plant	S, AA	\$58,272,030	Finish Fall 2018
Center for Media & Design	AA	\$130,549,713	Finish Fall 2018
Student Services	U, S, AA	\$130,224,164	Under Construction
Child Development Center	AA, V, City of SM	\$30,925,693	Under Construction
Malibu Campus	S, AA	\$50,000,000	Start Const. 2018
Math and Science	AA, V, State	\$124,958,336	DSA review Aug. 18

Projects Under Construction or Recently Completed

Center for Media & Design (Academy Campus)

Project Description: This project includes the construction of a new 440-space Parking Structure. Also includes major renovation of the existing 50,000 SF AET building, a new 30,000 SF addition to the existing AET building, a new 33,000 SF building for the KCRW radio station, a new central courtyard, and new landscaping.

Current Progress: Parking Structure and the Academic Building are complete and occupied. KCRW building is substantially completed and occupied. The project is currently in closeout phase.

Project Schedule: Parking Structure and Academic Buildings early fall 2017; KCRW early fall 2018

Estimated Project Cost: \$130,549,713

Funding Sources: Measure AA, KCRW Foundation

Core Performance Center (Replacement Health, Fitness, Dance, and PE Building and Central Plant)

Project Description: The project consists of the demolition of the existing 1958 Locker Room building and replacing it with a new three-story 66,000 SF complex. The new building consists of athletic facilities, fitness center with climbing wall, fitness studios and dance studios.

Since this building is located in the center of campus, it is an ideal location for the central cooling plant which is an energy efficiency project designed to generate chilled water for efficiently for air cooling in buildings throughout the main campus.

Current Progress: Project is in closeout phase.

Project Schedule: Phase 1 Completed; Phase 2 completed late fall 2017

Estimated Project Cost: \$58,272,030

Funding Sources: Measure S, AA, State and Utility Energy Incentives

Security and Fire Alarm

Project Description: To better protect student and staff during emergency situations the college is upgrading all its security systems, including access control, video surveillance, and intrusion alarms as well as its fire alarm and mass notification systems to newer digital technologies.

Current Progress: Currently working on programming and testing of the system, and the installation of the remaining security devices at various buildings.

Project Schedule: Fire alarm complete, security in construction with summer 2018 completion.

Estimated Project Cost: \$11,520,794

Funding Sources: Measure AA

Central Plant Building Connections

Project Description: To connect and retrofit individual buildings to the chilled water loop from the Central Plant. Buildings include Business, HSS, Library and Science.

Project Schedule: Completed summer 2017

Estimated Project Cost: \$11,206,164

Funding Sources: Measure

Student Services Building

Project Description: The new Student Services building will facilitate the centralization of all Student Services operations that are presently dispersed throughout the campus and housed in temporary buildings. This project provides office and service space for approximately 25 Student Services functions. The new building will be sited near the Pico Boulevard main entrance to the SMC campus and thereby provide immediate access for students and members of the college community.

This proposed project also includes accommodation for vehicular access/egress, and underground parking, all in compliance with the Master Plan goal to provide more below grade vehicle parking at the main campus.

Current Progress: Currently working on the building façade, mechanical / electrical / plumbing system, interior dry wall, ceilings and site work.

Project Schedule: In construction, completion spring 2019.

Estimated Project Cost: \$130,224,164

Funding Sources: Measure S, U, AA, and V

Projects in Pre-Construction Phase

Malibu Site Campus

Project Description: In the 1970s and early 1980s, Santa Monica College offered about 70 general education classes and several non-credit classes in Malibu throughout a semester. Today, the program is limited to a few classes offered in school district buildings.

The recommended site acquisition and facility will be a classroom facility to provide general education classes, science, art and Emeritus College classes. There is also an interpretive center to highlight natural environment and history of Malibu and a Sheriff's sub-station. The District has worked cooperatively with the City of Malibu and the County of Los Angeles in planning a site at the Malibu Civic Center.

Current Progress: Phase 1, which includes the demolition of the existing building and ground stabilization, will start fall 2018. Phase 2 will commence late spring 2019

Project Schedule: Construction start in fall 2018

Estimated Project Cost: \$50,000,000

Funding Sources: Measure S, V

Santa Monica Early Childhood Lab School

Project Description: SMC currently has no dedicated childcare facility and offers lab instruction through various local childcare providers. The District lacks a teaching laboratory facility in Early Childhood Education available at many other community colleges. This project provides for a childcare center for the community plus college instructional facilities. The City of Santa Monica is a partner in this project, providing the site at the Civic Center and a portion of the building funds.

Current Progress: Project is under construction, paving demolition is completed. The contractor will start the foundation excavation in July.

Project Schedule: Pending approval by the Coastal Commission, construction start in Spring 2018.

Estimated Project Cost: \$30,925,693

Funding Sources: Measure S, V, and City of Santa Monica

Classrooms Relocation - Temporary Classroom Village

Project Description: As part of the new Math and Science project, the District requires temporary classroom space for students and teachers that will be displaced during the construction of the new Math and Science building. This temporary village will be located in the existing Admission Complex, and Parking Lot 2.

Current Progress: Design team has been selected and we are expecting the project to be approved in DSA by spring 2019

Project Schedule: Construction start in summer 2019

Estimated Project Cost: \$4,900,000

Funding Sources: Measure V

Projects in Active Design Phases

None

Future Projects (Measure V)

The following projects were included in the 2016 Measure V Bond language and will be further developed during the Facilities Master Plan Update process:

Science and Math Extension. Santa Monica College is renowned for its science and allied health programs; however, the existing labs for Life, Physical and Earth Sciences are at capacity; also, the current facility for the Math Department consists of temporary trailers and lacks the infrastructure for smart classrooms or support for the use of modern technology for instructional use. Consolidating Math and Science programs into a new Science Extension building supports interdisciplinary interaction. The building extension would qualify for up to \$40 million in State funding, which requires a local match. The building will contain an upgraded planetarium and a community lab for all ages, including a nutrition and culinary lab in support of the College's nutrition program. The project is currently under review by DSA.

Replacement of Temporary Classrooms. Bond proceeds would be used to replace the 1994 temporary trailer Math Village classroom complex with permanent First Year Experience classrooms, student support study space and instructional support labs. These trailers were rushed into service following the 1994 Northridge Earthquake and have exceeded their time of usable service. Additionally, proceeds would be used to replace the 1984 modular English as a Second Language classroom building. This modular building lacks fire sprinklers, is poorly ventilated and has also exceeded its time of usable service.

Upgrading, Renovation or Replacement of Two 1950's Buildings. The 1952 Liberal Arts building has the poorest Facility Condition Index rating on the College's main campus, lacks fire sprinklers and does not have an elevator. The 1952 Letters & Science building has the second poorest Facility Condition Index rating on the main campus, and also lacks both fire sprinklers and an elevator.

Renovation of Business Building. The 1981 Business Building is overdue for renovation. The building houses a large number of computer classrooms and labs.

Replacement of Campus Police Station. The current police facility is antiquated and undersized. Applying bond proceeds to the replacement, construction, renovation and relocation of the campus police station and including a public space for community and neighborhood use will improve public and campus safety.

Upgrading, Renovation or Replacement of Art Building. An upgraded, renovated or newly constructed art structure will replace aging building systems and improve space distribution for the many disciplines within the Art Department. The College is eligible to receive up to \$10 million in State funding for this project, which requires a local match.

Landscaping/ Water Conservation Improvements and Completing Pico Boulevard Frontage Improvements. Applying bond proceeds for landscaping improvements, including landscaping improvements to complete the main campus Pico Boulevard frontage, will improve water conservation through water reclamation and installation of drought resistant landscaping.

Completing Master Plan Improvements at the Santa Monica College Performing Arts Center Campus. Construction at the Performing Arts Center campus has proceeded in phases, in coordination with available funding. The first phase added the Broad Stage and the Edye Second Space theaters. The second phase has added an East Wing rehearsal hall and music performance labs. The final phase, to be funded from bond proceeds, will include an underground three-level parking structure to replace most of the existing surface parking, along with an above-ground art gallery and green-space plaza. The theaters at the Performing Arts Center are among the most heavily used theaters in Los Angeles County.

Designing and Installing an Outdoor Classroom. The design, construction, installation and improvement of a venue for outdoor plays and class lectures.

Converting Library Interiors. Conversion of existing Library floor space used for book stacks to construct and install additional student study areas, tutoring and collaborative learning spaces that will support student success.

Making Environmental Performance Improvements. Bond funds will be used to upgrade District facilities to achieve energy or resource use efficiency and water conservation and achieve sustainability for District operations.

Upgrading Technology Infrastructure. Bond proceeds will be applied to renovate, replace, upgrade, acquire, install and integrate major site, building and utility systems, equipment and related infrastructure, including lighting, electrical, wiring and related infrastructure for modern technology, classroom instructional technology, communications and security technology (including security cameras and monitoring systems), data, voice, public address and audio-visual communication, energy efficiency, management monitoring systems, networks, fixtures, controls and equipment, cable infrastructure, network expansion, wireless access points and other communications and administrative systems.

COMMUNITY JOINT USE PROJECTS

Providing for a Joint Use Project with the City of Santa Monica. The College will provide up to \$20 million in bond funds for the expansion of the City of Santa Monica's Memorial Park to accommodate soccer and/or other field sports for use by College students and the general public.

Providing for a Joint Use Project with the Santa Monica-Malibu Unified School District. The Johns Adams Middle School Auditorium, adjacent to the College's main campus, has suffered earthquake damage and is no longer in service. The College will make available up to \$20 million bond funds as

needed to assist the School District in renovating or replacing the auditorium with a seating capacity of approximately 750, for joint use.

Providing for City of Malibu Infrastructure and Community Educational Facilities. The College will provide up to \$25 million in funding enhancements to its instructional presence in Malibu in partnership with the City of Malibu.

Santa Monica College Bond Capital Construction Budget Summary as of 6-30-2018

Project Number	Project Name	Measure U Budget	Measure S Budget	Measure AA Budget	Measure V Budget	Interest	Other Funding Received *	Other Funding Pending **	Total Budget	Estimate at Completion	Status	Bond Funds Remaining
U-A	Purchase of BAE Airport Site	\$30,280,878							\$30,280,878	\$30,280,878	Completed	\$0
U-B	Emeritus College Facility	\$8,909,940					\$693,842		\$9,603,782	\$9,603,782	Completed	\$0
U-C	Purchase of 1738 Pearl Street	\$749,208							\$749,208	\$749,208	Completed	\$0
U-D	PE Temp. Bldg. Replacement	\$2,797,033							\$2,797,033	\$2,797,033	Completed	\$0
U-E	Remodel Library Village for Math	\$1,458,690							\$1,458,690	\$1,458,690	Completed	\$0
U-F	SM Airport Campus Site Improvements	\$4,170,264							\$4,170,264	\$4,170,264	Completed	\$0
U-G	SM Airport Campus West Building	\$19,709,741							\$19,709,741	\$19,709,741	Completed	\$0
U-H	Theater Arts Renovation	\$19,544,314							\$19,544,314	\$19,544,314	Completed	\$0
U-I	Earthquake Rpl. Liberal Arts North	\$6,011,584					\$6,496,141		\$12,507,725	\$12,507,725	Completed	\$0
U-K	Earthquake Rpl. Liberal Arts South	\$6,108,150					\$10,625,070		\$16,733,220	\$16,733,220	Completed	\$0
U-L	Shuttle Replacement Parking	\$18,969,509							\$18,969,509	\$18,969,509	Completed	\$0
U-M	North Quad Plaza	\$11,388,463							\$11,388,463	\$11,388,463	Completed	\$0
U-Q	Infrastructure & Safety	\$4,003,084							\$4,003,084	\$4,003,084	Completed	\$0
U-R	Restroom Improvements	\$17,501							\$17,501	\$17,501	Completed	\$0
S-1	Athletic Fields Phase I, Corsair Field		\$4,372,535				\$67,530		\$4,440,065	\$4,440,065	Completed	\$0
S-1A	Athletic Fields Phase I, John Adams		\$2,969,807						\$2,969,807	\$2,969,807	Completed	\$0
S-10	Pico Promenade Improvements, Phase I		\$1,018,009						\$1,018,009	\$1,018,009	Completed	\$0
S-13	Adv. Architecture Related Exp for AA		\$0						\$0	\$0	Completed	\$0
AA-114	Community Classroom & Facility Projects			\$3,162,183					\$3,162,183	\$3,162,183	Completed	\$0
U-T	14th and Pico Project	\$319,242							\$319,242	\$319,242	Completed	\$0
U-N	Letters & Sci Demo/Restore	\$0							\$0	\$0	Completed	\$0
AA-108	Renovation of Corsair Stadium			\$35,299					\$35,299	\$35,299	Completed	\$0
S-2	Performing Arts Complex		\$37,697,625				\$2,992,576		\$40,690,201	\$40,690,201	Completed	\$0
U-J	Music Complex	\$2,011,371					\$2,618,113		\$4,629,484	\$4,629,484	Completed	\$0
S-3, AA-109	Career Opportunity Center			\$0					\$0	\$0	Completed	\$0
AA-118	Infrastructure & Technology - Utility			\$27,753					\$27,753	\$27,753	Completed	\$0
AA-111	Business & Facilities Infrastructure			\$1,968,124					\$1,968,124	\$1,968,124	Completed	\$0
AA-117	Infrastructure & Technology - Technology			\$2,434,417					\$2,434,417	\$2,434,417	Completed	\$0
S-7, AA-113	Energy Efficiency Projects		\$293,361	\$3,016,773			\$708,637		\$4,018,771	\$4,018,771	Completed	\$0
S-15	Signage Safety/Information		\$706,713						\$706,713	\$706,713	Completed	\$0
AA-102	Infrastructure & Technology - Information Technology Relocation			\$23,140,771			\$19,798		\$23,160,569	\$23,160,569	Completed	\$0
S-8, AA-116	Satellite Campus Parking Facilities and Roadway		\$3,891,747	\$2,130,670					\$6,022,417	\$6,022,417	Completed	\$0
AA-107	Madison East Wing Seismic Upgrade			\$30,143,816					\$30,143,816	\$30,108,816	Completed	\$2,463
S-4, AA-104	Replacement Health/PE/Fitness Central Plant Building		\$11,603,383	\$46,459,800			\$208,847		\$58,272,030	\$58,272,030	Completed	\$2,016,130
AA-101	Environmental Performance - Central Plant Connections			\$11,206,164					\$11,206,164	\$11,206,164	Completed	\$454,802
S-14, AA-115	Real Property Acquisition		\$45,597	\$24,859,475					\$24,905,072	\$24,948,499	Completed	\$221,089
AA-103	Media and Technology Complex - Academy Site			\$123,714,322			\$990,441	\$5,844,950	\$130,549,713	\$130,549,713	In Construction	\$1,000,000
AA-119	Emergency Lighting, Fire Alarm, and Security System			\$11,520,794					\$11,520,794	\$11,520,794	In Construction	\$225,995
U-O, S-9, AA-120, V102	Student Services Building	\$21,131,135	\$45,595,322	\$6,870,490	\$33,624,909	\$21,681,308	\$1,321,000		\$130,224,164	\$130,224,164	In Construction	\$37,274,571
S-5, V-104	Early Childhood Development/Childcare		\$8,858,578		\$15,405,517			\$6,661,598	\$30,925,693	\$30,925,693	In Construction	\$22,016,984
S-6, AA-110, V-103	Malibu Site Acquisition and Facility		\$25,000,000		\$25,000,000				\$50,000,000	\$50,000,000	In Construction	\$39,576,562
U-S, S-11, AA-112, V-109	Master Planning	\$2,110,430	\$716,428	\$833,427	\$450,000				\$4,110,285	\$4,101,858	In Design	\$450,000
U-P, AA-106, V-101	Replacement Math and Science Extension Building	\$308,336		\$2,244,008	\$82,317,992			\$40,088,000	\$124,958,336	\$124,958,336	In Design	\$80,252,858
AA-105, V-110	Drescher - Academic Modernization, Bookstore, Pico Promenade II			\$5,082	\$13,000,000				\$13,005,082	\$13,005,082	In Planning	\$13,000,000
V-105	Art Building Replacement				\$24,000,000			\$8,914,000	\$32,914,000	\$32,914,000	In Planning	\$23,999,816
V-106	Business Building Renovation				\$12,547,000			\$12,470,000	\$25,017,000	\$25,017,000	In Planning	\$12,547,000
V-107	Air Conditioning				\$10,777,654				\$10,777,654	\$10,777,654	In Design	\$10,355,324
V-108	ADA				\$4,000,000				\$4,000,000	\$4,000,000	In Planning	\$4,000,000
V-111	Outdoor Classroom				\$10,000,000				\$10,000,000	\$10,000,000	In Planning	\$9,900,000
V-112	SMMUSD				\$20,000,000				\$20,000,000	\$20,000,000	In Design	\$20,000,000
V-113	City of Santa Monica				\$20,000,000				\$20,000,000	\$20,000,000	In Planning	\$20,000,000
V-114	Classrooms Relocation				\$4,900,000				\$4,900,000	\$4,900,000	In Planning	\$4,900,000
S-12, V-120	Other Bond Related Expenses		\$609,282		\$300,000				\$909,282	\$909,282	In Planning	\$488,725
V-115	TBD				\$39,876,928				\$39,876,928	\$39,876,928	In Planning	\$39,876,928
S-16, AA-121, V-121	Cost of Issuance		\$119,470	\$498,026	\$800,000				\$1,417,496	\$1,417,496	In Planning	\$508,723
AA-122, V-122	Management Reserve			\$724,435	\$28,000,000	\$3,877,925			\$32,602,360	\$32,602,360	In Planning	\$28,724,435
U-U, S-17, AA-123, V-123	Unissuable	\$1,127	\$2,143	\$4,171					\$7,441	\$7,441	On-Going	\$0
Project Totals		\$160,000,000	\$143,500,000	\$295,000,000	\$345,000,000	\$25,559,233	\$26,741,995	\$73,978,548	\$1,069,779,776	\$1,069,779,776		\$371,792,405

* City of SM: \$10,206,823; FEMA: \$1,962,572; State: \$5,779,000; Prop T: 2,618,113; DWP: \$86,245; SCE: \$844,284; Gas Co.: \$106,262; Madison Foundation: \$2,992,576; KCRW: \$958,462; Emeritus College Foundation: \$693,842; Bond Interest and Cost of Issuance Refund: \$21,476,400

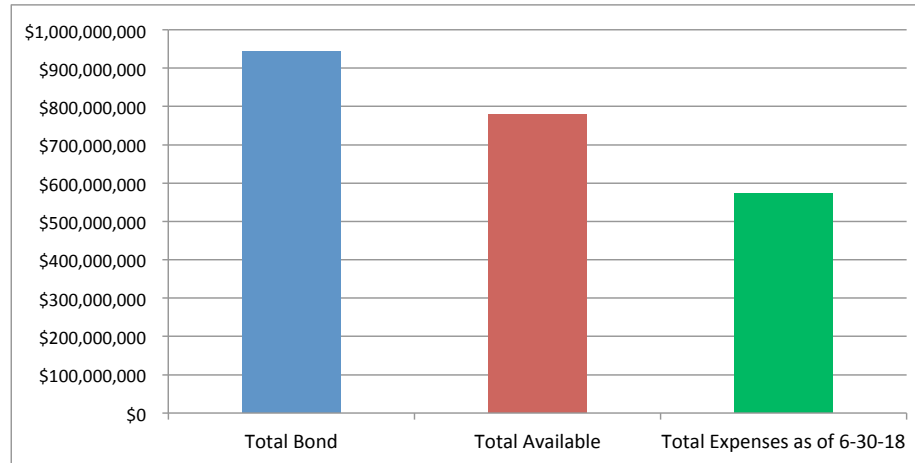
** City of SM: 6,661,598; KCRW: \$5,844,950; State: \$40,088,000

SANTA MONICA COMMUNITY COLLEGE DISTRICT
Bond Sales / Expenses Report
As of June 30, 2018

Measure U Bond \$160,000,000	
Bond Issue Date	Amount
2002	\$25,000,000
2004	\$21,999,971
2005	\$89,999,923
2007	\$11,999,987
2010	\$10,998,992
Total Available	\$159,998,873
Expenses as of 6-30-18	\$159,998,873
Total Available Remaining	\$0
Unsold Bond Amount	\$1,127
Total Available as of 7-1-18	\$1,127

Total Bond	\$943,500,000
Total Available	\$778,492,559
Total Expenses as of 6-30-18	\$571,700,154
Total Available Remaining	\$206,792,405
Total Unsold Bond	\$165,007,441

Measure S Bond \$143,500,000 (1)	
Bond Issue Date	Amount
2005	\$58,000,000
2007	\$8,500,000
2009	\$56,997,857
2017	\$20,000,000
Total Available	\$143,497,857
Expenses as of 6-30-18	\$122,120,920
Total Available Remaining	\$21,376,937
Unsold Bond Amount	\$2,143
Total Available as of 7-1-18	\$21,379,080



Measure AA Bond \$295,000,000	
Bond Issue Date	Amount
2010	\$100,000,000
2014	\$144,995,829
2017	\$50,000,000
Total Available	\$294,995,829
Expenses as of 6-30-18	\$286,500,922
Total Available Remaining	\$8,494,907
Unsold Bond Amount	\$4,171
Total Available as of 7-1-18	\$8,499,078

Measure V Bond \$345,000,000	
Bond Issue Date	Amount
2018	\$180,000,000
Total Available	\$180,000,000
Expenses as of 6-30-18	\$3,079,439
Total Available Remaining	\$176,920,561
Unsold Bond Amount	\$165,000,000
Total Available as of 7-1-18	\$341,920,561

Interest	Measure U	Measure S	Measure AA	Measure V
As of 6-30-18	\$7,034,168	\$11,417,370	\$6,375,323	\$676,109
Expenditure / Arbitrage as of 6-30-18	\$7,034,168	\$9,141,589	\$0	\$0
Available Interest as of 6-30-18	\$0	\$2,275,781	\$6,375,323	\$676,109

Cost of Issuance Refund	Measure U	Measure S
As of 6-30-17	\$20,688	\$35,575
Expenditure as of 6-30-18	\$20,688	\$0
Available as of 6-30-18	\$0	\$35,575

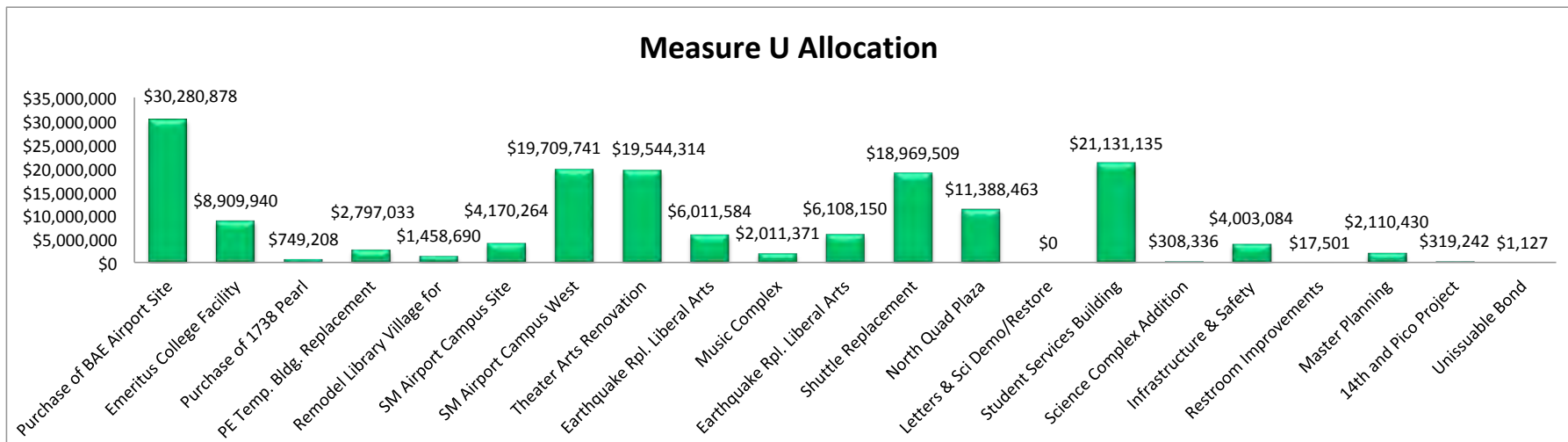
(1) Original Bond \$135,000,000.00, refunding on 2-15-07 received additional \$8,500,000.00

SANTA MONICA COMMUNITY COLLEGE DISTRICT

Measure U Bond Budget

As of June 30, 2018

	Project Name	Completion	Project Budget	Measure U Allocation	Other Funding	Measure U Expenditures as of 6/30/18	Measure U Expenditures as of 3/31/18	Measure U Expenditures Last Period	Total Measure U Remaining
A	Purchase of BAE Airport Site	Completed	\$30,280,878	\$30,280,878	\$0	\$30,280,878	\$30,280,878	\$0	\$0
B	Emeritus College Facility	Completed	\$9,603,782	\$8,909,940	\$693,842	\$8,909,940	\$8,909,940	\$0	\$0
C	Purchase of 1738 Pearl Street	Completed	\$749,208	\$749,208	\$0	\$749,208	\$749,208	\$0	\$0
D	PE Temp. Bldg. Replacement	Completed	\$2,797,033	\$2,797,033	\$0	\$2,797,033	\$2,797,033	\$0	\$0
E	Remodel Library Village for Math	Completed	\$1,458,690	\$1,458,690	\$0	\$1,458,690	\$1,458,690	\$0	\$0
F	SM Airport Campus Site Improvements	Completed	\$4,170,264	\$4,170,264	\$0	\$4,170,264	\$4,170,264	\$0	\$0
G	SM Airport Campus West Building	Completed	\$19,709,741	\$19,709,741	\$0	\$19,709,741	\$19,709,741	\$0	\$0
H	Theater Arts Renovation	Completed	\$19,544,314	\$19,544,314	\$0	\$19,544,314	\$19,544,314	\$0	\$0
I	Earthquake Rpl. Liberal Arts North	Completed	\$12,507,725	\$6,011,584	\$6,496,141	\$6,011,584	\$6,011,584	\$0	\$0
J	Music Complex	Completed	\$4,629,484	\$2,011,371	\$2,618,113	\$2,011,371	\$2,011,371	\$0	\$0
K	Earthquake Rpl. Liberal Arts South	Completed	\$16,733,220	\$6,108,150	\$10,625,070	\$6,108,150	\$6,108,150	\$0	\$0
L	Shuttle Replacement Parking	Completed	\$18,969,509	\$18,969,509	\$0	\$18,969,509	\$18,969,509	\$0	\$0
M	North Quad Plaza	Completed	\$11,388,463	\$11,388,463	\$0	\$11,388,463	\$11,388,463	\$0	\$0
N	Letters & Sci Demo/Restore	Completed	\$0	\$0	\$0	\$0	\$0	\$0	\$0
O	Student Services Building	March 2019	\$130,224,164	\$21,131,135	\$109,093,029	\$21,131,135	\$21,131,135	\$0	\$0
P	Science Complex Addition	Completed	\$124,958,336	\$308,336	\$124,650,000	\$308,336	\$308,336	\$0	\$0
Q	Infrastructure & Safety	Completed	\$4,003,084	\$4,003,084	\$0	\$4,003,084	\$4,003,084	\$0	\$0
R	Restroom Improvements	Completed	\$17,501	\$17,501	\$0	\$17,501	\$17,501	\$0	\$0
S	Master Planning	Completed	\$2,110,430	\$2,110,430	\$0	\$2,110,430	\$2,110,430	\$0	\$0
T	14th and Pico Project	Completed	\$319,242	\$319,242	\$0	\$319,242	\$319,242	\$0	\$0
U	Unissuable Bond	Completed	\$1,127	\$1,127	\$0	\$0	\$0	\$0	\$1,127
Project Totals			\$414,175,068	\$160,000,000	\$254,176,195	\$159,998,873	\$159,998,873	\$0	\$1,127



SANTA MONICA COMMUNITY COLLEGE DISTRICT
Measure U Bond Budget History
as of June 30, 2018

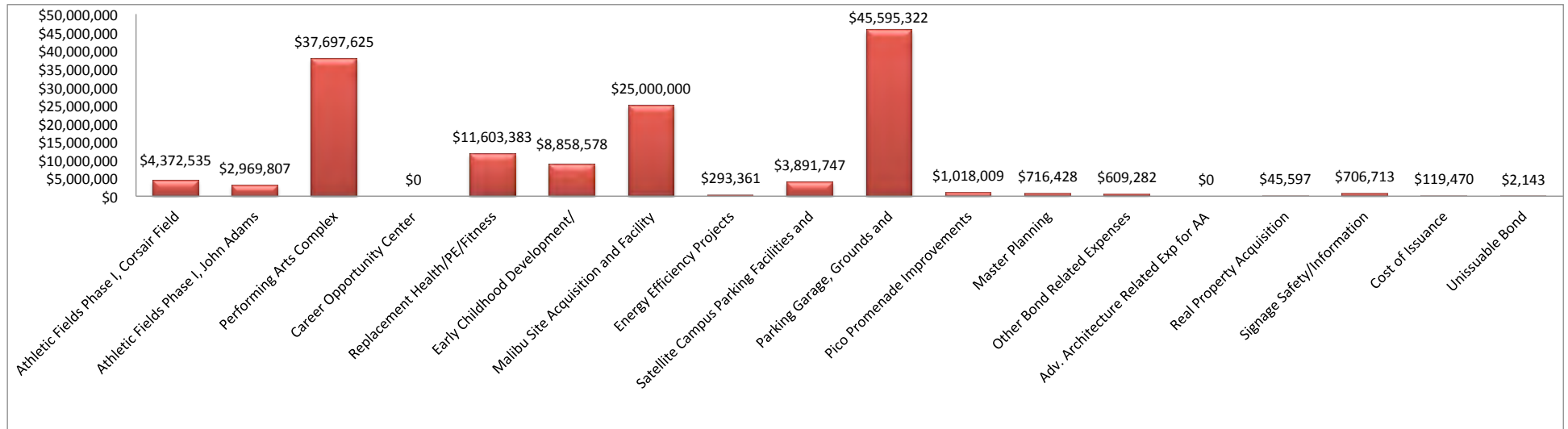
	Project Name	Completion	Preliminary Measure U Budget	Measure U Budget as of 3/31/18	Measure U Budget as of 6/30/18	Variance	Measure U Remaining as of 6/30/18
A	Purchase of BAE Airport Site	Completed	\$30,000,000	\$30,280,878	\$30,280,878	\$0	\$0
B	Emeritus College Facility	Completed	\$8,883,381	\$8,909,940	\$8,909,940	\$0	\$0
C	Purchase of 1738 Pearl Street	Completed	\$749,208	\$749,208	\$749,208	\$0	\$0
D	PE Temp. Bldg. Replacement	Completed	\$2,673,247	\$2,797,033	\$2,797,033	\$0	\$0
E	Remodel Library Village for Math	Completed	\$1,425,565	\$1,458,690	\$1,458,690	\$0	\$0
F	SM Airport Campus Site Improvements	Completed	\$6,200,000	\$4,170,264	\$4,170,264	\$0	\$0
G	SM Airport Campus West Building	Completed	\$20,071,124	\$19,709,741	\$19,709,741	\$0	\$0
H	Theater Arts Renovation	Completed	\$16,992,296	\$19,544,314	\$19,544,314	\$0	\$0
I	Earthquake Rpl. Liberal Arts North	Completed	\$5,352,752	\$6,011,584	\$6,011,584	\$0	\$0
J	Music Complex	Completed	\$4,802,537	\$2,011,371	\$2,011,371	\$0	\$0
K	Earthquake Rpl. Liberal Arts South	Completed	\$2,863,566	\$6,108,150	\$6,108,150	\$0	\$0
L	Shuttle Replacement Parking	Completed	\$17,256,000	\$18,969,509	\$18,969,509	\$0	\$0
M	North Quad Plaza	Completed	\$3,939,759	\$11,388,463	\$11,388,463	\$0	\$0
N	Letters & Sci Demo/Restore	Completed	\$1,192,250	\$0	\$0	\$0	\$0
O	Student Services Building	March 2019	\$23,952,004	\$21,131,135	\$21,131,135	\$0	\$0
P	Science Complex Addition	Completed	\$10,613,910	\$308,336	\$308,336	\$0	\$0
Q	Infrastructure & Safety	Completed	\$5,000,000	\$4,003,084	\$4,003,084	\$0	\$0
R	Restroom Improvements	Completed	\$400,000	\$17,501	\$17,501	\$0	\$0
S	Master Planning	Completed	\$500,000	\$2,110,430	\$2,110,430	\$0	\$0
T	14th and Pico Project	Completed	\$14,662,000	\$319,242	\$319,242	\$0	\$0
U	Unissuable Bond	Completed	\$0	\$1,127	\$1,127	\$0	\$1,127
	Project Totals		\$177,529,599	\$160,000,000	\$160,000,000	\$0	\$1,127

SANTA MONICA COMMUNITY COLLEGE DISTRICT

Measure S Bond Budget

As of June 30, 2018

	Project Name	Completion	Project Budget	Measure S Allocation	Other Funding	Measure S Expenditures as of 6/30/18	Measure S Expenditures as of 3/31/18	Measure S Expenditures Last Period	Total Measure S Remaining
1	Athletic Fields Phase I, Corsair Field	Completed	\$4,440,065	\$4,372,535	\$67,530	\$4,372,535	\$4,372,535	\$0	\$0
1A	Athletic Fields Phase I, John Adams	Completed	\$2,969,807	\$2,969,807	\$0	\$2,969,807	\$2,969,807	\$0	\$0
2	Performing Arts Complex	Completed	\$40,690,201	\$37,697,625	\$2,992,576	\$37,697,625	\$37,697,625	\$0	\$0
3	Career Opportunity Center	Completed	\$0	\$0	\$0	\$0	\$0	\$0	\$0
4	Replacement Health/PE/Fitness Building	Completed	\$58,272,030	\$11,603,383	\$46,668,647	\$11,603,383	\$11,603,383	\$0	\$0
5	Early Childhood Development/Childcare	June 2020	\$30,925,693	\$8,858,578	\$22,067,115	\$2,247,111	\$1,171,232	\$1,075,879	\$6,611,467
6	Malibu Site Acquisition and Facility	December 2021	\$25,000,000	\$25,000,000	\$0	\$10,423,438	\$9,792,887	\$630,551	\$14,576,562
7	Energy Efficiency Projects	Completed	\$510,683	\$293,361	\$217,322	\$293,361	\$293,361	\$0	\$0
8	Satellite Campus Parking Facilities and Roadway Improvements	Deferred	\$7,022,417	\$3,891,747	\$3,130,670	\$3,891,747	\$3,891,747	\$0	\$0
9	Parking Garage, Grounds and Equipment - Student Services	March 2019	\$130,224,164	\$45,595,322	\$84,628,842	\$45,595,322	\$40,171,892	\$5,423,430	\$0
10	Pico Promenade Improvements	Completed	\$1,018,009	\$1,018,009	\$0	\$1,018,009	\$1,018,009	\$0	\$0
11	Master Planning	Completed	\$716,428	\$716,428	\$0	\$716,428	\$716,428	\$0	\$0
12	Other Bond Related Expenses	On-Going	\$609,282	\$609,282	\$0	\$420,373	\$417,066	\$3,307	\$188,909
13	Adv. Architecture Related Exp for AA	Completed	\$0	\$0	\$0	\$0	\$0	\$0	\$0
14	Real Property Acquisition	Completed	\$45,597	\$45,597	\$0	\$45,597	\$45,597	\$0	\$0
15	Signage Safety/Information	Completed	\$706,713	\$706,713	\$0	\$706,713	\$706,713	\$0	\$0
16	Cost of Issuance	Completed	\$119,470	\$119,470	\$0	\$119,470	\$119,470	\$0	\$0
17	Unissuable Bond	Completed	\$2,143	\$2,143	\$0	\$0	\$0	\$0	\$2,143
	Project Totals		\$303,270,559	\$143,500,000	\$159,772,702	\$122,120,919	\$114,987,752	\$7,133,167	\$21,379,081

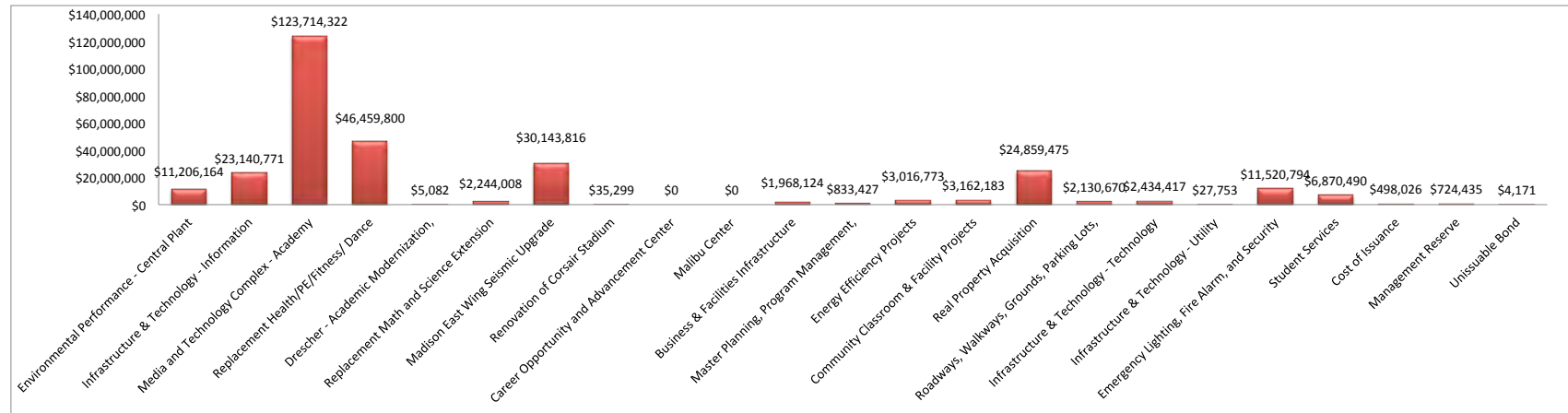


SANTA MONICA COMMUNITY COLLEGE DISTRICT
Measure S Bond Budget History
as of June 30, 2018

	Project Name	Completion	Preliminary Measure S Budget	Measure S Budget as of 3/31/18	Measure S Budget as of 6/30/18	Variance	Measure S Remaining as of 6/30/18
1	Athletic Fields Phase I, Corsair Field	<i>Completed</i>	\$1,800,000	\$4,372,535	\$4,372,535	\$0	\$0
1A	Athletic Fields Phase I, John Adams	<i>Completed</i>	\$35,200,000	\$2,969,807	\$2,969,807	\$0	\$0
2	Performing Arts Complex	<i>Completed</i>	\$24,000,000	\$37,697,625	\$37,697,625	\$0	\$0
3	Career Opportunity Center	<i>Completed</i>	\$20,000,000	\$0	\$0	\$0	\$0
4	Replacement Health/PE/Fitness Building	<i>Completed</i>	\$20,000,000	\$11,603,383	\$11,603,383	\$0	\$0
5	Early Childhood Development/Childcare	June 2020	\$7,000,000	\$8,858,578	\$8,858,578	\$0	\$6,611,467
6	Malibu Site Acquisition and Facility	December 2021	\$25,000,000	\$25,000,000	\$25,000,000	\$0	\$14,576,562
7	Energy Efficiency Projects	<i>Completed</i>	\$2,000,000	\$293,361	\$293,361	\$0	\$0
8	Satellite Campus Parking Facilities and Roadway Improvements	Deferred	\$0	\$3,891,747	\$3,891,747	\$0	\$0
9	Parking Garage, Grounds and Equipment - Student Services	March 2019	\$0	\$45,595,322	\$45,595,322	\$0	\$0
10	Pico Promenade Improvements, Phase I	<i>Completed</i>	\$0	\$1,018,009	\$1,018,009	\$0	\$0
11	Master Planning	<i>Completed</i>	\$0	\$716,428	\$716,428	\$0	\$0
12	Other Bond Related Expenses	On-Going	\$0	\$609,282	\$609,282	\$0	\$188,909
13	Adv. Architecture Related Exp for AA	<i>Completed</i>	\$0	\$0	\$0	\$0	\$0
14	Real Property Acquisition	<i>Completed</i>	\$0	\$45,597	\$45,597	\$0	\$0
15	Signage Safety/Information	<i>Completed</i>	\$0	\$706,713	\$706,713	\$0	\$0
16	Cost of Issuance	<i>Completed</i>	\$0	\$119,470	\$119,470	\$0	\$0
17	Unissuable Bond	<i>Completed</i>	\$0	\$2,143	\$2,143	\$0	\$2,143
	Project Totals		\$135,000,000	\$143,500,000	\$143,500,000	\$0	\$21,379,081

SANTA MONICA COMMUNITY COLLEGE DISTRICT
Measure AA Bond Budget
As of June 30, 2018

	Project Name	Completion	Project Budget	Measure AA Allocation	Other Funding	Measure AA Expenditures as of 6/30/18	Measure AA Expenditures as of 3/31/18	Measure AA Expenditures Last Period	Total Measure AA Remaining
101	Environmental Performance - Central Plant Connections	Completed	\$11,206,164	\$11,206,164	\$0	\$10,751,362	\$10,749,286	\$2,076	\$454,802
102	Infrastructure & Technology - Information Technology Relocation	Completed	\$23,160,569	\$23,140,771	\$19,798	\$23,140,771	\$23,140,771	\$0	\$0
103	Media and Technology Complex - Academy Site	Completed	\$130,549,713	\$123,714,322	\$6,835,391	\$122,714,322	\$105,809,692	\$16,904,630	\$1,000,000
104	Replacement Health/PE/Fitness/ Dance Building with Central Plant	Completed	\$58,272,030	\$46,459,800	\$11,812,230	\$44,443,670	\$42,134,118	\$2,309,552	\$2,016,130
105	Drescher - Academic Modernization, Bookstore, Pico Promenade	Deferred	\$13,005,082	\$5,082	\$13,000,000	\$5,082	\$5,082	\$0	\$0
106	Replacement Math and Science Extension Building	September 2022	\$124,958,336	\$2,244,008	\$122,714,328	\$2,098,878	\$1,903,715	\$195,163	\$145,130
107	Madison East Wing Seismic Upgrade	Completed	\$30,143,816	\$30,143,816	\$0	\$30,141,353	\$29,974,072	\$167,281	\$2,463
108	Renovation of Corsair Stadium	Completed	\$35,299	\$35,299	\$0	\$35,299	\$35,299	\$0	\$0
109	Career Opportunity and Advancement Center (Bundy)	Completed	\$0	\$0	\$0	\$0	\$0	\$0	\$0
110	Malibu Center	December 2021	\$25,000,000	\$0	\$25,000,000	\$0	\$0	\$0	\$0
111	Business & Facilities Infrastructure	Completed	\$1,968,124	\$1,968,124	\$0	\$1,968,124	\$1,968,124	\$0	\$0
112	Master Planning, Program Management, Overhead	On-Going	\$833,427	\$833,427	\$0	\$833,427	\$792,034	\$41,393	\$0
113	Energy Efficiency Projects	Completed	\$3,508,088	\$3,016,773	\$491,315	\$3,016,773	\$3,016,773	\$0	\$0
114	Community Classroom & Facility Projects	Completed	\$3,162,183	\$3,162,183	\$0	\$3,162,183	\$3,162,183	\$0	\$0
115	Real Property Acquisition	Completed	\$24,859,475	\$24,859,475	\$0	\$24,638,386	\$24,716,127	-\$77,741	\$221,089
116	Roadways, Walkways, Grounds, Parking Lots, and Garages	Completed	\$7,022,417	\$2,130,670	\$4,891,747	\$2,130,670	\$2,130,670	\$0	\$0
117	Infrastructure & Technology - Technology	Completed	\$2,434,417	\$2,434,417	\$0	\$2,434,417	\$2,434,417	\$0	\$0
118	Infrastructure & Technology - Utility	Completed	\$27,753	\$27,753	\$0	\$27,753	\$27,753	\$0	\$0
119	Emergency Lighting, Fire Alarm, and Security System	On-Going	\$11,520,794	\$11,520,794	\$0	\$11,294,799	\$11,135,639	\$159,160	\$225,995
120	Student Services	March 2019	\$130,224,164	\$6,870,490	\$123,353,674	\$3,165,626	\$0	\$3,165,626	\$3,704,864
121	Cost of Issuance	Completed	\$498,026	\$498,026	\$0	\$498,026	\$498,026	\$0	\$0
122	Management Reserve	On-Going	\$724,435	\$724,435	\$0	\$0	\$0	\$0	\$724,435
123	Unissuable Bond	Completed	\$4,171	\$4,171	\$0	\$0	\$0	\$0	\$4,171
	Project Totals		\$602,389,877	\$295,000,000	\$308,118,483	\$286,500,921	\$263,633,781	\$22,867,140	\$8,499,079



SANTA MONICA COMMUNITY COLLEGE DISTRICT
Measure AA Bond Budget History
as of June 30, 2018


	Project Name	Completion	Preliminary Measure AA Budget	Measure AA Budget as of 3/31/18	Measure AA Budget as of 6/30/18	Variance	Measure AA Remaining as of 6/30/18
101	Environmental Performance - Central Plant Connections	Completed	\$12,034,042	\$11,206,164	\$11,206,164	\$0	\$454,802
102	Infrastructure & Technology - Information Technology Relocation	Completed	\$13,287,218	\$23,140,771	\$23,140,771	\$0	\$0
103	Media and Technology Complex - Academy Site	Completed	\$57,480,824	\$106,219,665	\$123,714,322	\$17,494,657	\$1,000,000
104	Replacement Health/PE/Fitness/ Dance Building with Central Plant	Completed	\$29,232,317	\$46,459,800	\$46,459,800	\$0	\$2,016,130
105	Drescher - Academic Modernization, Bookstore, Pico Promenade II	Deferred	\$34,026,480	\$5,082	\$5,082	\$0	\$0
106	Replacement Math and Science Extension Building	September 2022	\$68,259,000	\$2,244,008	\$2,244,008	\$0	\$145,130
107	Madison East Wing Seismic Upgrade	Completed	\$6,146,000	\$30,108,816	\$30,143,816	\$35,000	\$2,463
108	Renovation of Corsair Stadium	Completed	\$11,203,000	\$35,299	\$35,299	\$0	\$0
109	Career Opportunity and Advancement Center (Bundy)	Completed	\$32,384,000	\$0	\$0	\$0	\$0
110	Malibu Center	December 2021	\$6,069,031	\$0	\$0	\$0	\$0
111	Business & Facilities Infrastructure	Completed	\$17,506,952	\$1,968,124	\$1,968,124	\$0	\$0
112	Master Planning, Program Management, Overhead	On-Going	\$2,000,000	\$825,000	\$833,427	\$8,427	\$0
113	Energy Efficiency Projects	Completed	\$5,371,136	\$3,016,773	\$3,016,773	\$0	\$0
114	Community Classroom & Facility Projects	Completed	\$0	\$3,162,183	\$3,162,183	\$0	\$0
115	Real Property Acquisition	Completed	\$0	\$24,902,902	\$24,859,475	-\$43,427	\$221,089
116	Roadways, Walkways, Grounds, Parking Lots, and Garages	Completed	\$0	\$2,130,670	\$2,130,670	\$0	\$0
117	Infrastructure & Technology - Technology	Completed	\$0	\$2,434,417	\$2,434,417	\$0	\$0
118	Infrastructure & Technology - Utility	Completed	\$0	\$27,753	\$27,753	\$0	\$0
119	Emergency Lighting, Fire Alarm, and Security System	On-Going	\$0	\$11,520,794	\$11,520,794	\$0	\$225,995
120	Student Services	March 2019	\$0	\$24,365,147	\$6,870,490	-\$17,494,657	\$3,704,864
121	Cost of Issuance	Completed	\$0	\$498,026	\$498,026	\$0	\$0
122	Management Reserve	On-Going	\$0	\$724,435	\$724,435	\$0	\$724,435
123	Unissuable Bond	Completed	\$0	\$4,171	\$4,171	\$0	\$4,171
	Project Totals		\$295,000,000	\$295,000,000	\$295,000,000	\$0	\$8,499,079

SANTA MONICA COMMUNITY COLLEGE DISTRICT

Measure V Bond Budget

As of June 30, 2018

	Project Name	Completion	Project Budget	Measure V Allocation	Other Funding	Measure V Expenditures as of 6/30/18	Measure V Expenditures as of 3/31/18	Measure V Expenditures Last Period	Total Measure V Remaining
101	Replacement Math and Science Extension Building	September 2022	\$124,958,336	\$82,317,992	\$42,640,344	\$2,210,264	\$0	\$2,210,264	\$80,107,728
102	Student Services	March 2019	\$130,224,164	\$33,624,909	\$96,599,255	\$55,202	\$0	\$55,202	\$33,569,707
103	Malibu Center	December 2021	\$50,000,000	\$25,000,000	\$25,000,000	\$0	\$0	\$0	\$25,000,000
104	Early Childhood Development/Childcare	June 2020	\$30,925,693	\$15,405,517	\$15,520,176	\$0	\$0	\$0	\$15,405,517
105	Art Building Replacement	September 2022	\$32,914,000	\$24,000,000	\$8,914,000	\$184	\$0	\$184	\$23,999,816
106	Business Building Renovation	December 2023	\$25,017,000	\$12,547,000	\$12,470,000	\$0	\$0	\$0	\$12,547,000
107	Air Conditioning	December 2019	\$10,777,654	\$10,777,654	\$0	\$422,330	\$0	\$422,330	\$10,355,324
108	ADA	On-Going	\$4,000,000	\$4,000,000	\$0	\$0	\$0	\$0	\$4,000,000
109	Master Planning	December 2019	\$450,000	\$450,000	\$0	\$0	\$0	\$0	\$450,000
110	Drescher Hall Modernization	On-Going	\$13,005,082	\$13,000,000	\$5,082	\$0	\$0	\$0	\$13,000,000
111	Outdoor Classroom	June 2022	\$10,000,000	\$10,000,000	\$0	\$100,000	\$0	\$100,000	\$9,900,000
112	SMMUSD	August 2021	\$20,000,000	\$20,000,000	\$0	\$0	\$0	\$0	\$20,000,000
113	City of Santa Monica	On-Going	\$20,000,000	\$20,000,000	\$0	\$0	\$0	\$0	\$20,000,000
114	Classrooms Relocation	On-Going	\$4,900,000	\$4,900,000	\$0	\$0	\$0	\$0	\$4,900,000
115	TBD	On-Going	\$39,876,928	\$39,876,928	\$0	\$0	\$0	\$0	\$39,876,928
120	Other Bond Related Expenses	On-Going	\$300,000	\$300,000	\$0	\$184	\$0	\$184	\$299,816
121	Cost of Issuance	On-Going	\$800,000	\$800,000	\$0	\$291,277	\$0	\$291,277	\$508,723
122	Management Reserve	On-Going	\$28,000,000	\$28,000,000	\$0	\$0	\$0	\$0	\$28,000,000
123	Unissuable Bond	On-Going	\$0	\$0	\$0	\$0	\$0	\$0	\$0
Project Totals			\$546,148,857	\$345,000,000	\$201,148,857	\$3,079,441	\$0	\$3,079,441	\$341,920,559



SANTA MONICA COMMUNITY COLLEGE DISTRICT
Measure V Bond Budget History
as of June 30, 2018

	Project Name	Completion	Preliminary Measure V Budget	Measure V Budget as of 3/31/18	Measure V Budget as of 6/30/18	Variance	Measure V Remaining as of 6/30/18
101	Replacement Math and Science Extension Building	September 2022	\$82,317,992	\$82,317,992	\$82,317,992	\$0	\$80,107,728
102	Student Services	March 2019	\$21,130,252	\$21,130,252	\$33,624,909	\$12,494,657	\$33,569,707
103	Malibu Center	December 2021	\$25,000,000	\$25,000,000	\$25,000,000	\$0	\$25,000,000
104	Early Childhood Development/Childcare	June 2020	\$15,405,517	\$15,405,517	\$15,405,517	\$0	\$15,405,517
105	Art Building Replacement	September 2022	\$24,000,000	\$24,000,000	\$24,000,000	\$0	\$23,999,816
106	Business Building Renovation	December 2023	\$12,547,000	\$12,547,000	\$12,547,000	\$0	\$12,547,000
107	Air Conditioning	December 2019	\$10,777,654	\$10,777,654	\$10,777,654	\$0	\$10,355,324
108	ADA	On-Going	\$4,000,000	\$4,000,000	\$4,000,000	\$0	\$4,000,000
109	Master Planning	December 2019	\$450,000	\$450,000	\$450,000	\$0	\$450,000
110	Drescher Hall Modernization	On-Going	\$13,000,000	\$13,000,000	\$13,000,000	\$0	\$13,000,000
111	Outdoor Classroom	June 2022	\$10,000,000	\$10,000,000	\$10,000,000	\$0	\$9,900,000
112	SMMUSD	August 2021	\$20,000,000	\$20,000,000	\$20,000,000	\$0	\$20,000,000
113	City of Santa Monica	On-Going	\$20,000,000	\$20,000,000	\$20,000,000	\$0	\$20,000,000
114	Classrooms Relocation	On-Going		\$4,900,000	\$4,900,000	\$0	\$4,900,000
115	TBD	On-Going	\$57,271,585	\$52,371,585	\$39,876,928	-\$12,494,657	\$39,876,928
120	Other Bond Related Expenses	On-Going	\$300,000	\$300,000	\$300,000	\$0	\$299,816
121	Cost of Issuance	On-Going	\$800,000	\$800,000	\$800,000	\$0	\$508,723
122	Management Reserve	On-Going	\$28,000,000	\$28,000,000	\$28,000,000	\$0	\$28,000,000
123	Unissuable Bond	On-Going	\$0	\$0	\$0	\$0	\$0
	Project Totals		\$345,000,000	\$345,000,000	\$345,000,000	\$0	\$341,920,559

SANTA MONICA COMMUNITY COLLEGE DISTRICT

Measure U Project Schedule

As of June 30, 2018

	Project Name	Completion	2014	2015	2016	2017	2018	2019	
A	Purchase of BAE Airport Site	<i>Completed</i>							
B	Emeritus College Facility	<i>Completed</i>							
C	Purchase of 1738 Pearl Street	<i>Completed</i>							
D	PE Temp. Bldg. Replacement	<i>Completed</i>							
E	Remodel Library Village for Math	<i>Completed</i>							
F	SM Airport Campus Site Improvements	<i>Completed</i>							
G	SM Airport Campus West Building	<i>Completed</i>							
H	Theater Arts Renovation	<i>Completed</i>							
I	Earthquake Rpl. Liberal Arts North	<i>Completed</i>							
J	Music Complex	<i>Completed</i>							
K	Earthquake Rpl. Liberal Arts South	<i>Completed</i>							
L	Shuttle Replacement Parking	<i>Completed</i>							
M	North Quad Plaza	<i>Completed</i>							
N	Letters & Sci Demo/Restore	<i>Completed</i>							
O	Student Services Building	March 2019							
P	Science Complex Addition	<i>Completed</i>							
Q	Infrastructure & Safety	<i>Completed</i>							
R	Restroom Improvements	<i>Completed</i>							
S	Master Planning	<i>Completed</i>							
T	14th and Pico Project	<i>Completed</i>							
U	Unissuable Bond	<i>Completed</i>							
	* SM Airport Campus also known as Bundy Site			In Construction					

SANTA MONICA COMMUNITY COLLEGE DISTRICT
MEASURE U EXPENDITURES
 FUND 42.2
 As of June 30, 2018

Projects	Budget	02/03 Final	03/04 Final	04/05 Final	05/06 Final	06/07 Final	07/08 Final	08/09 Final	09/10 Final	10/11 Final	11/12 Final	12/13 Final	13/14 Final	14/15 Final	15/16 Final	16/17 Final	17/18 Final	Combined Totals
U7100010																		
Purchase of BAE Airport Site (A)																		
Site Acquisition		\$0	\$0	\$0	\$30,280,878	\$0	\$0	\$0	\$0	\$0	\$0	\$0	\$0	\$0	\$0	\$0	\$0	\$30,280,878
Total		\$0	\$0	\$0	\$30,280,878	\$0	\$0	\$0	\$0	\$0	\$0	\$0	\$0	\$0	\$0	\$0	\$0	\$30,280,878
Project Budget	\$30,280,878																	
Less Other Funding	\$0																	
Net	\$30,280,878																	
Actual Measure U Expenditures	\$30,280,878																	
Running Balance	\$0																	
U7100028																		
Emeritus College Facility (B)																		
Site Acquisition		\$8,658,675	\$0	\$0	\$0	\$0	\$0	\$0	\$0	\$0	\$0	\$0	\$0	\$0	\$0	\$0	\$0	\$8,658,675
Legal		\$14,649	\$3,009	\$20,421	\$0	\$0	\$0	\$0	\$0	\$0	\$0	\$0	\$0	\$0	\$0	\$0	\$0	\$38,078
Architect		\$93,735	\$27,831	\$161	\$0	\$0	\$0	\$0	\$0	\$0	\$0	\$0	\$0	\$0	\$0	\$0	\$0	\$121,727
Engineering		\$18,400	\$0	\$0	\$0	\$0	\$0	\$0	\$0	\$0	\$0	\$0	\$0	\$0	\$0	\$0	\$0	\$18,400
Supply		\$0	\$4,461	\$0	\$0	\$0	\$0	\$0	\$0	\$0	\$0	\$0	\$0	\$0	\$0	\$0	\$0	\$4,461
Building & Additions		\$0	\$17,496	\$0	\$4,000	\$0	\$0	\$0	\$0	\$0	\$0	\$0	\$0	\$0	\$0	\$0	\$0	\$21,496
Cap Equipment		\$0	\$49,406	\$0	\$0	\$0	\$0	\$0	\$0	\$0	\$0	\$0	\$0	\$0	\$0	\$0	\$0	\$49,406
Non-Cap Equipment		\$0	-\$2,197	\$0	-\$108	\$0	\$0	\$0	\$0	\$0	\$0	\$0	\$0	\$0	\$0	\$0	\$0	-\$2,305
Total		\$8,785,459	\$100,007	\$20,582	\$3,892	\$0	\$0	\$0	\$0	\$0	\$0	\$0	\$0	\$0	\$0	\$0	\$0	\$8,909,940
Project Budget	\$9,603,782	Received																
Less Other Funding*	\$693,842	\$693,842																
Net	\$8,909,940																	
Actual Measure U Expenditures	\$8,909,940																	
Running Balance	\$0																	
* Other Funding Source: Emeritus College Foundation \$693,842 received																		
U7100006																		
1738 Pearl Street (C)																		
Site Acquisition		\$0	\$704,534	\$0	\$0	\$0	\$0	\$0	\$0	\$0	\$0	\$0	\$0	\$0	\$0	\$0	\$0	\$704,534
Site Improvement		\$0	\$3,250	\$0	\$0	\$0	\$0	\$0	\$0	\$0	\$0	\$0	\$0	\$0	\$0	\$0	\$0	\$3,250
Building & Additions		\$0	\$41,424	\$0	\$0	\$0	\$0	\$0	\$0	\$0	\$0	\$0	\$0	\$0	\$0	\$0	\$0	\$41,424
Total		\$0	\$749,208	\$0	\$0	\$0	\$0	\$0	\$0	\$0	\$0	\$0	\$0	\$0	\$0	\$0	\$0	\$749,208
Project Budget	\$749,208																	
Less Other Funding	\$0																	
Net	\$749,208																	
Actual Measure U Expenditures	\$749,208																	
Running Balance	\$0																	

SANTA MONICA COMMUNITY COLLEGE DISTRICT
MEASURE U EXPENDITURES
 FUND 42.2
 As of June 30, 2018

Projects	Budget	02/03 Final	03/04 Final	04/05 Final	05/06 Final	06/07 Final	07/08 Final	08/09 Final	09/10 Final	10/11 Final	11/12 Final	12/13 Final	13/14 Final	14/15 Final	15/16 Final	16/17 Final	17/18 Final	Combined Totals	
U7100026																			
PE Temporary Building Replacement (D)																			
Architect		\$148,055	\$42,372	\$6,220	\$485	\$0	\$0	\$0	\$0	\$0	\$0	\$0	\$0	\$0	\$0	\$0	\$0	\$0	\$197,133
Building & Additions		\$43,866	\$1,922,493	\$415,932	\$0	\$0	\$0	\$0	\$0	\$0	\$0	\$0	\$0	\$0	\$0	\$0	\$0	\$0	\$2,382,291
Inspection & Testing		\$6,455	\$136,510	\$716	\$0	\$0	\$0	\$0	\$0	\$0	\$0	\$0	\$0	\$0	\$0	\$0	\$0	\$0	\$143,681
Project Management		\$4,800	\$56,247	\$5,225	\$0	\$0	\$0	\$0	\$0	\$0	\$0	\$0	\$0	\$0	\$0	\$0	\$0	\$0	\$66,272
Advertising and Moving Expenses		\$763	\$0	\$6,893	\$0	\$0	\$0	\$0	\$0	\$0	\$0	\$0	\$0	\$0	\$0	\$0	\$0	\$0	\$7,656
Total		\$203,939	\$2,157,622	\$434,987	\$485	\$0	\$0	\$0	\$0	\$0	\$0	\$0	\$0	\$0	\$0	\$0	\$0	\$0	\$2,797,033
Project Budget	\$2,797,033																		
Less Other Funding	\$0																		
Net	\$2,797,033																		
Actual Measure U Expenditures	\$2,797,033																		
Running Balance	\$0																		
U7100310																			
Remodel Library Village for Math (E)																			
Moving Exp.		\$0	\$38,625	\$0	\$0	\$0	\$0	\$0	\$0	\$0	\$0	\$0	\$0	\$0	\$0	\$0	\$0	\$0	\$38,625
Building & Additions		\$0	\$1,036,490	\$115,653	\$0	\$0	\$0	\$0	\$0	\$0	\$0	\$0	\$0	\$0	\$0	\$0	\$0	\$0	\$1,152,143
Architect		\$104,992	\$27,141	\$1,340	\$486	\$0	\$0	\$0	\$0	\$0	\$0	\$0	\$0	\$0	\$0	\$0	\$0	\$0	\$133,959
Engineering		\$0	\$2,658	\$0	\$0	\$0	\$0	\$0	\$0	\$0	\$0	\$0	\$0	\$0	\$0	\$0	\$0	\$0	\$2,658
Inspection & Testing		\$0	\$27,083	\$25,175	\$0	\$0	\$0	\$0	\$0	\$0	\$0	\$0	\$0	\$0	\$0	\$0	\$0	\$0	\$52,258
Project Management		\$0	\$51,679	\$4,400	\$0	\$0	\$0	\$0	\$0	\$0	\$0	\$0	\$0	\$0	\$0	\$0	\$0	\$0	\$56,079
Advertising and Moving Expenses		\$207	\$10,137	\$12,623	\$0	\$0	\$0	\$0	\$0	\$0	\$0	\$0	\$0	\$0	\$0	\$0	\$0	\$0	\$22,967
Total		\$105,199	\$1,193,813	\$159,191	\$486	\$0	\$0	\$0	\$0	\$0	\$0	\$0	\$0	\$0	\$0	\$0	\$0	\$0	\$1,458,690
Project Budget	\$1,458,690																		
Less Other Funding	\$0																		
Net	\$1,458,690																		
Actual Measure U Expenditures	\$1,458,690																		
Running Balance	\$0																		

SANTA MONICA COMMUNITY COLLEGE DISTRICT
MEASURE U EXPENDITURES
 FUND 42.2
 As of June 30, 2018

Projects	Budget	02/03 Final	03/04 Final	04/05 Final	05/06 Final	06/07 Final	07/08 Final	08/09 Final	09/10 Final	10/11 Final	11/12 Final	12/13 Final	13/14 Final	14/15 Final	15/16 Final	16/17 Final	17/18 Final	Combined Totals
U7100027																		
SM Airport Campus Site Improvements (F)																		
Supplies	\$0	\$26,234	\$975	\$5,873	\$0	\$0	\$0	\$0	\$0	\$0	\$0	\$0	\$0	\$0	\$0	\$0	\$0	\$33,082
Misc Fees	\$0	\$25	\$0	\$0	\$34,274	\$0	\$0	\$0	\$0	\$0	\$0	\$0	\$0	\$0	\$0	\$0	\$0	\$34,299
Other Contract Services	\$3,860	\$11,508	\$8,434	\$1,501	\$0	\$0	\$0	\$0	\$0	\$0	\$0	\$0	\$0	\$0	\$0	\$0	\$0	\$25,302
Site Improvement	\$0	\$0	\$15,182	\$5,790	\$7,237	\$0	\$0	\$0	\$0	\$0	\$0	\$0	\$0	\$0	\$0	\$0	\$0	\$28,209
Building & Additions	\$0	\$1,495,697	\$1,670,788	\$4,824	\$0	\$0	\$0	\$0	\$0	\$0	\$0	\$0	\$0	\$0	\$0	\$0	\$0	\$3,171,309
Architect	\$104,934	\$500	\$0	\$43,570	\$0	\$0	\$0	\$0	\$0	\$0	\$0	\$0	\$0	\$0	\$0	\$0	\$0	\$149,004
Engineering	\$35,000	\$148,304	\$950	\$10,040	\$0	\$0	\$0	\$0	\$0	\$0	\$0	\$0	\$0	\$0	\$0	\$0	\$0	\$194,294
Inspection & Testing	\$5,032	\$118,662	\$191,271	\$0	\$0	\$0	\$0	\$0	\$0	\$0	\$0	\$0	\$0	\$0	\$0	\$0	\$0	\$314,965
Project Management	\$750	\$155,798	\$38,425	\$1,365	\$220	\$0	\$0	\$0	\$0	\$0	\$0	\$0	\$0	\$0	\$0	\$0	\$0	\$196,558
City Fees, Advertising and Security System	\$16,587	\$1,802	\$327	\$150	\$4,375	\$0	\$0	\$0	\$0	\$0	\$0	\$0	\$0	\$0	\$0	\$0	\$0	\$23,241
Total	\$166,163	\$1,958,530	\$1,926,352	\$73,113	\$46,106	\$0	\$0	\$0	\$0	\$0	\$0	\$0	\$0	\$0	\$0	\$0	\$0	\$4,170,264
Project Budget	\$4,170,264																	
Less Other Funding	\$0																	
Net	\$4,170,264																	
Actual Measure U Expenditures	\$4,170,264																	
Running Balance	\$0																	
U7110027																		
SM Airport Campus West Building (G)																		
Supply	\$0	\$0	\$17,650	\$28,017	\$0	\$0	\$0	\$0	\$0	\$0	\$0	\$0	\$0	\$0	\$0	\$0	\$0	\$45,667
Other Contract Services	\$0	\$0	\$0	\$3,576	\$0	\$0	\$0	\$0	\$0	\$0	\$0	\$0	\$0	\$0	\$0	\$0	\$0	\$3,576
Moving Expenses	\$0	\$0	\$180	\$15,824	\$0	\$0	\$0	\$0	\$0	\$0	\$0	\$0	\$0	\$0	\$0	\$0	\$0	\$16,004
Building & Additions	\$0	\$0	\$15,037,532	\$1,256,065	\$46,946	\$0	\$0	\$0	\$0	\$0	\$0	\$0	\$0	\$0	\$0	\$0	\$0	\$16,340,543
Architect	\$0	\$971,954	\$1,043,950	\$49,779	\$1,147	\$0	\$0	\$0	\$0	\$0	\$0	\$0	\$0	\$0	\$0	\$0	\$0	\$2,066,830
Engineering	\$0	\$2,920	\$9,800	\$5,010	\$963	\$0	\$0	\$0	\$0	\$0	\$0	\$0	\$0	\$0	\$0	\$0	\$0	\$18,693
Inspection & Testing	\$0	\$21,173	\$126,510	\$9,856	\$0	\$0	\$0	\$0	\$0	\$0	\$0	\$0	\$0	\$0	\$0	\$0	\$0	\$157,539
Project Management	\$0	\$14,450	\$313,715	\$13,956	\$0	\$0	\$0	\$0	\$0	\$0	\$0	\$0	\$0	\$0	\$0	\$0	\$0	\$342,121
Cap Equipment	\$0	\$49,795	\$326,382	\$4,792	\$0	\$0	\$0	\$0	\$0	\$0	\$0	\$0	\$0	\$0	\$0	\$0	\$0	\$380,969
Non-Cap Equipment	\$0	\$0	\$280,558	\$57,240	\$0	\$0	\$0	\$0	\$0	\$0	\$0	\$0	\$0	\$0	\$0	\$0	\$0	\$337,798
Total	\$0	\$1,060,292	\$1,156,277	\$1,444,115	\$49,056	\$0	\$0	\$0	\$0	\$0	\$0	\$0	\$0	\$0	\$0	\$0	\$0	\$19,709,741
Project Budget	\$19,709,741																	
Less Other Funding	\$0																	
Net	\$19,709,741																	
Actual Measure U Expenditures	\$19,709,741																	
Running Balance	\$0																	

SANTA MONICA COMMUNITY COLLEGE DISTRICT
MEASURE U EXPENDITURES
 FUND 42.2
 As of June 30, 2018

Projects	Budget	02/03 Final	03/04 Final	04/05 Final	05/06 Final	06/07 Final	07/08 Final	08/09 Final	09/10 Final	10/11 Final	11/12 Final	12/13 Final	13/14 Final	14/15 Final	15/16 Final	16/17 Final	17/18 Final	Combined Totals
U7100025																		
Theatre Arts Renovation (H)																		
Supplies		\$0	\$8,904	-\$14	\$12,858	\$16,619	\$0	\$0	\$0	\$0	\$0	\$0	\$0	\$0	\$0	\$0	\$0	\$38,367
Legal		\$0	\$0	\$0	\$0	\$0	\$0	\$0	\$0	\$0	\$0	\$0	\$0	\$0	\$0	\$0	\$0	\$0
Moving Services		\$0	\$0	\$0	\$0	\$14,061	\$0	\$0	\$0	\$0	\$0	\$0	\$0	\$0	\$0	\$0	\$0	\$14,061
Other Contract Services		\$0	\$0	\$0	\$0	\$0	\$0	\$5,245	\$0	\$0	\$0	\$0	\$0	\$0	\$0	\$0	\$0	\$5,245
Rental / Lease		\$0	\$1,446	\$2,200	\$0	\$0	\$0	\$0	\$0	\$0	\$0	\$0	\$0	\$0	\$0	\$0	\$0	\$3,646
Building / Additions		\$528	\$1,326,630	\$4,540,487	\$10,897,603	\$56,122	\$25,220	\$0	\$0	\$0	\$0	\$0	\$0	\$0	\$0	\$0	\$0	\$16,846,590
Architect		\$289,913	\$369,213	\$423,416	\$82,639	\$0	\$0	\$0	\$0	\$0	\$0	\$0	\$47,365	\$0	\$0	\$0	\$0	\$1,212,545
Engineering		\$6,174	\$2,981	\$16,606	\$2,375	\$1,250	\$0	\$0	\$0	\$0	\$0	\$0	\$0	\$0	\$0	\$0	\$0	\$29,386
Inspection & Testing		\$150	\$14,785	\$353,890	\$297,675	\$1,116	\$0	\$0	\$0	\$0	\$0	\$0	\$0	\$0	\$0	\$0	\$0	\$667,616
Project Management		\$150	\$45,698	\$184,219	\$193,898	\$14,818	\$230	\$0	\$0	\$0	\$0	\$0	\$0	\$0	\$0	\$0	\$0	\$439,013
Cleaning, Storage and Installation		\$0	\$812	\$0	\$2,548	\$2,267	\$0	\$0	\$0	\$0	\$0	\$0	\$0	\$0	\$0	\$0	\$0	\$5,627
Cap Equipment		\$0	\$31,638	\$0	\$6,458	\$59,689	\$0	\$0	\$0	\$0	\$0	\$0	\$0	\$0	\$0	\$0	\$0	\$97,785
Non-Cap Equipment		\$0	\$2,388	\$0	\$36,749	\$145,294	\$0	\$0	\$0	\$0	\$0	\$0	\$0	\$0	\$0	\$0	\$0	\$184,432
Total		\$296,915	\$1,804,496	\$5,520,804	\$11,532,803	\$311,236	\$25,450	\$5,245	\$0	\$0	\$0	\$0	\$47,365	\$0	\$0	\$0	\$0	\$19,544,314
Project Budget	\$19,544,314																	
Less Other Funding	\$0																	
Net	\$19,544,314																	
Actual Measure U Expenditures	\$19,544,314																	
Running Balance	\$0																	
U7100110																		
Earthquake Rpl. Liberal Arts North (I)																		
Supplies		\$0	\$0	\$0	\$0	\$1,408	\$0	\$75	\$0	\$0	\$0	\$0	\$0	\$0	\$0	\$0	\$0	\$1,483
Legal		\$0	\$0	\$0	\$0	\$887	\$0	\$0	\$0	\$0	\$0	\$0	\$0	\$0	\$0	\$0	\$0	\$887
Other Contract Services		\$0	\$0	\$0	\$0	\$75	\$0	\$0	\$0	\$0	\$0	\$0	\$0	\$0	\$0	\$0	\$0	\$75
Building & Additions		\$265	\$0	\$1,043,660	\$5,916,281	-\$973,001	\$321,345	\$14,898	\$0	-\$834,764	\$0	-\$1,127,809	\$0	\$0	\$0	-\$493,816	\$0	\$3,867,060
Architect		\$0	\$611,732	\$102,824	\$209,490	\$216,563	\$21,215	\$3,465	\$0	\$0	\$0	\$0	\$0	\$0	\$0	\$0	\$0	\$1,165,289
Engineering		\$3,248	\$4,295	\$0	\$250	\$0	\$250	\$0	\$0	\$0	\$0	\$0	\$0	\$0	\$0	\$0	\$0	\$8,043
Inspection & Testing		\$0	\$0	\$28,312	\$326,203	\$77,942	\$0	\$0	\$0	\$0	\$0	\$0	\$0	\$0	\$0	\$0	\$0	\$432,458
Project Management		\$0	\$26,072	\$33,549	\$128,937	\$124,222	\$255	\$1,155	\$286	\$0	\$0	\$0	\$0	\$0	\$0	\$0	\$0	\$314,475
Advertising and Fees		\$0	-\$4	\$7,334	\$0	\$0	\$0	\$0	\$0	\$0	\$0	\$0	\$0	\$0	\$0	\$0	\$0	\$7,330
Cap-Equipment		\$0	\$0	\$0	\$0	\$25,356	\$12,579	\$0	\$0	\$0	\$0	\$0	\$0	\$0	\$0	\$0	\$0	\$37,935
Non-Cap Equipment		\$0	\$0	\$0	\$2,033	\$170,425	\$4,093	\$0	\$0	\$0	\$0	\$0	\$0	\$0	\$0	\$0	\$0	\$176,550
Total		\$3,513	\$642,095	\$1,215,679	\$6,583,194	-\$356,123	\$359,737	\$19,592	\$286	-\$834,764	\$0	-\$1,127,809	\$0	\$0	\$0	-\$493,816	\$0	\$6,011,584
Project Budget	\$12,507,725	Received																
Less Other Funding*	\$6,496,141																	
Net	\$6,011,584																	
Actual Measure U Expenditures	\$6,011,584																	
Running Balance	\$0																	

* Other Funding Source:
 City of Santa Monica \$4,039,753 received
 FEMA \$2,456,388 committed, \$2,456,388 received

SANTA MONICA COMMUNITY COLLEGE DISTRICT
MEASURE U EXPENDITURES
 FUND 42.2
 As of June 30, 2018

Projects	Budget	02/03 Final	03/04 Final	04/05 Final	05/06 Final	06/07 Final	07/08 Final	08/09 Final	09/10 Final	10/11 Final	11/12 Final	12/13 Final	13/14 Final	14/15 Final	15/16 Final	16/17 Final	17/18 Final	Combined Totals	
U7100013, U7100047																			
Music Complex (J)																			
Advertising		\$0	\$0	\$436	\$0	\$0	\$0	\$0	\$0	\$0	\$0	\$0	\$0	\$0	\$0	\$0	\$0	\$0	\$436
Supplies		\$0	\$0	\$0	\$0	\$194	\$19,094	\$0	\$0	\$0	\$0	\$0	\$0	\$0	\$0	\$0	\$0	\$0	\$19,288
Consultants		\$0	\$0	\$0	\$0	\$0	\$36,000	\$0	\$0	\$0	\$0	\$0	\$0	\$0	\$0	\$0	\$0	\$0	\$36,000
Other Contract Services		\$0	\$0	\$0	\$0	\$0	\$180	\$0	\$0	\$0	\$0	\$0	\$0	\$0	\$0	\$0	\$0	\$0	\$180
Moving Services		\$0	\$0	\$0	\$0	\$0	\$6,330	\$0	\$0	\$0	\$0	\$0	\$0	\$0	\$0	\$0	\$0	\$0	\$6,330
Building & Additions		\$0	\$0	\$356,464	\$1,293,726	-\$737,213	\$273,531	\$0	\$0	\$0	\$0	\$0	\$0	\$0	\$0	\$0	\$0	\$0	\$1,186,509
Architect		\$0	\$187,922	\$22,500	\$37,227	\$38,448	\$4,052	\$14,356	\$0	\$681	\$225	\$3,992	\$2,038	\$0	\$0	\$0	\$0	\$0	\$311,441
Engineering		\$0	\$0	\$0	\$0	\$0	\$0	\$21,370	\$0	\$0	\$0	\$0	\$0	\$0	\$0	\$0	\$0	\$0	\$21,370
Inspection & Testing		\$0	\$0	\$29,740	\$19,265	\$26,238	\$35,880	\$0	\$0	\$0	\$0	\$0	\$0	\$0	\$0	\$0	\$0	\$0	\$111,122
Project Management		\$0	\$170	\$36,739	\$36,351	\$56,914	\$16,200	\$1,288	\$0	\$0	\$0	\$0	\$0	\$0	\$0	\$0	\$0	\$0	\$147,662
Cap Equipment		\$0	\$0	\$0	\$0	\$0	\$62,600	\$0	\$0	\$0	\$0	\$0	\$0	\$0	\$0	\$0	\$0	\$0	\$62,600
Non-Cap Equipment		\$0	\$0	\$0	\$0	\$29,852	\$78,582	\$0	\$0	\$0	\$0	\$0	\$0	\$0	\$0	\$0	\$0	\$0	\$108,434
Total		\$0	\$188,092	\$445,879	\$1,386,568	-\$585,566	\$532,447	\$37,014	\$0	\$681	\$225	\$3,992	\$2,038	\$0	\$0	\$0	\$0	\$0	\$2,011,371
Project Budget	\$4,629,484	Received																	
Less Other Funding*	\$2,618,113	\$2,618,113																	
Net	\$2,011,371																		
Actual Measure U Expenditures	\$2,011,371																		
Running Balance	\$0																		

* Other Funding Source:
 Prop T Refinance \$2,618,113 received

U7100111																			
Earthquake Rpl. Liberal Arts South (K)																			
Supply		\$0	\$0	\$855	\$2,497	\$379	\$23,811	\$75	\$0	\$0	\$0	\$0	\$0	\$0	\$0	\$0	\$0	\$0	\$27,618
Legal		\$0	\$0	\$0	\$0	\$0	\$2,203	\$50	\$0	\$0	\$0	\$0	\$0	\$0	\$0	\$0	\$0	\$0	\$2,253
Moving Services		\$0	\$0	\$0	\$0	\$0	\$4,063	\$0	\$0	\$0	\$0	\$0	\$0	\$0	\$0	\$0	\$0	\$0	\$4,063
Consultants		\$0	\$0	\$0	\$17,265	\$41,435	\$0	\$0	\$0	\$0	\$0	\$0	\$0	\$0	\$0	\$0	\$0	\$0	\$58,700
Other Contract Services		\$0	\$0	\$6,154	\$202	\$0	\$0	\$0	\$0	\$0	\$0	\$0	\$0	\$0	\$0	\$0	\$0	\$0	\$6,356
Building & Additions		\$0	\$0	\$26,302	\$3,091,306	\$5,706,802	-\$4,642,459	\$0	\$91,516	\$0	\$0	\$0	\$0	\$0	\$0	\$0	\$0	\$0	\$4,273,467
Architect		\$0	\$0	\$836,555	-\$503,297	\$163,506	\$183,877	\$39,984	\$2,549	\$0	\$0	\$0	\$0	\$0	\$0	\$0	\$0	\$0	\$723,174
Engineering		\$0	\$0	\$3,125	\$150	\$5,344	\$500	\$0	\$0	\$0	\$0	\$0	\$0	\$0	\$0	\$0	\$0	\$0	\$9,119
Inspection & Testing		\$0	\$0	\$0	\$179,798	\$296,015	\$68,273	\$0	\$0	\$0	\$0	\$0	\$0	\$0	\$0	\$0	\$0	\$0	\$544,086
Project Management		\$0	\$0	\$0	\$43,989	\$262,598	\$52,690	\$1,722	\$1,278	\$0	\$0	\$0	\$0	\$0	\$0	\$0	\$0	\$0	\$362,276
Cap-Equipment		\$0	\$0	\$0	\$0	\$0	\$0	\$0	\$0	\$0	\$0	\$0	\$0	\$0	\$0	\$0	\$0	\$0	\$0
Non-Cap Equipment		\$0	\$0	\$0	\$0	\$58,726	\$45,388	-\$7,074	\$0	\$0	\$0	\$0	\$0	\$0	\$0	\$0	\$0	\$0	\$97,040
Total		\$0	\$0	\$872,991	\$2,831,909	\$6,534,806	-\$4,261,655	\$34,757	\$95,342	\$0	\$0	\$0	\$0	\$0	\$0	\$0	\$0	\$0	\$6,108,150
Project Budget	\$16,733,220	Received																	
Less Other Funding*	\$10,625,070	\$10,625,070																	
Net	\$6,108,150																		
Actual Measure U Expenditures	\$6,108,150																		
Running Balance	\$0																		

* Other Funding Source:
 City of Santa Monica \$6,167,070 received
 State of California \$4,458,000 received

SANTA MONICA COMMUNITY COLLEGE DISTRICT
MEASURE U EXPENDITURES
 FUND 42.2
 As of June 30, 2018

Projects	Budget	02/03 Final	03/04 Final	04/05 Final	05/06 Final	06/07 Final	07/08 Final	08/09 Final	09/10 Final	10/11 Final	11/12 Final	12/13 Final	13/14 Final	14/15 Final	15/16 Final	16/17 Final	17/18 Final	Combined Totals	
U7100221																			
Shuttle Replacement Parking (L)																			
Supplies		\$0	\$0	\$0	\$0	\$0	\$1,347	\$0	\$0	\$0	\$0	\$0	\$0	\$0	\$0	\$0	\$0	\$0	\$1,347
Legal		\$0	\$0	\$0	\$8,462	\$35,103	\$0	\$0	\$0	\$0	\$0	\$0	\$0	\$0	\$0	\$0	\$0	\$0	\$43,565
Site Acquisition		\$0	\$0	\$0	\$0	\$16,903,087	\$0	\$0	\$0	\$0	\$0	\$0	\$0	\$0	\$0	\$0	\$0	\$0	\$16,903,087
Site Improvement		\$0	\$0	\$0	\$0	\$3,027	\$0	\$0	\$0	\$0	\$0	\$0	\$0	\$0	\$0	\$0	\$0	\$0	\$3,027
Building & Additions		\$0	\$0	\$0	\$0	\$484,000	\$1,252,224	\$2,353	\$0	\$0	\$0	\$0	\$0	\$0	\$0	\$0	\$0	\$0	\$1,738,577
Architect		\$0	\$0	\$0	\$0	\$51,569	\$7,208	\$0	\$0	\$0	\$0	\$0	\$0	\$0	\$0	\$0	\$0	\$0	\$58,777
Inspection & Testing		\$0	\$0	\$0	\$0	\$139,822	\$41,250	\$0	\$0	\$0	\$0	\$0	\$0	\$0	\$0	\$0	\$0	\$0	\$181,072
Project Management		\$0	\$0	\$0	\$0	\$7,631	\$32,425	\$0	\$0	\$0	\$0	\$0	\$0	\$0	\$0	\$0	\$0	\$0	\$40,056
Total		\$0	\$0	\$0	\$8,462	\$17,624,240	\$1,334,455	\$2,353	\$0	\$0	\$0	\$0	\$0	\$0	\$0	\$0	\$0	\$0	\$18,969,509
Project Budget	\$18,969,509																		
Less Other Funding	\$0																		
Net	\$18,969,509																		
Actual Measure U Expenditures	\$18,969,509																		
Running Balance	\$0																		
U7100321																			
North Quad Plaza (M)																			
Legal		\$0	\$0	\$0	\$0	\$0	\$3,825	\$5,604	\$0	\$0	\$0	\$0	\$0	\$0	\$0	\$0	\$0	\$0	\$9,429
Building & Additions		\$0	\$0	\$0	\$0	-\$443	\$6,130,081	\$3,634,487	\$0	\$0	\$0	\$0	\$0	\$0	\$0	\$0	\$0	\$0	\$9,764,125
Architect		\$0	\$231,055	\$8,444	\$140,048	\$435,618	\$171,225	\$68,633	\$2,901	\$10,483	\$0	\$0	\$0	\$0	\$0	\$0	\$0	\$0	\$1,068,407
Engineering		\$0	\$0	\$0	\$0	\$0	\$0	\$0	\$0	\$0	\$0	\$0	\$0	\$0	\$0	\$0	\$0	\$0	\$0
Inspection & Testing		\$0	\$0	\$0	\$0	\$0	\$186,220	\$107,477	\$328	\$0	\$0	\$0	\$0	\$0	\$0	\$0	\$0	\$0	\$294,025
Project Management		\$0	\$0	\$760	\$210	\$2,200	\$135,601	\$55,782	\$606	\$0	\$0	\$0	\$0	\$0	\$0	\$0	\$0	\$0	\$195,158
Printing		\$0	\$1,900	\$0	\$0	\$0	\$0	\$0	\$0	\$0	\$0	\$0	\$0	\$0	\$0	\$0	\$0	\$0	\$1,900
Cap Equipment		\$0	\$0	\$0	\$0	\$0	\$0	\$55,420	\$0	\$0	\$0	\$0	\$0	\$0	\$0	\$0	\$0	\$0	\$55,420
Total		\$0	\$232,955	\$9,204	\$140,258	\$437,375	\$6,626,952	\$3,927,402	\$3,834	\$10,483	\$0	\$0	\$0	\$0	\$0	\$0	\$0	\$0	\$11,388,463
Project Budget	\$11,388,463																		
Less Other Funding	\$0																		
Net	\$11,388,463																		
Actual Measure U Expenditures	\$11,388,463																		
Running Balance	\$0																		

SANTA MONICA COMMUNITY COLLEGE DISTRICT
MEASURE U EXPENDITURES
 FUND 42.2
 As of June 30, 2018

Projects	Budget	02/03 Final	03/04 Final	04/05 Final	05/06 Final	06/07 Final	07/08 Final	08/09 Final	09/10 Final	10/11 Final	11/12 Final	12/13 Final	13/14 Final	14/15 Final	15/16 Final	16/17 Final	17/18 Final	Combined Totals	
U7100500, U7126450, U7100334, U7100142																			
Student Services Building (O)																			
Supplies		\$2,014	\$0	\$0	\$0	\$0	\$0	\$718	\$0	\$0	\$0	\$0	\$0	\$0	\$0	\$0	\$0	\$0	\$2,732
PC Upgrades		\$0	\$765	\$0	\$0	\$0	\$0	\$0	\$0	\$0	\$0	\$0	\$0	\$0	\$0	\$0	\$0	\$0	\$765
Consultants		\$0	\$0	\$0	\$0	\$9,334	\$55,693	\$0	\$0	\$0	\$0	\$0	\$0	\$0	\$0	\$0	\$0	\$0	\$65,027
Legal		\$0	\$0	\$0	\$0	\$38	\$2,775	\$31,776	\$0	\$0	\$0	\$0	\$0	\$0	\$0	\$0	\$0	\$0	\$34,588
Other Contract Services		\$210	\$0	\$0	\$0	\$0	\$17,561	\$17,495	\$18,817	-\$70	\$0	\$0	\$0	\$0	\$0	\$0	\$0	\$0	\$54,014
Moving		\$7,571	\$0	\$0	\$0	\$0	\$0	\$616	\$0	\$0	\$0	\$0	\$0	\$0	\$0	\$0	\$0	\$0	\$8,187
Building & Additions		\$359,141	\$2,441	\$0	\$0	\$0	\$0	\$0	\$0	\$0	\$0	\$0	\$776	\$560	\$1,717,465	\$9,584,253	\$2,330,248	\$0	\$13,994,884
Architect		\$31,782	\$0	\$235,230	\$0	\$43,992	\$0	\$690,099	\$208,621	\$38,643	\$48,442	\$388,611	\$973,427	\$2,502,652	\$567,231	\$469,372	\$31,852	\$0	\$6,229,854
Engineering		\$1,838	\$0	\$0	\$0	\$0	\$0	\$6,205	\$27,363	\$3,171	\$0	\$0	\$0	\$55,680	\$73,757	\$5,360	\$0	\$0	\$173,373
Inspection & Testing		\$0	\$0	\$0	\$0	\$0	\$25,670	\$34,687	\$0	\$0	\$0	\$0	\$2,478	\$0	\$69,480	\$69,396	\$0	\$0	\$201,711
Project Management		\$4,650	\$0	\$2,470	\$0	\$1,100	\$0	\$124,148	\$0	\$0	\$0	\$6,675	\$15,650	\$11,616	\$120,550	\$3,275	\$0	\$0	\$290,134
Cap Equipment		\$59,063	\$0	\$0	\$0	\$0	\$8,745	\$8,056	\$0	\$0	\$0	\$0	\$0	\$0	\$0	\$0	\$0	\$0	\$75,864
Total		\$466,268	\$3,207	\$237,700	\$0	\$54,464	\$110,445	\$913,802	\$254,701	\$41,744	\$48,442	\$395,286	\$992,330	\$2,570,508	\$2,548,483	\$10,131,656	\$2,362,100	\$0	\$21,131,135
Project Budget	\$130,224,164	Received	* Other Funding Source:																
Less Other Funding*	\$109,093,029	\$1,321,000	State of California \$1,321,000 received																
Net	\$21,131,135		Measure S \$45,595,322, Measure AA \$6,870,490, Measure V \$33,624,909 allocated																
Actual Measure U Expenditures	\$21,131,135		Measure U, S & AA Interests \$21,681,308 allocated																
Running Balance	\$0																		

Student Services Building

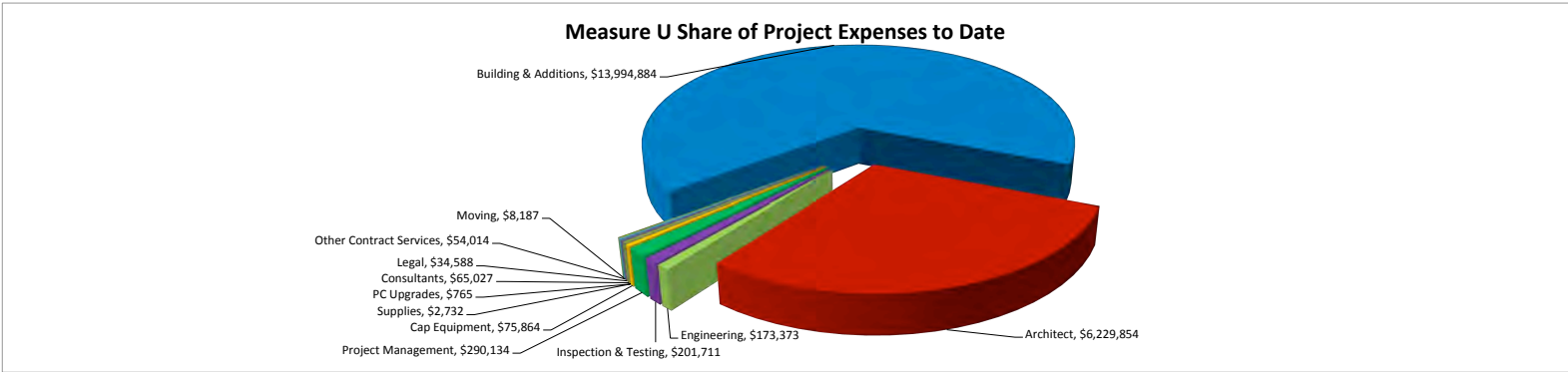
Project Discription:
 Consolidates various student services departments and college administration in a single complex at the front of the campus

Facility Size:
 110,000 sq/ft & 500 cars underground parking structure

Status:
 In construction

Architect:
 Steinberg Architects, Morris Architects

Contractor:
 Minaco, Bernards



SANTA MONICA COMMUNITY COLLEGE DISTRICT
MEASURE U EXPENDITURES
 FUND 42.2
 As of June 30, 2018

Projects	Budget	02/03 Final	03/04 Final	04/05 Final	05/06 Final	06/07 Final	07/08 Final	08/09 Final	09/10 Final	10/11 Final	11/12 Final	12/13 Final	13/14 Final	14/15 Final	15/16 Final	16/17 Final	17/18 Final	Combined Totals
U7100090																		
Science Complex Additional (P)																		
Architect		\$0	\$0	\$0	\$0	\$246,425	\$61,911	\$0	\$0	\$0	\$0	\$0	\$0	\$0	\$0	\$0	\$0	\$0
Total		\$0	\$0	\$0	\$0	\$246,425	\$61,911	\$0	\$0	\$0	\$0	\$0	\$0	\$0	\$0	\$0	\$0	\$308,336
Project Budget	\$124,958,336	* Other Funding Source:																
Less Other Funding	\$124,650,000	State of California \$40,088,000 allocated																
Net	\$308,336	Measure AA \$2,244,008, Measure V \$82,317,992 allocated																
Actual Measure U Expenditures	\$308,336																	
Running Balance	\$0																	

U6780000, U7100022, U7100331, U7100550, U7100005, U7100030, U7100031, U7100029, U7100003, U7100008, U7100332, U7100072, U7100042, U7100056, U7100039																		
Infrastructure & Safety (Q)																		
Supplies		\$0	\$0	\$254	\$0	\$0	\$0	\$1,700	\$1,393	\$0	\$0	\$0	\$0	\$0	\$0	\$0	\$0	\$0
Consultants		\$0	\$0	\$0	\$0	\$0	\$0	\$16,734	\$0	\$0	\$0	\$0	\$0	\$0	\$0	\$0	\$0	\$0
Maintenance Agreement		\$0	\$0	\$0	\$0	\$0	\$0	\$0	\$0	\$14,673	\$12,979	\$12,979	\$0	\$0	\$0	\$0	\$0	\$0
Legal		\$0	\$0	\$0	\$0	\$0	\$3,527	\$3,294	\$0	\$0	\$0	\$0	\$0	\$0	\$0	\$0	\$0	\$0
Other Contract Services		\$0	\$0	\$0	\$0	\$0	\$7,825	\$81,445	\$203,383	\$3,320	\$0	\$0	\$0	\$0	\$0	\$0	\$0	\$0
Building & Additions		\$681,900	\$195,175	\$20,600	\$0	\$200,620	\$733	\$0	\$0	\$0	\$0	\$0	\$0	\$0	\$0	\$0	\$0	\$0
Architect		\$69,081	\$42,108	\$0	\$155,321	\$448,507	\$91,127	\$4,227	\$0	\$0	\$0	-\$1,365	\$0	\$0	\$0	\$0	\$0	\$0
Engineering		\$8,050	\$0	\$0	\$6,750	\$12,000	\$18,429	\$2,360	\$0	\$0	\$0	\$0	\$0	\$0	\$0	\$0	\$0	\$0
Inspection & Testing		\$2,241	\$4,250	\$0	\$0	\$0	\$5,807	\$0	\$0	\$0	\$0	\$0	\$0	\$0	\$0	\$0	\$0	\$0
Project Management		\$0	\$2,805	\$0	\$0	\$3,520	\$1,840	\$38	\$196	\$0	\$0	\$0	\$0	\$0	\$0	\$0	\$0	\$0
Cap Equipment		\$0	\$0	\$343,861	\$0	\$0	\$0	\$895,171	\$349,531	\$40,002	\$0	\$0	\$0	\$0	\$0	\$0	\$0	\$0
Non-Cap Equipment		\$0	\$0	\$0	\$0	\$0	\$0	\$0	\$4,216	\$0	\$29,694	\$0	\$0	\$0	\$0	\$0	\$0	\$0
Advertising		\$0	\$785	\$0	\$0	\$0	\$0	\$0	\$0	\$0	\$0	\$0	\$0	\$0	\$0	\$0	\$0	\$0
Total		\$761,272	\$245,122	\$364,715	\$162,071	\$664,647	\$129,287	\$1,004,968	\$558,718	\$57,995	\$42,673	\$11,614	\$0	\$0	\$0	\$0	\$0	\$4,003,084
Project Budget	\$4,003,084																	
Less Other Funding	\$0																	
Net	\$4,003,084																	
Actual Measure U Expenditures	\$4,003,084																	
Running Balance	\$0																	

SANTA MONICA COMMUNITY COLLEGE DISTRICT
MEASURE U EXPENDITURES
 FUND 42.2
 As of June 30, 2018

Projects	Budget	02/03 Final	03/04 Final	04/05 Final	05/06 Final	06/07 Final	07/08 Final	08/09 Final	09/10 Final	10/11 Final	11/12 Final	12/13 Final	13/14 Final	14/15 Final	15/16 Final	16/17 Final	17/18 Final	Combined Totals
U7100007																		
Restroom Improvement (R)																		
Supplies		\$0	\$564	\$0	\$1,075	\$0	\$0	\$0	\$0	\$0	\$0	\$0	\$0	\$0	\$0	\$0	\$0	\$1,639
Other Contract Services		\$0	\$0	\$0	\$3,803	\$0	\$0	\$0	\$0	\$0	\$0	\$0	\$0	\$0	\$0	\$0	\$0	\$3,803
Building & Additions		\$0	\$1,305	\$0	\$7,891	\$0	\$0	\$0	\$0	\$0	\$0	\$0	\$0	\$0	\$0	\$0	\$0	\$9,196
Inspection & Testing		\$0	\$2,043	\$0	\$820	\$0	\$0	\$0	\$0	\$0	\$0	\$0	\$0	\$0	\$0	\$0	\$0	\$2,863
Total		\$0	\$3,912	\$0	\$13,589	\$0	\$0	\$0	\$0	\$0	\$0	\$0	\$0	\$0	\$0	\$0	\$0	\$17,501
Project Budget	\$17,501																	
Less Other Funding	\$0																	
Net	\$17,501																	
Actual Measure U Expenditures	\$17,501																	
Running Balance	\$0																	
U7100004, U7110020																		
Master Planning (S)																		
Consultants		\$9,000	\$26,516	\$158,449	\$374,329	\$125,404	\$17,998	\$363,342	\$0	\$0	\$0	\$0	\$0	\$0	\$0	\$0	\$0	\$1,075,038
Architect		\$0	\$17,617	\$126,433	\$104,083	\$126,701	\$346,827	\$276,985	\$0	\$0	\$0	\$0	\$0	\$0	\$0	\$0	\$0	\$998,647
Rental / Lease		\$0	\$0	\$6,453	\$0	\$0	\$0	\$0	\$0	\$0	\$0	\$0	\$0	\$0	\$0	\$0	\$0	\$6,453
Postage		\$0	\$0	\$30,000	\$0	\$0	\$0	\$0	\$0	\$0	\$0	\$0	\$0	\$0	\$0	\$0	\$0	\$30,000
Reimbursement to SMC		\$0	\$0	\$0	\$180	\$0	\$0	\$0	\$0	\$0	\$0	\$0	\$0	\$0	\$0	\$0	\$0	\$180
Project Management		\$0	\$0	\$0	\$0	\$0	\$113	\$0	\$0	\$0	\$0	\$0	\$0	\$0	\$0	\$0	\$0	\$113
Total		\$9,000	\$44,133	\$321,335	\$478,593	\$252,105	\$364,825	\$640,439	\$0	\$0	\$0	\$0	\$0	\$0	\$0	\$0	\$0	\$2,110,430
Project Budget	\$2,110,430																	
Less Other Funding	\$0																	
Net	\$2,110,430																	
Actual Measure U Expenditures	\$2,110,430																	
Running Balance	\$0																	
U7100024																		
14th and Pico Project (T)																		
Consultants		\$0	\$888	\$0	\$0	\$0	\$0	\$0	\$0	\$0	\$0	\$0	\$0	\$0	\$0	\$0	\$0	\$888
Architect		\$258,601	\$47,343	\$0	\$0	\$0	\$0	\$0	\$0	\$0	\$0	\$0	\$0	\$0	\$0	\$0	\$0	\$305,944
Inspection & Testing		\$12,070	\$0	\$0	\$0	\$0	\$0	\$0	\$0	\$0	\$0	\$0	\$0	\$0	\$0	\$0	\$0	\$12,070
Project Management		\$0	\$340	\$0	\$0	\$0	\$0	\$0	\$0	\$0	\$0	\$0	\$0	\$0	\$0	\$0	\$0	\$340
Total		\$270,671	\$48,571	\$0	\$0	\$0	\$0	\$0	\$0	\$0	\$0	\$0	\$0	\$0	\$0	\$0	\$0	\$319,242
Project Budget	\$319,242																	
Less Other Funding	\$0																	
Net	\$319,242																	
Actual Measure U Expenditures	\$319,242																	
Running Balance	\$0																	
Grand Total		\$11,068,400	\$10,432,055	\$28,685,697	\$54,940,416	\$25,278,771	\$5,283,853	\$6,585,573	\$912,880	-\$723,860	\$91,341	-\$716,916	\$1,041,732	\$2,570,508	\$2,548,483	\$9,637,840	\$2,362,100	\$159,998,873

Note: Project N had no expenses

Measure U Interest	17-18
Student Services Building (O)	
Building & Additions	\$7,054,856
Total	\$7,054,856
Project Budget	\$7,054,856
Actual Measure U Interest Expenditures	\$7,054,856
Running Balance	\$0

SANTA MONICA COMMUNITY COLLEGE DISTRICT

Measure S Project Schedule

As of June 30, 2018

	Project Name	Completion	2018	2019	2020	2021	2022
1	Athletic Fields Phase I, Corsair Field	<i>Completed</i>					
1A	Athletic Fields Phase I, John Adams	<i>Completed</i>					
2	Performing Arts Center	<i>Completed</i>					
3	Career Opportunity Center	<i>Completed</i>					
4	Replacement Health/PE/Fitness Building	<i>Completed</i>					
5	Early Childhood Development/Childcare	June 2020					
6	Malibu Site Acquisition and Facility	December 2021					
7	Energy Efficiency Projects	<i>Completed</i>					
8	Satellite Campus Parking Facilities and Roadway Improvements	Deferred					
9	Parking Garage, Grounds and Equipment - Student Services	March 2019					
10	Pico Promenade Improvements	<i>Completed</i>					
11	Master Planning	<i>Completed</i>					
12	Other Bond Related Expenses	On-Going					
13	Adv. Architecture Related Exp for AA	<i>Completed</i>					
14	Real Property Acquisition	<i>Completed</i>					
15	Signage Safety/Information	<i>Completed</i>					
16	Cost of Issuance	<i>Completed</i>					
17	Unissuable Bond	<i>Completed</i>					
				In Planning		In Construction	

SANTA MONICA COMMUNITY COLLEGE DISTRICT
MEASURE S EXPENDITURES
 FUND 42.3
 As of June 30, 2018

Projects	Budget	04/05 Final	05/06 Final	06/07 Final	07/08 Final	08/09 Final	09/10 Final	10/11 Final	11/12 Final	12/13 Final	13/14 Final	14/15 Final	15/16 Final	16/17 Final	17/18 Final	Combined Totals
S7100019																
Athletic Field Phase I, Corsair Field (1)																
Legal		\$0	\$0	\$0	\$301	\$175	\$0	\$0	\$0	\$0	\$0	\$0	\$0	\$0	\$0	\$476
Building & Additions		\$0	\$0	\$0	\$300,380	\$2,579,095	\$0	\$0	\$0	\$0	\$0	\$0	\$0	\$0	\$0	\$2,879,475
Architect		\$27,332	\$43,815	\$197,557	\$252,736	\$279,173	\$26,563	\$0	\$0	\$0	\$0	\$0	\$0	\$0	\$0	\$827,176
Inspection & Testing		\$0	\$0	\$0	\$23,411	\$57,585	\$640	\$296	\$0	\$0	\$0	\$0	\$0	\$0	\$0	\$81,932
Project Management		\$0	\$0	\$0	\$9,871	\$42,374	\$565	\$0	\$0	\$0	\$0	\$0	\$0	\$0	\$0	\$52,810
Cap Equipment		\$0	\$0	\$0	\$0	\$483,017	\$35,271	\$0	\$0	\$0	\$0	\$0	\$0	\$0	\$0	\$518,288
Non-Cap Equipment		\$0	\$0	\$0	\$0	\$2,066	\$10,312	\$0	\$0	\$0	\$0	\$0	\$0	\$0	\$0	\$12,378
Total		\$27,332	\$43,815	\$197,557	\$586,699	\$3,443,485	\$73,350	\$296	\$0	\$0	\$0	\$0	\$0	\$0	\$0	\$4,372,535
Project Budget	\$4,440,065	Received														
Less Other Funding*	\$67,530	\$67,530														
Net	\$4,372,535															
Actual Measure S Expenditures	\$4,372,535															
Running Balance	\$0															

* Other Funding Source:
 Metropolitan Water District \$67,530 received

Athletic Field Phase I, Corsair Field

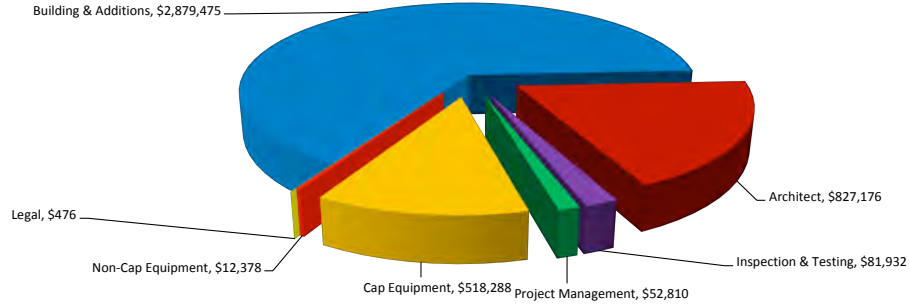
Project Description:
 Renovation of the Corsair Field, stadium lighting and sound system

Status:
 Completed, 2009

Architect:
 CO Architects

Contractor:
 Byrom Davey, Inc.

Project Expenses to Date



SANTA MONICA COMMUNITY COLLEGE DISTRICT
MEASURE S EXPENDITURES
 FUND 42.3
 As of June 30, 2018

Projects	Budget	04/05 Final	05/06 Final	06/07 Final	07/08 Final	08/09 Final	09/10 Final	10/11 Final	11/12 Final	12/13 Final	13/14 Final	14/15 Final	15/16 Final	16/17 Final	17/18 Final	Combined Totals
S7100038																
Athletic Field Phase I, John Adams (1A)																
Legal		\$0	\$0	\$0	\$75	\$0	\$0	\$0	\$0	\$0	\$0	\$0	\$0	\$0	\$0	\$75
Building & Additions		\$0	\$0	\$0	\$16,556	\$1,395,261	\$0	\$0	\$0	\$0	\$0	\$0	\$0	\$0	\$0	\$1,411,817
Architect		\$0	\$5,807	\$93,941	\$12,150	\$31,818	\$0	\$0	\$0	\$0	\$0	\$0	\$0	\$0	\$0	\$143,715
Inspection & Testing		\$0	\$2,874	\$3,207	\$0	\$49,984	\$0	\$0	\$0	\$0	\$0	\$0	\$0	\$0	\$0	\$56,066
Project Management		\$0	\$0	\$0	\$10,921	\$45,170	\$38	\$0	\$0	\$0	\$0	\$0	\$0	\$0	\$0	\$56,128
Cap Equipment		\$0	\$0	\$0	\$0	\$1,290,672	\$0	\$0	\$0	\$0	\$0	\$0	\$0	\$0	\$0	\$1,290,672
Non-Cap Equipment		\$0	\$0	\$0	\$0	\$11,334	\$0	\$0	\$0	\$0	\$0	\$0	\$0	\$0	\$0	\$11,334
Total		\$0	\$8,681	\$97,148	\$39,701	\$2,824,239	\$38	\$0	\$0	\$0	\$0	\$0	\$0	\$0	\$0	\$2,969,807
Project Budget	\$2,969,807															
Less Other Funding	\$0															
Net	\$2,969,807															
Actual Measure S Expenditures	\$2,969,807															
Running Balance	\$0															

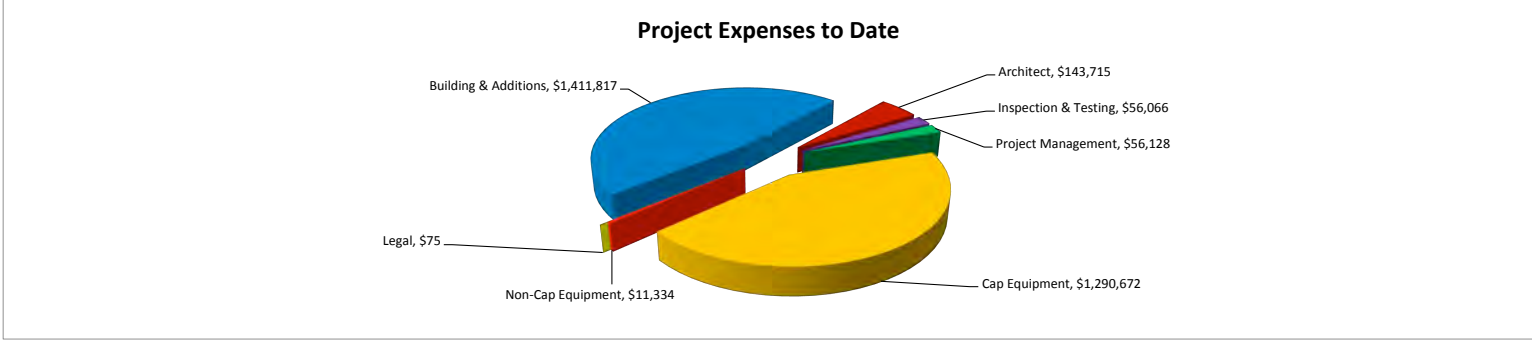
Athletic Field Phase I, John Adams

Project Description:
Renovation of John Adams Field and lighting

Status:
Completed, 2008

Architect:
Caldwell Architects

Contractor:
Byrom Davey, Inc.



SANTA MONICA COMMUNITY COLLEGE DISTRICT
MEASURE S EXPENDITURES
 FUND 42.3
 As of June 30, 2018

Projects	Budget	04/05 Final	05/06 Final	06/07 Final	07/08 Final	08/09 Final	09/10 Final	10/11 Final	11/12 Final	12/13 Final	13/14 Final	14/15 Final	15/16 Final	16/17 Final	17/18 Final	Combined Totals
S7100012																
Performing Arts Center (2)																
Consultants		\$0	\$0	\$0	\$121,790	\$76,639	\$0	\$0	\$0	\$0	\$0	\$0	\$0	\$0	\$0	\$198,429
Other Contract Services		\$0	\$0	\$4,269	\$0	\$22,729	\$22	\$68	\$0	\$0	\$0	\$0	\$0	\$0	\$0	\$27,088
Supplies		\$0	\$0	\$0	\$14,565	\$5,810	\$0	\$0	\$0	\$0	\$0	\$0	\$0	\$0	\$0	\$20,375
Legal		\$0	\$0	\$34,329	\$275,667	\$492,731	\$15,629	\$0	\$0	\$0	\$0	\$0	\$0	\$0	\$0	\$818,356
Advertising		\$0	\$0	\$0	\$320	\$0	\$0	\$0	\$0	\$0	\$0	\$0	\$0	\$0	\$0	\$320
Building & Additions		\$7,784,151	\$10,292,986	\$8,930,813	\$2,991,903	\$1,629,990	\$50,000	\$0	\$0	\$0	\$0	\$0	\$0	\$0	\$0	\$31,679,843
Architect		\$0	\$811,312	\$182,457	\$412,309	\$121,588	\$108	\$1,962	\$0	\$87,054	\$0	\$0	\$0	\$0	\$0	\$1,616,790
Engineering		\$0	\$3,600	\$5,250	\$1,500	\$9,650	\$0	\$0	\$0	\$0	\$0	\$0	\$0	\$0	\$0	\$20,000
Inspection & Testing		\$104,308	\$722,685	\$411,193	\$210,381	\$22,256	\$0	\$0	\$0	\$0	\$0	\$0	\$0	\$0	\$0	\$1,470,823
Project Management		\$31,984	\$155,732	\$248,876	\$263,690	\$47,915	\$3,244	\$0	\$0	\$0	\$0	\$0	\$0	\$0	\$0	\$751,441
Cap Equipment		\$0	\$0	\$130,218	\$292,565	\$342,693	\$0	\$0	\$0	\$0	\$0	\$0	\$0	\$0	\$0	\$765,476
Non-Cap Equipment		\$0	\$0	\$15,124	\$93,106	\$220,455	\$0	\$0	\$0	\$0	\$0	\$0	\$0	\$0	\$0	\$328,685
Total		\$7,920,443	\$11,986,315	\$9,962,528	\$4,677,797	\$2,992,455	\$69,003	\$2,030	\$0	\$0	\$87,054	\$0	\$0	\$0	\$0	\$37,697,625
Project Budget	\$40,690,201	Received														
Less Other Funding*	\$2,992,576	\$2,992,576														
Net	\$37,697,625															
Actual Measure S Expenditures	\$37,697,625															
Running Balance	\$0															

* Other Funding Source:
 Madison Project Foundation \$2,992,576 received

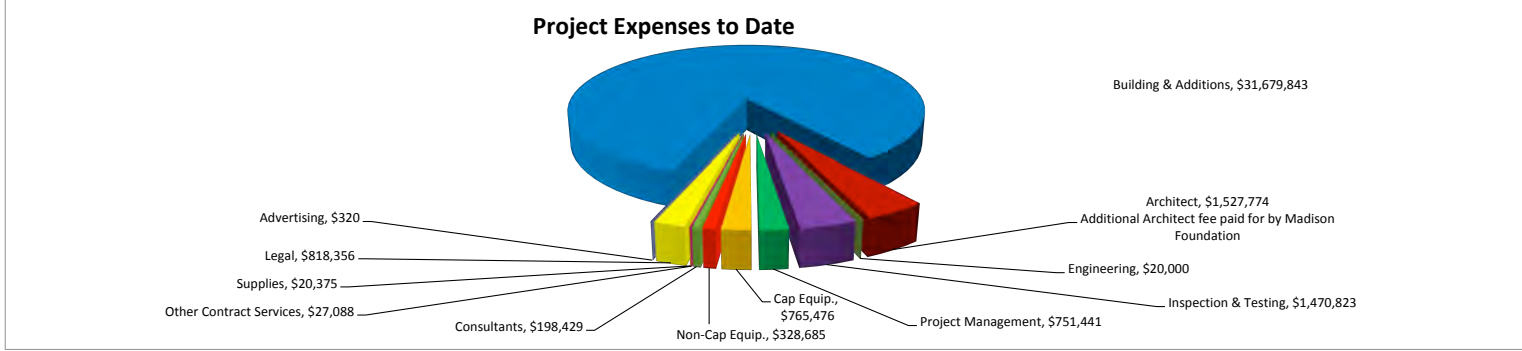
Performing Arts Center

Project Description:
 Construction of a state-of-the-art 499 seat performing arts theater

Status:
 Completed, 2008

Architect:
 Renzo Zecchetto

Contractor:
 FTR International



SANTA MONICA COMMUNITY COLLEGE DISTRICT
MEASURE S EXPENDITURES
 FUND 42.3
 As of June 30, 2018

Projects	Budget	04/05 Final	05/06 Final	06/07 Final	07/08 Final	08/09 Final	09/10 Final	09/10 Final	10/11 Final	11/12 Final	12/13 Final	13/14 Final	14/15 Final	15/16 Final	16/17 Final	17/18 Final	Combined Totals
S7100033, S7100144, S7100060																	
Replacement Health/PE/Fitness Building (4)																	
Supplies		\$4,809	\$288	\$0	\$0	\$0	\$163	\$0	\$0	\$0	\$0	\$0	\$0	\$0	\$0	\$0	\$5,260
Legal		\$0	\$0	\$0	\$0	\$1,413	\$75	\$0	\$0	\$0	\$0	\$0	\$0	\$0	\$0	\$0	\$1,488
Other Contract Services		\$1,634	\$25,934	\$0	\$0	\$253	\$165	\$0	\$0	\$0	\$0	\$0	\$0	\$0	\$0	\$0	\$27,985
Repair Facility		\$0	\$4,861	\$0	\$0	\$0	\$0	\$0	\$0	\$0	\$0	\$0	\$0	\$0	\$0	\$0	\$4,861
Building & Additions		\$0	\$0	\$0	\$0	\$112,410	\$526,552	\$0	\$0	\$0	\$0	\$6,037,080	\$4,775,714	\$0	\$0	\$0	\$11,451,757
Architect		\$0	\$0	\$0	\$0	\$0	\$41,044	\$0	\$0	\$0	\$0	\$0	\$0	\$0	\$0	\$0	\$41,044
Inspection & Testing		\$0	\$0	\$0	\$0	\$6,518	\$14,363	\$0	\$0	\$0	\$0	\$0	\$0	\$0	\$0	\$0	\$20,881
Project Management		\$0	\$0	\$0	\$0	\$9,070	\$23,425	\$0	\$0	\$0	\$0	\$0	\$0	\$0	\$0	\$0	\$32,495
Cap Equipment		\$0	\$0	\$0	\$0	\$0	\$0	\$17,613	\$0	\$0	\$0	\$0	\$0	\$0	\$0	\$0	\$17,613
Total		\$6,443	\$31,083	\$0	\$0	\$129,663	\$605,787	\$17,613	\$0	\$0	\$0	\$6,037,080	\$4,775,714	\$0	\$0	\$0	\$11,603,383
Project Budget	\$58,272,030																
Less Other Funding*	\$46,668,647																
Net	\$11,603,383																
Actual Measure S Expenditures	\$11,603,383																
Running Balance	\$0																
* Other Funding Source: Measure AA \$46,459,800 allocated SCE \$190,847.28, Gas Co. \$18,000 received																	

S7100045																	
Early Childhood Development/Childcare (5)																	
Supplies		\$0	\$0	\$0	\$0	\$0	\$0	\$0	\$0	\$0	\$0	\$0	\$0	\$0	\$0	\$294	\$294
Consultants		\$0	\$0	\$0	\$9,200	\$0	\$0	\$0	\$0	\$4,800	\$12,930	\$14,078	\$1,388	\$0	\$0	\$0	\$42,395
Legal		\$0	\$0	\$0	\$0	\$0	\$0	\$0	\$0	\$0	\$0	\$0	\$1,690	\$6,905	\$0	\$0	\$8,595
Building & Additions		\$0	\$0	\$0	\$0	\$0	\$0	\$0	\$0	\$0	\$0	\$0	\$0	\$242	\$747,457	\$0	\$747,699
Architect		\$0	\$0	\$0	\$0	\$0	\$0	\$0	\$966	\$51,792	\$142,428	\$142,968	\$476,827	\$78,408	\$67,918	\$0	\$961,306
Inspection & Testing		\$0	\$0	\$0	\$0	\$0	\$0	\$0	\$0	\$37,796	\$7,475	\$823	\$2,323	\$0	\$4,085	\$0	\$52,501
Project Management		\$0	\$0	\$0	\$0	\$0	\$0	\$1,246	\$21,980	\$58,247	\$33,435	\$8,803	\$3,118	\$0	\$307,493	\$0	\$434,320
Total		\$0	\$0	\$0	\$9,200	\$0	\$0	\$1,246	\$22,946	\$152,635	\$196,268	\$166,670	\$485,344	\$85,555	\$1,127,247	\$0	\$2,247,111
Project Budget	\$30,925,693	Received															
Less Other Funding*	\$22,067,115	\$0															
Net	\$8,858,578																
Actual Measure S Expenditures	\$2,247,111																
Running Balance	\$6,611,468																
* Other Funding Source: City of Santa Monica \$6,661,598 committed Measure V \$15,405,517 allocated																	

S7100077, S7100015																	
Malibu Site Acquisition and Facilities (6)																	
Consultants		\$0	\$0	\$0	\$0	\$30,000	\$0	\$0	\$72,157	\$68,109	\$30,342	\$66,277	\$60,262	\$3,406	\$17	\$0	\$330,570
Legal		\$0	\$27,722	\$16,787	\$6,159	\$504	\$0	\$0	\$0	\$0	\$1,360	\$78,851	\$40,114	\$7,353	\$6,324	\$0	\$185,174
Other Contract Services		\$0	\$0	\$0	\$0	\$0	\$0	\$0	\$2,092	\$0	\$0	\$1,820	\$0	\$0	\$0	\$0	\$3,912
Building & Additions		\$0	\$0	\$0	\$0	\$0	\$0	\$0	\$0	\$0	\$536	\$0	\$0	\$0	\$0	\$2,019,660	\$2,020,197
Architect		\$0	\$0	\$0	\$0	\$0	\$0	\$0	\$966	\$257,584	\$732,891	\$173,610	\$34,753	\$151,772	\$341,307	\$0	\$1,692,884
Engineering		\$0	\$0	\$0	\$0	\$0	\$0	\$0	\$0	\$785	\$562	\$0	\$0	\$0	\$0	\$0	\$1,346
Inspection & Testing		\$4,388	\$3,750	\$141,462	\$0	\$0	\$0	\$0	\$98,022	\$15,575	\$22,939	\$10,960	\$0	\$0	\$39,460	\$0	\$336,555
Project Management		\$0	\$0	\$220	\$0	\$0	\$0	\$2,886	\$55,064	\$53,185	\$47,778	\$118,144	\$97,856	\$46,400	\$431,268	\$0	\$852,799
Storm/Waste Water Treatment Center		\$0	\$2,500,000	\$0	\$0	\$2,500,000	\$0	\$0	\$0	\$0	\$0	\$0	\$0	\$0	\$0	\$0	\$5,000,000
Total		\$4,388	\$2,531,472	\$158,468	\$6,159	\$2,530,504	\$0	\$2,886	\$228,301	\$395,237	\$836,407	\$449,662	\$232,985	\$208,931	\$2,838,036	\$0	\$10,423,438
Project Budget	\$25,000,000																
Less Other Funding*	\$0																
Net	\$25,000,000																
Actual Measure S Expenditures	\$10,423,438																
Running Balance	\$14,576,562																

SANTA MONICA COMMUNITY COLLEGE DISTRICT
MEASURE S EXPENDITURES
 FUND 42.3
 As of June 30, 2018

Projects	Budget	04/05 Final	05/06 Final	06/07 Final	07/08 Final	08/09 Final	09/10 Final	10/11 Final	11/12 Final	12/13 Final	13/14 Final	14/15 Final	15/16 Final	16/17 Final	17/18 Final	Combined Totals
S7100043, S7100066																
Energy Efficiency Projects (7)																
Legal		\$0	\$0	\$0	\$0	\$988	\$0	\$0	\$0	\$0	\$0	\$0	\$0	\$0	\$0	\$988
Building & Additions		\$0	\$0	\$0	\$0	\$106,921	\$355,294	-\$180,342	\$0	\$0	\$0	\$0	\$0	\$0	\$0	\$281,873
Engineering		\$0	\$0	\$0	\$10,500	\$0	\$0	\$0	\$0	\$0	\$0	\$0	\$0	\$0	\$0	\$10,500
Inspection & Testing		\$0	\$0	\$0	\$0	\$0	\$0	\$0	\$0	\$0	\$0	\$0	\$0	\$0	\$0	\$0
Project Management		\$0	\$0	\$0	\$0	\$0	\$0	\$0	\$0	\$0	\$0	\$0	\$0	\$0	\$0	\$0
Total		\$0	\$0	\$0	\$10,500	\$107,910	\$355,294	-\$180,342	\$0	\$0	\$0	\$0	\$0	\$0	\$0	\$293,361
Project Budget	\$510,683	Received														
Less Other Funding*	\$217,322	\$217,322														
Net	\$293,361	* Other Funding Source: SCE & The Gas Co. \$217,322 received														
Actual Measure S Expenditures	\$293,361															
Running Balance	\$0															

S7100091, S7100092, S7100147																
Satellite Campus Parking Facilities and Roadway Improvements (8)																
Legal		\$0	\$0	\$0	\$300	\$175	\$0	\$0	\$0	\$0	\$0	\$0	\$0	\$0	\$0	\$475
Other Contract Services		\$0	\$0	\$0	\$300	\$0	\$0	\$0	\$0	\$0	\$0	\$0	\$0	\$0	\$0	\$300
Advertising		\$0	\$0	\$0	\$0	\$0	\$0	\$0	\$0	\$0	\$0	\$0	\$0	\$0	\$0	\$0
Consultants		\$0	\$0	\$0	\$0	\$0	\$0	\$0	\$0	\$0	\$0	\$0	\$0	\$0	\$0	\$0
Supplies		\$0	\$0	\$0	\$0	\$0	\$0	\$0	\$0	\$0	\$0	\$0	\$0	\$0	\$0	\$0
Building & Additions		\$0	\$0	\$0	\$278,178	\$1,860,152	\$449,543	\$37,777	\$0	\$0	\$0	\$64	\$0	\$0	\$0	\$2,625,714
Architect		\$0	\$0	\$324,919	\$324,864	\$136,911	\$34,490	\$1,397	\$2,289	\$0	\$0	\$0	\$0	\$0	\$0	\$824,871
Engineering		\$0	\$0	\$0	\$0	\$0	\$0	\$0	\$0	\$0	\$30,896	\$5,470	\$12,165	\$0	\$0	\$48,531
Inspection & Testing		\$0	\$0	\$0	\$31,100	\$185,947	\$28,218	\$360	\$0	\$0	\$0	\$0	\$0	\$0	\$0	\$245,626
Project Management		\$0	\$0	\$0	\$18,288	\$64,880	\$31,137	\$8,659	\$0	\$2,569	\$10,730	\$6,046	\$535	\$0	\$0	\$142,844
Non-Cap Equipment		\$0	\$0	\$0	\$0	\$0	\$3,387	\$0	\$0	\$0	\$0	\$0	\$0	\$0	\$0	\$3,387
Total		\$0	\$0	\$324,919	\$653,031	\$2,248,065	\$546,775	\$48,194	\$2,289	\$2,569	\$41,626	\$11,580	\$12,700	\$0	\$0	\$3,891,747
Project Budget	\$7,022,417	* Other Funding Source:														
Less Other Funding	\$3,130,670	Measure AA \$2,130,670, Measure V \$1,000,000 allocated														
Net	\$3,891,747															
Actual Measure S Expenditures	\$3,891,747															
Running Balance	\$0															

SANTA MONICA COMMUNITY COLLEGE DISTRICT
MEASURE S EXPENDITURES
 FUND 42.3
 As of June 30, 2018

Projects	Budget	04/05 Final	05/06 Final	06/07 Final	07/08 Final	08/09 Final	09/10 Final	10/11 Final	11/12 Final	12/13 Final	13/14 Final	14/15 Final	15/16 Final	16/17 Final	17/18 Final	Combined Totals
S7100142																
Parking Garage and Grounds - Student Services (9)																
Supplies		\$0	\$0	\$0	\$0	\$1,745	\$0	\$0	\$648	\$0	\$0	\$813	\$0	\$0	\$0	\$3,206
Consultants		\$0	\$0	\$0	\$0	\$20,700	\$0	\$0	\$0	\$0	\$0	\$0	\$1,740	\$0	\$0	\$22,440
Legal		\$0	\$0	\$0	\$0	\$2,154	\$17,486	\$4,800	\$2,257	\$17,221	\$0	\$3,570	\$0	\$0	\$0	\$47,488
Other Contract Services		\$0	\$0	\$0	\$0	\$1,508	\$10,952	\$1,986	\$46	\$0	\$12,083	\$5,034	\$0	\$0	\$0	\$31,608
Site Improvement		\$0	\$0	\$0	\$0	\$0	\$0	\$0	\$0	\$1,086	\$0	\$1,308	\$0	\$0	\$0	\$2,394
Building & Additions		\$0	\$0	\$0	\$0	\$2,555,940	\$5,925,152	\$78,717	\$77,320	\$5,509	\$715	\$0	\$3,721	\$11,308,792	\$16,249,515	\$36,205,381
Architect		\$0	\$0	\$0	\$2,266,766	\$2,674,054	\$0	\$37,111	\$75,163	\$0	\$0	\$0	\$0	\$0	\$287,176	\$5,340,270
Engineering		\$0	\$0	\$0	\$0	\$4,813	\$38,330	\$42,968	\$50,952	\$9,735	\$0	\$0	\$0	\$0	\$49,171	\$195,968
Inspection & Testing		\$0	\$0	\$0	\$0	\$131,009	\$161,847	\$54,069	\$32,306	\$30,909	\$4,123	\$22,296	\$38,186	\$516,217	\$851,397	\$1,842,359
Project Management		\$0	\$0	\$0	\$0	\$158,766	\$373,559	\$184,088	\$92,118	\$224,994	\$59,525	\$29,714	\$50,380	\$285,057	\$420,233	\$1,878,433
Cap Equipment		\$0	\$0	\$0	\$0	\$0	\$14,393	\$0	\$0	\$0	\$0	\$0	\$0	\$0	\$0	\$14,393
Non-Cap Equipment		\$0	\$0	\$0	\$0	\$0	\$0	\$0	\$11,381	\$0	\$0	\$0	\$0	\$0	\$0	\$11,381
Total		\$0	\$0	\$0	\$2,266,766	\$5,550,689	\$6,541,719	\$403,737	\$342,192	\$289,454	\$76,445	\$62,735	\$94,027	\$12,110,066	\$17,857,492	\$45,595,322
Project Budget	\$130,224,164	* Other Funding Source:														
Less Other Funding*	\$84,628,842	State of California \$1,321,000 received														
Net	\$45,595,322	Measure U \$21,131,135, Measure AA \$6,870,490, Measure V \$33,624,909 allocated														
Actual Measure S Expenditures	\$45,595,322	Measure U, S & AA interests \$21,681,308 allocated														
Running Balance	\$0															

Parking Garage and Grounds - Student Services

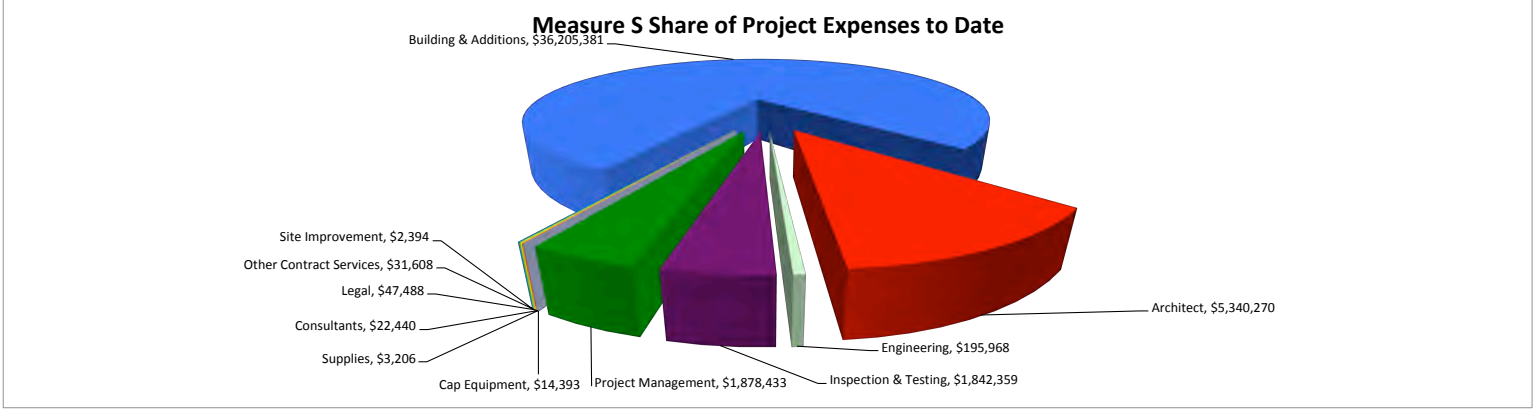
Project Description:
 Consolidates various student services departments and college administration in a single complex at the front of the campus

Facility Size:
 110,000 sq/ft & 500 cars underground parking structure

Status:
 Phase 1 completed
 Phase 2 In construction

Architect:
 Steinberg Architects, Morris Architects

Contractor:
 Minaco, Bernards



SANTA MONICA COMMUNITY COLLEGE DISTRICT
MEASURE S EXPENDITURES
 FUND 42.3
 As of June 30, 2018

Projects	Budget	04/05 Final	05/06 Final	06/07 Final	07/08 Final	08/09 Final	09/10 Final	10/11 Final	11/12 Final	12/13 Final	13/14 Final	14/15 Final	15/16 Final	16/17 Final	17/18 Final	Combined Totals
S7100044																
Pico Promenade Improvements (10)																
Building & Additions		\$0	\$0	\$0	\$690	\$883,401	\$0	\$0	\$0	\$0	\$0	\$0	\$0	\$0	\$0	\$884,091
Architect		\$0	\$0	\$0	\$69,190	\$28,540	\$864	\$0	\$0	\$0	\$0	\$0	\$0	\$0	\$0	\$98,595
Inspection & Testing		\$0	\$0	\$0	\$0	\$7,591	\$0	\$0	\$0	\$0	\$0	\$0	\$0	\$0	\$0	\$7,591
Project Management		\$0	\$0	\$0	\$2,185	\$25,548	\$0	\$0	\$0	\$0	\$0	\$0	\$0	\$0	\$0	\$27,733
Total		\$0	\$0	\$0	\$72,066	\$945,080	\$864	\$0	\$0	\$0	\$0	\$0	\$0	\$0	\$0	\$1,018,009
Project Budget	\$1,018,009															
Less Other Funding	\$0															
Net	\$1,018,009															
Actual Measure S Expenditures	\$1,018,009															
Running Balance	\$0															

S7100004																
Master Planning (11)																
Consultants		\$0	\$0	\$0	\$0	\$0	\$441,549	\$13,320	\$0	\$0	\$0	\$0	\$0	\$0	\$0	\$454,869
Printing		\$0	\$0	\$0	\$0	\$0	\$4,157	\$0	\$0	\$0	\$0	\$0	\$0	\$0	\$0	\$4,157
Advertising		\$0	\$0	\$0	\$0	\$0	\$3,000	\$0	\$0	\$0	\$0	\$0	\$0	\$0	\$0	\$3,000
Other Contract Services		\$0	\$0	\$0	\$0	\$0	\$442	\$200	\$0	\$0	\$0	\$0	\$0	\$0	\$0	\$642
Architect		\$0	\$0	\$0	\$0	\$0	\$192,358	\$24,736	\$0	\$0	\$0	\$0	\$0	\$0	\$0	\$217,094
Project Management		\$0	\$0	\$0	\$0	\$0	\$16,638	\$9,341	\$0	\$0	\$7,845	\$0	\$0	\$0	\$0	\$33,824
Filing Fees		\$0	\$0	\$0	\$0	\$0	\$0	\$2,842	\$0	\$0	\$0	\$0	\$0	\$0	\$0	\$2,842
Total		\$0	\$0	\$0	\$0	\$0	\$658,143	\$50,439	\$0	\$0	\$7,845	\$0	\$0	\$0	\$0	\$716,428
Project Budget	\$716,428															
Less Other Funding	\$0															
Net	\$716,428															
Actual Measure S Expenditures	\$716,428															
Running Balance	\$0															

S7100048																
Other Bond Related Expenses (12)																
Consultants		\$0	\$0	\$0	\$0	\$0	\$0	\$0	\$0	\$2,971	\$2,524	\$6,239	\$1,354	\$0	\$0	\$13,089
Lease/Rental		\$0	\$0	\$0	\$0	\$0	\$0	\$0	\$11,142	\$15,099	\$15,285	\$14,809	\$13,418	\$13,120	\$16,611	\$99,484
Supplies		\$0	\$0	\$0	\$0	\$0	\$3,638	\$0	\$0	\$0	\$0	\$0	\$0	\$0	\$0	\$3,638
Legal		\$0	\$0	\$0	\$0	\$0	\$8,917	\$15,649	\$13,401	\$450	\$503	\$38,130	\$9,186	\$0	\$0	\$86,236
Software License		\$0	\$0	\$0	\$0	\$0	\$0	\$1,997	\$0	\$3,565	\$0	\$4,200	\$0	\$0	\$0	\$9,762
Advertising		\$0	\$0	\$0	\$0	\$0	\$2,278	\$0	\$0	\$0	\$0	\$0	\$0	\$864	\$0	\$3,142
Other Contract Services		\$0	\$0	\$0	\$0	\$1,800	\$17,206	\$23,558	\$19,208	\$15,816	\$13,627	\$13,952	\$12,963	\$11,760	\$18,900	\$148,789
Moving Services		\$0	\$0	\$0	\$0	\$0	\$400	\$0	\$0	\$0	\$0	\$0	\$0	\$0	\$0	\$400
Project Management		\$0	\$0	\$0	\$0	\$0	\$17,747	\$13,179	\$11,963	\$0	\$0	\$0	\$0	\$0	\$0	\$42,888
Cap Equipment		\$0	\$0	\$0	\$0	\$0	\$0	\$10,086	\$0	\$0	\$0	\$0	\$0	\$0	\$0	\$10,086
Non-Cap Equipment		\$0	\$0	\$0	\$0	\$0	\$0	\$2,860	\$0	\$0	\$0	\$0	\$0	\$0	\$0	\$2,860
Total		\$0	\$0	\$0	\$0	\$1,800	\$50,185	\$67,328	\$55,713	\$37,901	\$31,939	\$77,330	\$36,921	\$25,744	\$35,511	\$420,373
Project Budget	\$609,282															
Less Other Funding	\$0															
Net	\$609,282															
Actual Measure S Expenditures	\$420,373															
Running Balance	\$188,909															

SANTA MONICA COMMUNITY COLLEGE DISTRICT
MEASURE S EXPENDITURES
 FUND 42.3
 As of June 30, 2018

Projects	Budget	04/05 Final	05/06 Final	06/07 Final	07/08 Final	08/09 Final	09/10 Final	10/11 Final	11/12 Final	12/13 Final	13/14 Final	14/15 Final	15/16 Final	16/17 Final	17/18 Final	Combined Totals	
S710049																	
Adv Architecture Related Exp for AA (13)																	
Legal		\$0	\$0	\$0	\$0	\$0	\$0	\$0	\$0	\$0	\$0	\$0	\$0	\$0	\$0	\$0	
Other Contract Services		\$0	\$0	\$0	\$0	\$0	\$0	\$0	\$0	\$0	\$0	\$0	\$0	\$0	\$0	\$0	
Architect		\$0	\$0	\$0	\$0	\$0	\$0	\$0	\$0	\$0	\$0	\$0	\$0	\$0	\$0	\$0	
Engineering		\$0	\$0	\$0	\$0	\$0	\$0	\$0	\$0	\$0	\$0	\$0	\$0	\$0	\$0	\$0	
Inspection & Testing		\$0	\$0	\$0	\$0	\$45,734	-\$45,734	\$0	\$0	\$0	\$0	\$0	\$0	\$0	\$0	\$0	
Project Management		\$0	\$0	\$0	\$0	\$0	\$0	\$0	\$0	\$0	\$0	\$0	\$0	\$0	\$0	\$0	
Total		\$0	\$0	\$0	\$0	\$45,734	-\$45,734	\$0	\$0	\$0	\$0	\$0	\$0	\$0	\$0	\$0	
Project Budget	\$0																
Less Other Funding	\$0																
Net	\$0																
Actual Measure S Expenditures	\$0																
Running Balance	\$0																
S710057																	
Real Property Acquisition (14)																	
Other Contract Services		\$0	\$0	\$0	\$0	\$0	\$18,721	\$0	\$0	\$0	\$0	\$0	\$0	\$0	\$0	\$0	\$18,721
Architect		\$0	\$0	\$0	\$0	\$0	\$0	\$0	\$0	\$0	\$0	\$0	\$0	\$0	\$0	\$0	\$0
Engineering		\$0	\$0	\$0	\$0	\$0	\$0	\$0	\$0	\$0	\$0	\$0	\$0	\$0	\$0	\$0	\$0
Inspection & Testing		\$0	\$0	\$0	\$0	\$0	\$6,336	\$0	\$0	\$0	\$0	\$0	\$0	\$0	\$0	\$0	\$6,336
Project Management		\$0	\$0	\$0	\$0	\$0	\$20,540	\$0	\$0	\$0	\$0	\$0	\$0	\$0	\$0	\$0	\$20,540
Total		\$0	\$0	\$0	\$0	\$0	\$45,597	\$0	\$0	\$0	\$0	\$0	\$0	\$0	\$0	\$0	\$45,597
Project Budget	\$45,597																
Less Other Funding	\$0																
Net	\$45,597																
Actual Measure S Expenditures	\$45,597																
Running Balance	\$0																
S710072																	
Campus Signage (15)																	
Supplies		\$0	\$0	\$0	\$0	\$0	\$0	\$303	\$0	\$0	\$0	\$0	\$0	\$0	\$0	\$0	\$303
Consultants		\$0	\$0	\$0	\$0	\$0	\$32,225	\$23,725	\$0	\$0	\$0	\$0	\$0	\$0	\$0	\$0	\$55,950
Other Contract Services		\$0	\$0	\$0	\$0	\$0	\$0	\$187	\$0	\$836	\$0	\$0	\$0	\$1,051	\$0	\$0	\$2,074
Architect		\$0	\$0	\$0	\$0	\$0	\$0	\$0	\$0	\$0	\$0	\$0	\$0	\$0	\$0	\$0	\$0
Building & Additions		\$0	\$0	\$0	\$0	\$0	\$0	\$638	\$0	\$0	\$1,440	\$1,325	\$416,937	\$0	\$0	\$0	\$420,339
Inspection & Testing		\$0	\$0	\$0	\$0	\$0	\$0	\$0	\$0	\$0	\$0	\$0	\$0	\$0	\$0	\$0	\$0
Project Management		\$0	\$0	\$0	\$0	\$0	\$0	\$22,953	\$0	\$0	\$8,260	\$8,388	\$28,622	\$165	\$0	\$0	\$68,388
Cap Equipment		\$0	\$0	\$0	\$0	\$0	\$0	\$156,258	\$0	\$0	\$0	\$0	\$0	\$0	\$0	\$0	\$156,258
Non-Cap Equipment		\$0	\$0	\$0	\$0	\$0	\$0	\$0	\$0	\$0	\$0	\$0	\$0	\$3,402	\$0	\$0	\$3,402
Total		\$0	\$0	\$0	\$0	\$0	\$32,225	\$204,064	\$0	\$836	\$9,700	\$9,712	\$445,559	\$4,618	\$0	\$0	\$706,713
Project Budget	\$706,713																
Less Other Funding	\$0																
Net	\$706,713																
Actual Measure S Expenditures	\$706,713																
Running Balance	\$0																
S																	
Cost of Issuance (16)																	
Cost of Issuance		\$0	\$0	\$0	\$0	\$0	\$0	\$0	\$0	\$0	\$0	\$0	\$0	\$119,470	\$0	\$0	\$119,470
Total		\$0	\$0	\$0	\$0	\$0	\$0	\$0	\$0	\$0	\$0	\$0	\$0	\$119,470	\$0	\$0	\$119,470
Project Budget	\$119,470																
Less Other Funding	\$0																
Net	\$119,470																
Actual Measure AA Expenditures	\$119,470																
Running Balance	\$0																
Grand Total		\$7,958,606	\$14,601,366	\$10,740,621	\$8,321,918	\$20,819,624	\$8,933,245	\$617,492	\$651,441	\$878,632	\$1,287,285	\$6,814,769	\$6,083,251	\$12,554,384	\$21,858,285	\$122,120,920	

SANTA MONICA COMMUNITY COLLEGE DISTRICT
MEASURE S EXPENDITURES
 FUND 42.3
 As of June 30, 2018

Projects	Budget	04/05 Final	05/06 Final	06/07 Final	07/08 Final	08/09 Final	09/10 Final	10/11 Final	11/12 Final	12/13 Final	13/14 Final	14/15 Final	15/16 Final	16/17 Final	17/18 Final	Combined Totals
Measure S Interest		17-18														
Parking Garage and Grounds - Student Services (9)																
Site Improvement		\$568														
Building & Additions		\$8,224,377														
Architect		\$189,078														
Engineering		\$11,000														
Inspection & Testing		\$125,080														
Project Management		\$171,448														
Total		\$8,721,552														
Project Budget	\$9,433,526															
Actual Measure S Interest Expenditures	\$8,721,552															
Running Balance	\$711,974															

SANTA MONICA COMMUNITY COLLEGE DISTRICT
Measure AA Project Schedule
 As of June 30, 2018

	Project Name	Completion	2017	2018	2019	2020	2021	2022
101	Environmental Performance - Central Plant Connections	Completed						
102	Infrastructure & Technology - Information Technology Relocation	Completed						
103	Media and Technology Complex - Academy Site	Completed						
104	Replacement Health/PE/Fitness/Dance Building with Central Plant	Completed						
105	Drescher - Academic Modernization, Bookstore, Pico Promenade	Deferred						
106	Replacement Math and Science Extension Building	September 2022						
107	Madison East Wing Seismic Upgrade	Completed						
108	Renovation of Corsair Stadium	Completed						
109	Career Opportunity and Advancement Center (Bundy)	Completed						
110	Malibu Center	December 2021						
111	Business & Facilities Infrastructure	Completed						
112	Master Planning, Program Management, Overhead	On-Going						
113	Energy Efficiency Projects	Completed						
114	Community Classroom & Facility Projects	Completed						
115	Real Property Acquisition	Completed						
116	Roadways, Walkways, Grounds, Parking Lots, and Garages	Completed						
117	Infrastructure & Technology - Technology	Completed						
118	Infrastructure & Technology - Utility	Completed						
119	Emergency Lighting, Fire Alarm, and Security System	On-Going						
120	Student Services	March 2019						
121	Cost of Issuance	Completed						
122	Management Reserve	On-Going						
123	Unissuable Bond	Completed						

In Planning
 In Construction

SANTA MONICA COMMUNITY COLLEGE DISTRICT
 MEASURE AA EXPENDITURES
 FUND 42.4
 As of June 30, 2018

Projects	Budget	09/10 Final	10/11 Final	11/12 Final	12/13 Final	13/14 Final	14/15 Final	15/16 Final	16/17 Final	17/18 Final	Combined Totals
AA 7100062											
Environmental Performance - Central Plant Connections (101)											
Legal		\$0	\$0	\$0	\$125	\$0	\$0	\$0	\$0	\$0	\$125
Other Contract Services		\$0	\$0	\$49,837	\$16,239	\$0	\$0	\$0	\$0	\$9,920	\$75,996
Consultants		\$0	\$0	\$0	\$0	\$28	\$0	\$0	\$0	\$0	\$28
Building & Additions		\$0	\$0	\$0	\$361	\$729	\$640	\$1,328,592	\$6,934,044	\$446,861	\$8,711,229
Architect		\$0	\$385	\$148,311	\$176,897	\$36,256	\$0	\$0	\$0	\$0	\$361,849
Engineering		\$48,500	\$0	\$4,000	\$0	\$152,010	\$39,638	\$66,918	\$138,887	\$62,883	\$512,836
Inspection & Testing		\$0	\$0	\$7,688	\$0	\$0	\$0	\$7,310	\$137,150	\$4,382	\$156,529
Project Management		\$0	\$17,263	\$55,116	\$48,685	\$61,908	\$19,313	\$104,575	\$526,072	\$99,840	\$932,771
Cap Equipment		\$0	\$0	\$0	\$0	\$0	\$0	\$0	\$0	\$0	\$0
Non-Cap Equipment		\$0	\$0	\$0	\$0	\$0	\$0	\$0	\$0	\$0	\$0
Total		\$48,500	\$17,648	\$264,951	\$242,307	\$250,931	\$59,591	\$1,507,396	\$7,736,152	\$623,886	\$10,751,362
Project Budget	\$11,206,164										
Less Other Funding	\$0										
Net	\$11,206,164										
Actual Measure AA Expenditures	\$10,751,362										
Running Balance	\$454,802										

SANTA MONICA COMMUNITY COLLEGE DISTRICT
MEASURE AA EXPENDITURES
FUND 42.4
As of June 30, 2018

Projects	Budget	09/10 Final	10/11 Final	11/12 Final	12/13 Final	13/14 Final	14/15 Final	15/16 Final	16/17 Final	17/18 Final	Combined Totals
AA 7100063											
Infrastructure & Technology - IT Relocation (102)											
Supplies		\$0	\$0	\$965	\$8,442	\$3,137	\$2,600	\$0	\$0	\$0	\$15,144
Consultants		\$0	\$0	\$0	\$0	\$408	\$0	\$7,800	\$0	\$0	\$8,208
Maintenance Contract		\$0	\$0	\$0	\$0	\$107,390	\$0	\$77,074	\$79	\$0	\$184,543
Legal		\$0	\$0	\$0	\$1,363	\$50	\$0	\$0	\$0	\$0	\$1,413
Printing		\$0	\$0	\$0	\$0	\$1,624	\$0	\$0	\$0	\$0	\$1,624
Postage		\$0	\$0	\$0	\$0	\$1,567	\$0	\$0	\$0	\$0	\$1,567
Other Contract Services		\$0	\$0	\$2,163	\$15,259	\$23,356	\$0	\$19,050	\$4,500	\$0	\$64,328
Moving		\$0	\$0	\$0	\$577	\$266	\$27,655	\$22,618	\$0	\$0	\$51,116
Site Improvement		\$0	\$0	\$0	\$24	\$0	\$0	\$0	\$0	\$0	\$24
Building & Additions		\$0	\$0	\$0	\$1,767,083	\$9,667,362	\$4,288,987	\$1,203,916	\$165,229	-\$19,798	\$17,072,780
Architect		\$105,049	\$482,261	\$505,580	\$183,181	\$287,201	\$236,860	\$120,091	\$0	\$0	\$1,920,223
Engineering		\$0	\$0	\$10,037	\$11,065	\$17,147	\$19,512	\$25,994	\$1,956	\$0	\$85,712
Inspection & Testing		\$10,291	\$8,793	\$21,449	\$137,523	\$499,982	\$200,262	\$568	\$0	\$0	\$878,868
Project Management		\$33,460	\$76,290	\$84,991	\$331,754	\$431,730	\$297,951	\$22,978	\$1,500	\$0	\$1,280,653
Cap Equipment		\$0	\$0	\$0	\$29,422	\$645,830	-\$29,090	\$589,604	\$9,811	\$0	\$1,245,576
Non-Cap Equipment		\$0	\$0	\$0	\$18,344	\$10,852	\$277,219	\$1,891	\$20,689	\$0	\$328,994
Total		\$148,800	\$567,344	\$625,185	\$2,504,035	\$11,697,901	\$5,321,956	\$2,091,584	\$203,764	-\$19,798	\$23,140,771
Project Budget	\$23,160,569	Received									
Less Other Funding	\$19,798										
Net	\$23,140,771										
Actual Measure AA Expenditures	\$23,140,771										
Running Balance	\$0										

* Other Funding Source:
Edison \$19,798 received

Infrastructure & Technology - IT Relocation

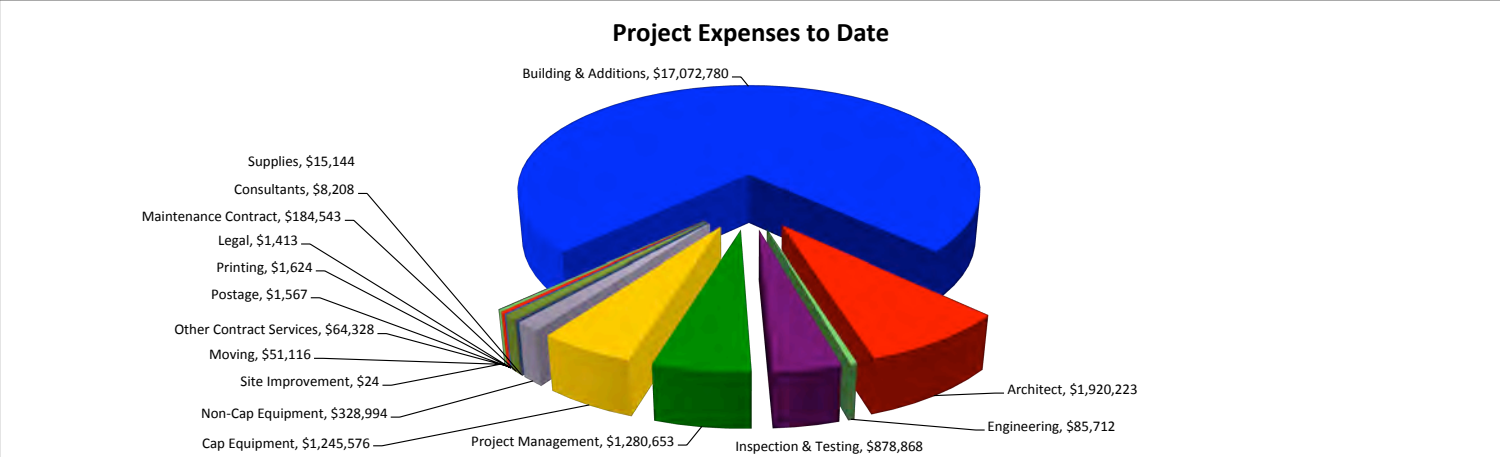
Project Description:
Relocation of IT/Telecom Departments, and renovation of Media Center

Facility Size:
9,230 sq/ft

Status:
Completed

Architect:
Morris Architects

Contractor:
Minco, Bernards Brothers



SANTA MONICA COMMUNITY COLLEGE DISTRICT
MEASURE AA EXPENDITURES
FUND 42.4
As of June 30, 2018

Projects	Budget	09/10 Final	10/11 Final	11/12 Final	12/13 Final	13/14 Final	14/15 Final	15/16 Final	16/17 Final	17/18 Final	Combined Totals
AA 7100061											
Media and Technology Complex - Academy Site (103)											
Consultants		\$0	\$0	\$20,675	\$12,576	\$9,488	\$7,789	\$2,102	\$0	\$12,922	\$65,551
Supplies		\$0	\$0	\$0	\$19,481	\$1,048	\$289	\$0	\$9,251	\$40,519	\$70,588
Maintenance Contract		\$0	\$0	\$0	\$0	\$0	\$0	\$0	\$15,922	\$23,561	\$39,483
Legal		\$16,903	\$0	\$7,958	\$43,363	\$5,066	\$26,186	\$49,155	\$15,435	\$36,221	\$200,285
Software Support		\$0	\$0	\$0	\$1,982	\$0	\$0	\$0	\$6,548	\$6,975	\$15,505
Service Fee		\$0	\$0	\$0	\$0	\$0	\$0	\$0	\$17,000	\$0	\$17,000
Other Contract Services		\$3,993	\$5,763	\$13,456	\$39,188	\$0	\$0	\$5,853	\$22,622	\$18,628	\$109,503
Moving Expenses		\$0	\$0	\$0	\$38,756	\$0	\$0	\$0	\$0	\$97,543	\$136,299
Site Improvement		\$0	\$0	\$0	\$100,505	\$664	\$606	\$476	\$622	\$526	\$103,399
Building & Additions		\$0	\$538	\$1,498,660	\$3,543,657	\$11,820,615	\$17,734,534	\$23,465,347	\$16,267,550	\$25,548,089	\$99,878,989
Architect		\$2,097,553	\$2,508,588	\$295,753	\$265,481	\$778,015	\$517,794	\$1,048,935	\$991,386	\$869,801	\$9,373,305
Engineering		\$16,459	\$29,293	\$9,102	\$29,223	\$8,203	\$72,993	\$118,368	\$72,786	\$51,971	\$408,398
Inspection & Testing		\$64,905	\$27,527	\$123,842	\$235,287	\$563,746	\$1,381,801	\$641,972	\$525,264	\$207,240	\$3,771,584
Project Management		\$121,786	\$233,826	\$269,249	\$506,917	\$800,315	\$930,115	\$1,207,850	\$1,121,670	\$859,779	\$6,051,506
Cap Equipment		\$0	\$0	\$0	\$186,301	\$0	\$0	\$0	\$0	\$1,458,273	\$1,644,574
Non-Cap Equipment		\$0	\$0	\$0	\$10,782	\$0	\$0	\$0	\$326,845	\$490,727	\$828,354
Total		\$2,321,599	\$2,805,534	\$2,238,694	\$5,033,499	\$13,987,159	\$20,672,105	\$26,540,059	\$19,392,902	\$29,722,772	\$122,714,322
Project Budget	\$130,549,713	Received									
Less Other Funding*	\$6,835,391	\$990,441									
Net	\$123,714,322										
Actual Measure AA Expenditures	\$122,714,322										
Running Balance	\$1,000,000										

* Other Funding Source:
KCRW Foundation \$6,803,412 committed, \$958,462 received
Edison \$31,979.48 received

Media and Technology Complex - Academy Site

Project Description:
Renovation and new extension to the existing building, new building for KCRW, and a new parking structure

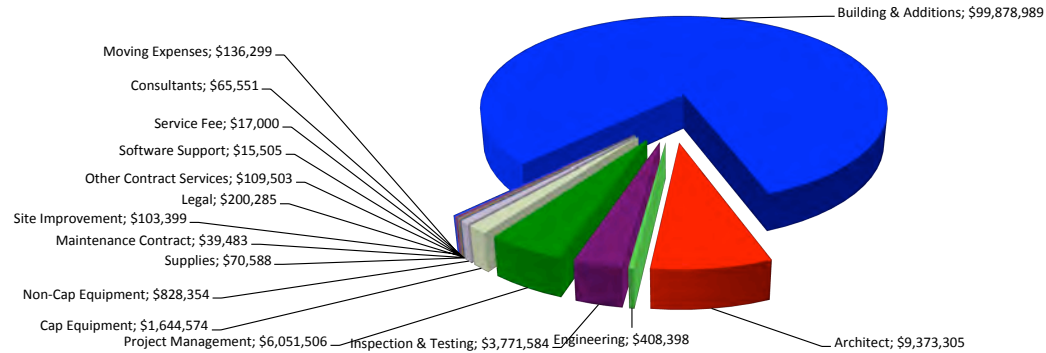
Facility Size:
Building - 116,000 sq/ft
Parking Structure - 450 spaces

Status:
In construction

Architect:
Clive Wilkinson Architects

Contractor:
H.B. Parkco Construction
Fast Track Construction
CW Driver

Project Expenses to Date



SANTA MONICA COMMUNITY COLLEGE DISTRICT
MEASURE AA EXPENDITURES
FUND 42.4
As of June 30, 2018

Projects	Budget	09/10 Final	10/11 Final	11/12 Final	12/13 Final	13/14 Final	14/15 Final	15/16 Final	16/17 Final	17/18 Final	Combined Totals
AA 7100060											
Repl. Health/PE/Fitness/Dance Building with Central Plant (104)											
Consultants		\$0	\$0	\$0	\$14	\$62	\$2,304	\$184	\$0	\$0	\$2,564
Supplies		\$0	\$0	\$0	\$0	\$7,089	\$195	\$484	\$20,947	\$0	\$28,715
Legal		\$0	\$0	\$0	\$0	\$0	\$0	\$663	\$80	\$0	\$742
Software Support		\$0	\$0	\$0	\$0	\$0	\$0	\$0	\$1,209	\$0	\$1,209
Site Improvement		\$0	\$0	\$0	\$0	\$0	\$559	\$440	\$575	\$0	\$1,574
Off Campus Printing		\$0	\$0	\$0	\$0	\$0	\$2,165	\$0	\$0	\$0	\$2,165
Postage		\$0	\$0	\$0	\$0	\$0	\$1,505	\$0	\$0	\$0	\$1,505
Other Contract Services	\$120	\$38	\$112	\$32,634	\$0	\$1,019	\$581	\$0	\$2,644	\$0	\$37,147
Building & Additions	\$0	\$0	\$0	\$817	\$4,188	\$1,623	\$13,783,023	\$14,880,829	\$5,315,393	\$33,985,873	\$33,985,873
Architect	\$256,076	\$1,568,564	\$1,790,207	\$518,973	\$177,583	\$364,853	\$585,900	\$373,345	\$210,312	\$5,845,814	\$5,845,814
Engineering	\$0	\$8,507	\$31,650	\$7,871	\$6,529	\$9,276	\$76,712	\$51,025	\$11,318	\$202,888	\$202,888
Inspection & Testing	\$36,892	\$490	\$21,150	\$1,285	\$360	\$133,756	\$846,765	\$358,724	\$60,826	\$1,460,249	\$1,460,249
Project Management	\$34,968	\$113,379	\$118,783	\$94,768	\$108,528	\$463,418	\$564,240	\$487,065	\$312,539	\$2,297,686	\$2,297,686
Cap Equipmwt	\$0	\$0	\$0	\$0	\$0	\$0	\$0	\$0	\$164,793	\$68,425	\$233,218
Non-Cap Equipment	\$0	\$0	\$0	\$0	\$0	\$0	\$0	\$0	\$206,229	\$127,078	\$342,322
Total		\$328,056	\$1,690,978	\$1,961,901	\$656,362	\$304,338	\$989,689	\$15,858,991	\$16,544,820	\$6,108,535	\$44,443,670
Project Budget	\$58,272,030										
Less Other Funding*	\$11,812,230										
Net	\$46,459,800										
Actual Measure AA Expenditures	\$44,443,670										
Running Balance	\$2,016,130										

* Other Funding Source:
Measure S \$11,603,383 allocated
SCE \$190,847.28, Gas Co. \$18,000 received

Repl. Health/PE/Fitness/Dance Building with Central Plant

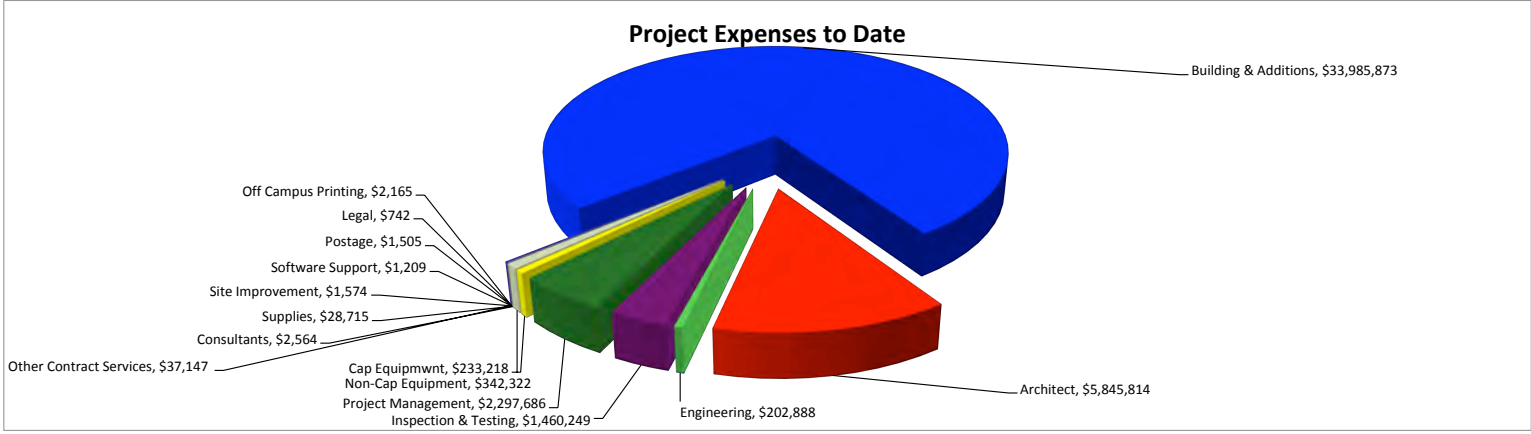
Project Description:
Replacement of locker rooms, fitness center, dance studios, and new central plant

Facility Size:
62,000 sq/ft

Status:
In construction

Architect:
Gensler Architects

Contractor:
Bernards Brothers



SANTA MONICA COMMUNITY COLLEGE DISTRICT
 MEASURE AA EXPENDITURES
 FUND 42.4
 As of June 30, 2018

Projects	Budget	09/10 Final	10/11 Final	11/12 Final	12/13 Final	13/14 Final	14/15 Final	15/16 Final	16/17 Final	17/18 Final	Combined Totals
AA 7100065											
Drescher - Academic Modernization, Bookstore, Pico Promenade (105)											
Legal		\$0	\$0	\$0	\$0	\$0	\$0	\$0	\$0	\$0	\$0
Other Contract Services		\$0	\$0	\$0	\$0	\$0	\$0	\$0	\$0	\$0	\$0
Site Acquisition		\$0	\$0	\$0	\$0	\$0	\$0	\$0	\$0	\$0	\$0
Inspection & Testing		\$0	\$0	\$0	\$0	\$0	\$0	\$0	\$0	\$0	\$0
Project Management		\$0	\$0	\$5,082	\$0	\$0	\$0	\$0	\$0	\$0	\$5,082
Total		\$0	\$0	\$5,082	\$0	\$0	\$0	\$0	\$0	\$0	\$5,082
Project Budget	\$13,005,082										
Less Other Funding	\$13,000,000										
Net	\$5,082										
Actual Measure AA Expenditures	\$5,082										
Running Balance	\$0										
											* Other Funding Source: Measure V 13,000,000 allocated
AA 7100090											
Replacement Math and Science Extension Building (106)											
Legal		\$0	\$0	\$0	\$0	\$0	\$0	\$0	\$0	\$0	\$0
Other Contract Services		\$0	\$0	\$0	\$0	\$0	\$0	\$0	\$0	\$1,525	\$1,525
Site Acquisition		\$0	\$0	\$0	\$0	\$0	\$0	\$0	\$0	\$0	\$0
Building & Additions		\$0	\$0	\$0	\$0	\$0	\$0	\$0	\$0	\$4,796	\$4,796
Architect		\$0	\$0	\$0	\$0	\$0	\$0	\$0	\$0	\$1,787,824	\$1,787,824
Engineering		\$0	\$0	\$0	\$0	\$0	\$0	\$0	\$0	\$0	\$0
Inspection & Testing		\$0	\$0	\$0	\$0	\$0	\$0	\$0	\$0	\$70,223	\$70,223
Project Management		\$0	\$0	\$0	\$0	\$4,950	\$0	\$0	\$800	\$228,760	\$234,510
Total		\$0	\$0	\$0	\$0	\$4,950	\$0	\$0	\$800	\$2,093,128	\$2,098,878
Project Budget	\$124,958,336										
Less Other Funding	\$122,714,328										
Net	\$2,244,008										
Actual Measure AA Expenditures	\$2,098,878										
Running Balance	\$145,130										
											* Other Funding Source: Measure U \$308,336, Measure V \$82,317,992 allocated State of California \$40,088,000 allocated

SANTA MONICA COMMUNITY COLLEGE DISTRICT
MEASURE AA EXPENDITURES
FUND 42.4
As of June 30, 2018

Projects	Budget	09/10 Final	10/11 Final	11/12 Final	12/13 Final	13/14 Final	14/15 Final	15/16 Final	16/17 Final	17/18 Final	Combined Totals
AA 7100047											
Madison East Wing Seismic Upgrade (107)											
Supplies		\$0	\$0	\$0	\$0	\$0	\$0	\$0	\$6,197	\$0	\$6,197
Consultants		\$0	\$0	\$0	\$0	\$135	\$28	\$0	\$0	\$0	\$163
Off Campus Printing		\$0	\$0	\$0	\$0	\$0	\$285	\$0	\$0	\$0	\$285
Maintenance Contract		\$0	\$0	\$0	\$0	\$0	\$0	\$0	\$357	\$0	\$357
Legal		\$0	\$0	\$0	\$0	\$0	\$0	\$0	\$7,579	\$11,822	\$19,400
Software Support		\$0	\$0	\$0	\$0	\$0	\$0	\$0	\$806	\$0	\$806
Other Contract Services		\$0	\$364	\$997	\$0	\$0	\$1,328	\$711	\$0	\$0	\$3,400
Building & Additions		\$0	\$656	\$312,643	\$0	\$4,248	\$6,030,371	\$8,829,626	\$4,949,223	\$3,967,591	\$24,094,358
Architect		\$76,073	\$398,050	\$550,589	\$65,444	\$57,480	\$199,100	\$404,764	\$122,764	\$103,824	\$1,978,088
Engineering		\$0	\$0	\$10,707	\$778	\$0	\$13,792	\$33,184	\$37,491	\$90	\$96,042
Inspection & Testing		\$0	\$19,848	\$16,752	\$3,036	\$5,851	\$676,323	\$405,443	\$112,876	\$4,703	\$1,244,832
Project Management		\$5,557	\$128,878	\$112,573	\$67,447	\$118,242	\$494,874	\$481,165	\$322,379	\$31,230	\$1,762,343
Cap Equipment		\$0	\$0	\$30,603	\$0	\$0	\$0	\$0	\$537,627	\$0	\$568,230
Non-Cap Equipment		\$0	\$0	\$71,827	\$9,788	\$0	\$0	\$0	\$285,236	\$0	\$366,851
Total		\$81,630	\$547,796	\$1,106,691	\$146,492	\$185,956	\$7,416,101	\$10,154,894	\$6,382,534	\$4,119,259	\$30,141,353
Project Budget	\$30,143,816										
Less Other Funding	\$0										
Net	\$30,143,816										
Actual Measure AA Expenditures	\$30,141,353										
Running Balance	\$2,463										

Madison East Wing Seismic Upgrade

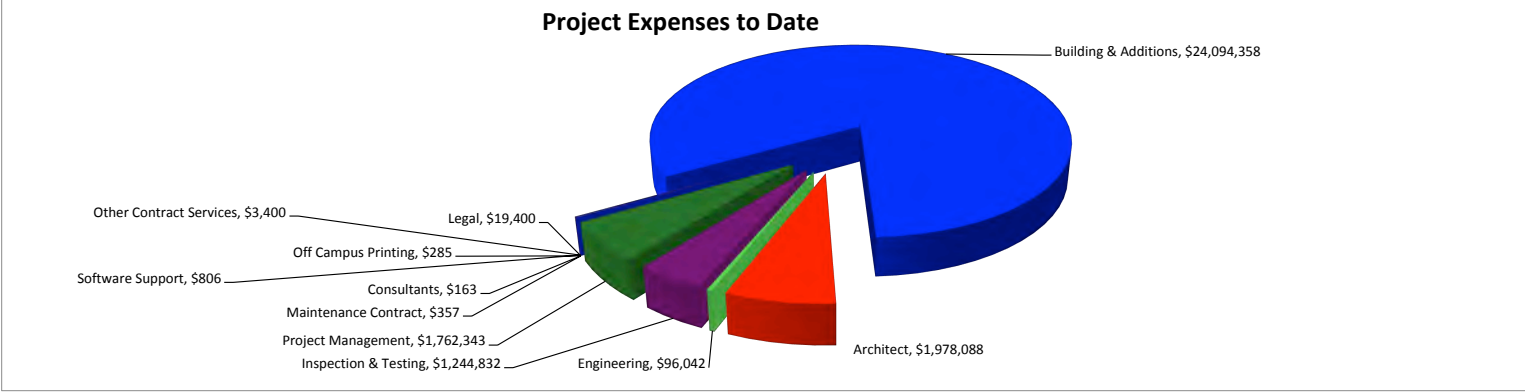
Project Description:
Replacement of east wing with a new multipurpose room and additional classrooms

Facility Size:
20,838 sq/ft

Status:
In construction

Architect:
DLR Group WWCOT

Contractor:
Bernards Brothers



SANTA MONICA COMMUNITY COLLEGE DISTRICT
MEASURE AA EXPENDITURES
FUND 42.4
As of June 30, 2018

Projects	Budget	09/10 Final	10/11 Final	11/12 Final	12/13 Final	13/14 Final	14/15 Final	15/16 Final	16/17 Final	17/18 Final	Combined Totals
AA 7100068											
Renovation to Corsair Stadium (108)											
Other Contract Services		\$0	\$0	\$0	\$0	\$0	\$0	\$0	\$0	\$0	\$0
Building & Additions		\$0	\$0	\$0	\$0	\$0	\$0	\$0	\$0	\$0	\$0
Architect		\$0	\$30,759	\$0	\$0	\$0	\$0	\$0	\$0	\$0	\$30,759
Engineering		\$0	\$0	\$0	\$0	\$0	\$0	\$0	\$0	\$0	\$0
Inspection & Testing		\$0	\$0	\$0	\$0	\$0	\$0	\$0	\$0	\$0	\$0
Project Management		\$0	\$4,540	\$0	\$0	\$0	\$0	\$0	\$0	\$0	\$4,540
Total		\$0	\$35,299	\$0	\$0	\$0	\$0	\$0	\$0	\$0	\$35,299
Project Budget	\$35,299										
Less Other Funding	\$0										
Net	\$35,299										
Actual Measure AA Expenditures	\$35,299										
Running Balance	\$0										

AA 7100067, 7100152, 7100155, 7100157											
Business & Facilities Infrastructure (111)											
Supplies		\$0	\$0	\$0	\$1,493	\$4,840	\$0	\$0	\$0	\$0	\$6,333
Service Fee		\$0	\$0	\$0	\$12,885	\$0	\$0	\$0	\$0	\$0	\$12,885
Consultants		\$0	\$0	\$0	\$0	\$14	\$8	\$0	\$0	\$0	\$22
Maintenance Contract		\$0	\$0	\$0	\$0	\$1,366	\$0	\$0	\$0	\$0	\$1,366
Legal		\$0	\$0	\$75	\$0	\$0	\$0	\$1,105	\$0	\$0	\$1,180
Software License		\$0	\$0	\$0	\$0	\$375	\$0	\$0	\$0	\$0	\$375
Other Contract Services		\$0	\$6,289	\$6,988	\$750	\$0	\$2,209	\$0	\$0	\$0	\$16,236
Moving Services		\$0	\$0	\$0	\$395	\$0	\$0	\$0	\$0	\$0	\$395
Building & Additions		\$0	\$34,672	\$198,667	\$200,585	\$284,668	\$0	\$0	\$0	\$0	\$718,592
Architect		\$0	\$0	\$80,626	\$170,132	\$37,906	\$0	\$0	\$0	\$0	\$288,664
Engineering		\$0	\$0	\$0	\$3,705	\$9,735	\$6,840	\$0	\$0	\$0	\$20,280
Inspection & Testing		\$0	\$0	\$8,142	\$10,938	\$10,500	\$0	\$0	\$0	\$0	\$29,580
Project Management		\$0	\$3,073	\$154,904	\$87,291	\$139,821	\$3,571	\$0	\$0	\$0	\$388,659
Cap Equipment		\$0	\$0	\$0	\$35,892	\$80,090	\$0	\$0	\$0	\$0	\$115,982
Non-Cap Equipment		\$0	\$89,204	\$0	\$84,590	\$193,782	\$0	\$0	\$0	\$0	\$367,576
Total		\$0	\$133,238	\$449,401	\$608,656	\$763,095	\$12,628	\$1,105	\$0	\$0	\$1,968,124
Project Budget	\$1,968,124										
Less Other Funding	\$0										
Net	\$1,968,124										
Actual Measure AA Expenditures	\$1,968,124										
Running Balance	\$0										

AA 7100004											
Master Planning, Program Management, Overhead (112)											
Supplies		\$0	\$0	\$0	\$0	\$0	\$0	\$0	\$0	\$0	\$0
Architect		\$0	\$0	\$0	\$0	\$0	\$0	\$139,302	\$187,927	\$245,329	\$572,558
Project Management		\$0	\$0	\$0	\$0	\$76,015	\$150	\$0	\$49,170	\$135,533	\$260,868
Cap Equipment		\$0	\$0	\$0	\$0	\$0	\$0	\$0	\$0	\$0	\$0
Non-Cap Equipment		\$0	\$0	\$0	\$0	\$0	\$0	\$0	\$0	\$0	\$0
Total		\$0	\$0	\$0	\$0	\$76,015	\$150	\$139,302	\$237,097	\$380,863	\$833,427
Project Budget	\$833,427										
Less Other Funding	\$0										
Net	\$833,427										
Actual Measure AA Expenditures	\$833,427										
Running Balance	\$0										

SANTA MONICA COMMUNITY COLLEGE DISTRICT
MEASURE AA EXPENDITURES
FUND 42.4
As of June 30, 2018

Projects	Budget	09/10 Final	10/11 Final	11/12 Final	12/13 Final	13/14 Final	14/15 Final	15/16 Final	16/17 Final	17/18 Final	Combined Totals
AA 7100154											
Energy Efficiency Projects (113)											
Legal		\$0	\$0	\$0	\$0	\$0	\$0	\$0	\$0	\$0	\$0
Other Contract Services		\$0	\$0	\$0	\$0	\$0	\$0	\$0	\$0	\$0	\$0
Building & Additions		\$0	\$0	\$189	\$2,108,853	\$990,389	-\$97,621	\$0	\$0	\$0	\$3,001,810
Architect		\$0	\$0	\$0	\$0	\$0	\$0	\$0	\$0	\$0	\$0
Engineering		\$0	\$0	\$0	\$0	\$0	\$0	\$0	\$0	\$0	\$0
Inspection & Testing		\$0	\$0	\$0	\$4,020	\$0	\$10,118	\$0	\$0	\$0	\$14,138
Project Management		\$0	\$0	\$0	\$0	\$0	\$825	\$0	\$0	\$0	\$825
Non-Cap Equipment		\$0	\$0	\$0	\$0	\$0	\$0	\$0	\$0	\$0	\$0
Total		\$0	\$0	\$189	\$2,112,873	\$990,389	-\$86,678	\$0	\$0	\$0	\$3,016,773
Project Budget	\$3,508,088										
Less Other Funding	\$491,315										
Net	\$3,016,773										
Actual Measure AA Expenditures	\$3,016,773										
Running Balance	\$0										
											* Other Funding Source: DWP \$18,715.00 received SCE \$446,519.77 received Gas Co. \$26,080 received
AA 7100064											
Community Classroom & Facility Projects (114)											
Supplies		\$0	\$0	\$0	\$124	\$0	\$0	\$0	\$0	\$0	\$124
Legal		\$0	\$0	\$1,867	\$1,418	\$0	\$0	\$0	\$0	\$0	\$3,285
Other Contract Services		\$0	\$3,720	\$1,869	\$0	\$0	\$0	\$0	\$0	\$0	\$5,588
Building & Additions		\$0	\$434,578	\$1,369,441	\$408,696	-\$1,003	\$0	\$0	\$0	\$0	\$2,211,712
Architect		\$0	\$263,833	\$48,120	\$1,318	\$0	\$0	\$0	\$0	\$0	\$313,272
Engineering		\$0	\$3,220	\$3,143	\$0	\$0	\$0	\$0	\$0	\$0	\$6,363
Inspection & Testing		\$0	\$41,002	\$80,885	\$1,495	\$0	\$0	\$0	\$0	\$0	\$123,382
Project Management		\$135	\$117,247	\$143,780	\$27,570	\$0	\$0	\$0	\$0	\$0	\$288,732
Non-Cap Equipment		\$0	\$0	\$209,726	\$0	\$0	\$0	\$0	\$0	\$0	\$209,726
Total		\$135	\$863,599	\$1,858,831	\$440,621	-\$1,003	\$0	\$0	\$0	\$0	\$3,162,183
Project Budget	\$3,162,183										
Less Other Funding	\$0										
Net	\$3,162,183										
Actual Measure AA Expenditures	\$3,162,183										
Running Balance	\$0										
AA 7100057											
Real Property Acquisition (115)											
Legal		\$0	\$0	\$0	\$0	\$0	\$0	\$0	\$0	\$659	\$659
Other Contract Services		\$0	\$39	\$7,000	\$0	\$15,800	\$0	\$0	\$0	\$0	\$22,839
Site Acquisition		\$1,739,979	\$4,001,204	\$9,022,207	\$0	\$0	\$0	\$0	\$5,013,226	\$4,821,600	\$24,598,214
Inspection & Testing		\$8,689	\$7,986	\$0	\$0	\$0	\$0	\$0	\$0	\$0	\$16,674
Project Management		\$0	\$0	\$0	\$0	\$0	\$0	\$0	\$0	\$0	\$0
Total		\$1,748,667	\$4,009,228	\$9,029,207	\$0	\$15,800	\$0	\$0	\$5,013,226	\$4,822,259	\$24,638,386
Project Budget	\$24,859,475										
Less Other Funding	\$0										
Net	\$24,859,475										
Actual Measure AA Expenditures	\$24,638,386										
Running Balance	\$221,089										

SANTA MONICA COMMUNITY COLLEGE DISTRICT
MEASURE AA EXPENDITURES
FUND 42.4
As of June 30, 2018

Projects	Budget	09/10 Final	10/11 Final	11/12 Final	12/13 Final	13/14 Final	14/15 Final	15/16 Final	16/17 Final	17/18 Final	Combined Totals
AA 7100058, 7100151, 7100156, 7100059											
Roadways, Walkways, Grounds, Parking Lots, and Garages (116)											
Supplies		\$0	\$0	\$0	\$0	\$4,616	\$0	\$0	\$0	\$0	\$4,616
Legal		\$0	\$0	\$0	\$125	\$0	\$0	\$0	\$0	\$0	\$125
Consultants		\$0	\$0	\$0	\$48,090	\$5,018	\$0	\$0	\$0	\$0	\$53,108
Other Contract Services		\$218	\$770	\$122	\$25,249	\$0	\$0	\$0	\$0	\$0	\$26,358
Building & Additions		\$185,345	\$6,731	\$113,784	\$321,603	\$975,401	\$0	\$0	\$0	\$0	\$1,602,864
Architect		\$0	\$0	\$0	\$103,569	\$19,225	\$1,240	\$0	\$0	\$0	\$124,035
Engineering		\$0	\$0	\$0	\$1,095	\$1,445	\$0	\$0	\$0	\$0	\$2,540
Inspection & Testing		\$13,380	\$7,865	\$13,553	\$20,126	\$42,865	\$0	\$0	\$0	\$0	\$97,787
Project Management		\$24,404	\$12,439	\$21,945	\$54,095	\$104,943	\$1,411	\$0	\$0	\$0	\$219,237
Total		\$223,347	\$27,804	\$149,403	\$573,951	\$1,153,512	\$2,652	\$0	\$0	\$0	\$2,130,670
Project Budget	\$7,022,417										
Less Other Funding	\$4,891,747										
Net	\$2,130,670	* Other Funding Source: Measure S \$3,891,747, Measure V \$1,000,000 allocated									
Actual Measure AA Expenditures	\$2,130,670										
Running Balance	\$0										
AA 7100069											
Infrastructure & Technology - Technology (117)											
Software		\$0	\$0	\$0	\$0	\$0	\$218	\$0	\$0	\$0	\$218
Supplies		\$0	\$0	\$13,646	\$7,587	\$0	\$16,966	\$0	\$0	\$0	\$38,200
Maintenance Contract		\$0	\$9,472	\$46,300	\$210,581	\$18,944	\$42,415	\$9,472	\$0	\$0	\$337,186
Other Contract Services		\$0	\$0	\$0	\$0	\$0	\$49,589	\$0	\$0	\$0	\$49,589
Building & Additions		\$0	\$0	\$0	\$0	\$0	\$0	\$0	\$0	\$0	\$0
Project Management		\$0	\$0	\$0	\$0	\$0	\$0	\$0	\$0	\$0	\$0
Cap Equipment		\$0	\$207,423	\$33,063	\$576,294	\$0	\$1,145,668	\$0	\$0	\$0	\$1,962,449
Non-Cap Equipment		\$0	\$0	\$42,827	\$500	\$0	\$3,447	\$0	\$0	\$0	\$46,775
Total		\$0	\$216,896	\$135,838	\$794,963	\$18,944	\$1,258,304	\$9,472	\$0	\$0	\$2,434,417
Project Budget	\$2,434,417										
Less Other Funding	\$0										
Net	\$2,434,417										
Actual Measure AA Expenditures	\$2,434,417										
Running Balance	\$0										
AA 7100150											
Infrastructure & Technology - Utility (118)											
Software License		\$0	\$12,000	\$0	\$0	\$0	\$0	\$0	\$0	\$0	\$12,000
Legal		\$0	\$0	\$0	\$0	\$0	\$0	\$0	\$0	\$0	\$0
Building & Additions		\$0	\$0	\$0	\$0	\$0	\$0	\$0	\$0	\$0	\$0
Architect		\$0	\$0	\$0	\$0	\$0	\$0	\$0	\$0	\$0	\$0
Inspection & Testing		\$0	\$4,979	\$0	\$0	\$0	\$0	\$0	\$0	\$0	\$4,979
Project Management		\$0	\$3,240	\$0	\$0	\$0	\$0	\$0	\$0	\$0	\$3,240
Cap Equipment		\$0	\$0	\$7,534	\$0	\$0	\$0	\$0	\$0	\$0	\$7,534
Non-Cap Equipment		\$0	\$0	\$0	\$0	\$0	\$0	\$0	\$0	\$0	\$0
Total		\$0	\$20,219	\$7,534	\$0	\$0	\$0	\$0	\$0	\$0	\$27,753
Project Budget	\$27,753										
Less Other Funding	\$0										
Net	\$27,753										
Actual Measure AA Expenditures	\$27,753										
Running Balance	\$0										

SANTA MONICA COMMUNITY COLLEGE DISTRICT
MEASURE AA EXPENDITURES
FUND 42.4
As of June 30, 2018

Projects	Budget	09/10 Final	10/11 Final	11/12 Final	12/13 Final	13/14 Final	14/15 Final	15/16 Final	16/17 Final	17/18 Final	Combined Totals
AA 7100153											
Emergency Lighting, Fire Alarm, and Security System (119)											
Supplies		\$0	\$0	\$0	\$0	\$2,348	\$0	\$0	\$2,671	\$0	\$5,020
Consultants		\$0	\$0	\$0	\$0	\$0	\$16	\$0	\$0	\$0	\$16
Telecom Fee		\$0	\$0	\$0	\$0	\$0	\$800	\$0	\$0	\$0	\$800
Maintenance Contract		\$0	\$0	\$648	\$0	\$39,700	\$0	\$2,700	\$0	\$0	\$43,048
Software Support		\$0	\$0	\$24,765	\$0	\$106,367	\$0	\$2,232	\$0	\$0	\$133,365
Other Contract Services		\$0	\$0	\$0	\$0	\$47,695	\$0	\$4,643	\$1,560	\$0	\$53,897
Building & Additions		\$0	\$0	\$0	\$0	\$110	\$2,648,866	\$4,129,145	\$1,308,230	\$763,170	\$8,849,521
Architect		\$0	\$0	\$0	\$0	\$0	\$18,925	\$0	\$0	\$5,047	\$23,972
Engineering		\$0	\$0	\$0	\$0	\$211,030	\$389,013	\$156,247	\$255,798	\$358,560	\$1,370,648
Inspection & Testing		\$0	\$0	\$0	\$0	\$0	\$0	\$58,831	\$4,800	\$0	\$63,631
Project Management		\$0	\$0	\$0	\$0	\$51,008	\$52,044	\$79,285	\$16,500	\$49,738	\$248,574
Cap Equipment		\$0	\$0	\$0	\$0	\$89,415	\$0	\$5,871	\$0	\$0	\$95,286
Non-Cap Equipment		\$0	\$0	\$6,087	\$0	\$392,586	\$8,348	\$0	\$0	\$0	\$407,022
Total		\$0	\$0	\$31,500	\$0	\$940,259	\$3,118,012	\$4,438,953	\$1,589,560	\$1,176,515	\$11,294,799
Project Budget	\$11,520,794										
Less Other Funding	\$0										
Net	\$11,520,794										
Actual Measure AA Expenditures	\$11,294,799										
Running Balance	\$225,995										
AA 7100142											
Student Services (120)											
Supplies		\$0	\$0	\$0	\$0	\$0	\$0	\$0	\$0	\$0	\$0
Consultants		\$0	\$0	\$0	\$0	\$0	\$0	\$0	\$0	\$0	\$0
Telecom Fee		\$0	\$0	\$0	\$0	\$0	\$0	\$0	\$0	\$0	\$0
Maintenance Contract		\$0	\$0	\$0	\$0	\$0	\$0	\$0	\$0	\$0	\$0
Software Support		\$0	\$0	\$0	\$0	\$0	\$0	\$0	\$0	\$0	\$0
Other Contract Services		\$0	\$0	\$0	\$0	\$0	\$0	\$0	\$0	\$0	\$0
Building & Additions		\$0	\$0	\$0	\$0	\$0	\$0	\$0	\$0	\$3,165,626	\$3,165,626
Architect		\$0	\$0	\$0	\$0	\$0	\$0	\$0	\$0	\$0	\$0
Engineering		\$0	\$0	\$0	\$0	\$0	\$0	\$0	\$0	\$0	\$0
Inspection & Testing		\$0	\$0	\$0	\$0	\$0	\$0	\$0	\$0	\$0	\$0
Project Management		\$0	\$0	\$0	\$0	\$0	\$0	\$0	\$0	\$0	\$0
Cap Equipment		\$0	\$0	\$0	\$0	\$0	\$0	\$0	\$0	\$0	\$0
Non-Cap Equipment		\$0	\$0	\$0	\$0	\$0	\$0	\$0	\$0	\$0	\$0
Total		\$0	\$0	\$0	\$0	\$0	\$0	\$0	\$0	\$3,165,626	\$3,165,626
Project Budget	\$6,870,490										
Less Other Funding	\$0										
Net	\$6,870,490										
Actual Measure AA Expenditures	\$3,165,626										
Running Balance	\$3,704,864										
* Other Funding Source: State of California \$1,321,000 received Measure U \$21,131,135, Measure S \$45,595,322, Measure V \$33,624,909 allocated Measure U, S & AA interests \$21,681,308 allocated											
Cost of Issuance (121)											
Cost of Issuance		\$0	\$0	\$0	\$0	\$0	\$285,000	\$0	\$213,026	\$0	\$498,026
Total		\$0	\$0	\$0	\$0	\$0	\$285,000	\$0	\$213,026	\$0	\$498,026
Project Budget	\$498,026										
Less Other Funding	\$0										
Net	\$498,026										
Actual Measure AA Expenditures	\$498,026										
Running Balance	\$0										
Grand Total		\$4,900,734	\$10,935,584	\$17,864,407	\$13,113,759	\$30,388,248	\$39,049,510	\$60,741,756	\$57,313,878	\$52,193,046	\$286,500,922

SANTA MONICA COMMUNITY COLLEGE DISTRICT
 MEASURE V EXPENDITURES
 FUND 42.5
 As of June 30, 2018

Projects	Budget	17/18 Final	Combined Totals
V 7100090			
Replacement Math and Science Extension Building (101)			
Legal		\$0	\$0
Other Contract Services		\$0	\$0
Moving Services		\$0	\$0
Building & Additions		\$675	\$675
Architect		\$2,047,911	\$2,047,911
Engineering		\$0	\$0
Inspection & Testing		\$30,804	\$30,804
Project Management		\$130,874	\$130,874
Cap Equipment		\$0	\$0
Non-Cap Equipment		\$0	\$0
Total		\$2,210,264	\$2,210,264
Project Budget	\$124,958,336		
Less Other Funding	\$42,640,344		
Net	\$82,317,992		
Actual Measure V Expenditures	\$2,210,264		
Running Balance	\$80,107,728		
			* Other Funding Source: Measure U \$308,336, Measure AA \$2,244,008 allocated State of California \$40,088,000 allocated

V 7100142			
Student Services Building (102)			
Other Contract Services		\$0	\$0
Building & Additions		\$0	\$0
Architect		\$0	\$0
Engineering		\$0	\$0
Inspection & Testing		\$55,202	\$55,202
Project Management		\$0	\$0
Total		\$55,202	\$55,202
Project Budget	\$130,224,164		
Less Other Funding	\$96,599,255		
Net	\$33,624,909		
Actual Measure V Expenditures	\$55,202		
Running Balance	\$33,569,707		
			* Other Funding Source: State of California \$1,321,000 received Measure U \$21,131,135, Measure S 45,595,322, Measure AA \$6,870,490 allocated Measure U, S & AA interests \$21,681,308 allocated

SANTA MONICA COMMUNITY COLLEGE DISTRICT
 MEASURE V EXPENDITURES
 FUND 42.5
 As of June 30, 2018

Projects	Budget	17/18 Final	Combined Totals
V 7100240			
Art Complex (105)			
Legal		\$0	\$0
Other Contract Services		\$0	\$0
Moving Services		\$0	\$0
Building & Additions		\$184	\$184
Architect		\$0	\$0
Engineering		\$0	\$0
Inspection & Testing		\$0	\$0
Project Management		\$0	\$0
Cap Equipment		\$0	\$0
Non-Cap Equipment		\$0	\$0
Total		\$184	\$184
Project Budget	\$32,914,000		
Less Other Funding	\$8,914,000		
Net	\$24,000,000		
Actual Measure V Expenditures	\$184		
Running Balance	\$23,999,816		
			* Other Funding Source: State of California \$8,914,000 pending

V 7100188			
Air Conditioning (107)			
Other Contract Services		\$0	\$0
Building & Additions		\$0	\$0
Architect		\$0	\$0
Engineering		\$417,960	\$417,960
Inspection & Testing		\$0	\$0
Project Management		\$4,370	\$4,370
Total		\$422,330	\$422,330
Project Budget	\$10,777,654		
Less Other Funding	\$0		
Net	\$10,777,654		
Actual Measure V Expenditures	\$422,330		
Running Balance	\$10,355,324		

SANTA MONICA COMMUNITY COLLEGE DISTRICT
 MEASURE V EXPENDITURES
 FUND 42.5
 As of June 30, 2018

Projects	Budget	17/18 Final	Combined Totals
V 7100237			
Outdoor Classroom (111)			
Other Contract Services		\$0	\$0
Building & Additions		\$0	\$0
Architect		\$100,000	\$100,000
Engineering		\$0	\$0
Inspection & Testing		\$0	\$0
Project Management		\$0	\$0
Total		\$100,000	\$100,000
Project Budget	\$10,000,000		
Less Other Funding	\$0		
Net	\$10,000,000		
Actual Measure V Expenditures	\$100,000		
Running Balance	\$9,900,000		

S7100048			
Other Bond Related Expenses (116)			
Consultants		\$0	\$0
Lease/Rental		\$0	\$0
Supplies		\$0	\$0
Legal		\$0	\$0
Software License		\$0	\$0
Advertising		\$0	\$0
Other Contract Services		\$0	\$0
Moving Services		\$0	\$0
Building & Additions		\$184	\$184
Project Management		\$0	\$0
Cap Equipment		\$0	\$0
Non-Cap Equipment		\$0	\$0
Total		\$184	\$184
Project Budget	\$300,000		
Less Other Funding	\$0		
Net	\$300,000		
Actual Measure V Expenditures	\$184		
Running Balance	\$299,816		

SANTA MONICA COMMUNITY COLLEGE DISTRICT
 MEASURE V EXPENDITURES
 FUND 42.5
 As of June 30, 2018

Projects	Budget	17/18 Final	Combined Totals
Cost of Issuance (117)			
Cost of Issuance		\$291,277	\$291,277
Total		\$291,277	\$291,277
Project Budget	\$800,000		
Less Other Funding	\$0		
Net	\$800,000		
Actual Measure V Expenditures	\$291,277		
Running Balance	\$508,723		
Grand Total		\$3,079,439	\$3,079,439

**SMC Bond Program
Contractor List as of 6-30-2018**

Student Services (Measure U #0, Measure S #9, Measure AA #120):

Architect – Steinberg Architects, Morris Architects

Contractor – Minco, Bernards Brothers

Engineering – IVA, Cogent Energy Engineering, XL Fire

Inspection & Testing – Geo Labs, BTC Labs - Vertical V, Peak Survey, LPI

Rango Inc., Twining

Project Management – LPI

Replacement Health/PE/Fitness/Dance Building (Measure S #4, Measure AA #104):

Architect – Gensler Architects

Contractor – Bernards Brothers

Engineering – IVA, Glumac

Inspection & Testing – Geo Labs, Ellis Environmental, Twining, Rango Inc.

Project Management – LPI

Early Childhood Development (Measure S #5):

Architect – Carde Ten Architects

Consultant – Child Educational Center

Contractor – The Nazerian Group

Engineering – N/A

Inspection & Testing – Geo Labs, Rango Inc.

Project Management – LPI, Vanir

Malibu Site (Measure S #6, Measure AA #110):

Architect – Quatro Design Group

Contractor – Master Contracting

Consultant – m2 Strategic, Parker Environmental

Engineering – Ensitu Services

Inspection & Testing – Peak Surveys, Ellis Environmental, JL Inspection

Project Management – LPI, m6 Strategic, Vanir

Energy Efficiency Projects (Measure S #7, Measure AA #113):

Architect – N/A

Contractor – Compass Energy Solutions, Johnson Controls

Engineering – Compass Energy Solutions, Johnson Controls

Inspection & Testing – Ellis Environmental

Environmental Performance (Measure AA #101):

Architect – Kishimoto Architects

Contractor – SJ Amoroso Construction

Engineering – P2S Engineering

Inspection & Testing – Cannon, Peak Surveys

Project Management – LPI

Information Technology Relocation (Measure AA #102):

Architect – Morris Architects
Contractor – Minco, Bernards Brothers, Eidim AV Technology
Engineering – IVA, P2S Engineering
Inspection & Testing – Cannon, Peak Surveys, Geo Labs, Ellis Environmental,
Twining, JL Inspection, Rango Inc.
Project Management – LPI, CCS Presentation

Media and Technology Complex (Measure AA #103):

Architect – Clive Wilkinson Architects, Morris Architects
Contractor – H.B. Parkco Construction, Fast Track Construction, CW
Driver, Dimension Data, Key Code Media, Omega
Construction
Consultant – EEG Services
Engineering – IVA, P2S Engineering
Inspection & Testing – Twining, Geo Labs, BTC Labs – Vertical V,
JL Inspection, EEG Services, Ellis Environmental, Rango
Inc., Cannon
Project Management – LPI

Madison East Wing Seismic Upgrade (Measure AA #107):

Architect – DLR Group – WWCOT, LPI
Contractor – Trimax, Bernards Brothers, Dimension Data
Engineering – IVA, Glumac
Inspection & Testing – Twining, Peak Surveys, LPI, All Group Engineering, EEG
Services, Ellis Environmental
Project Management – LPI

Business & Facilities Infrastructure (Measure AA #111):

Architect – LPI, Gwynne Pugh Urban Studio
Contractor – REC+S, Inc., Omega Construction,
Concept Consultant, Inc.
Engineering – N/A
Inspection & Testing – Ellis Environmental, JL Inspection
Project Management – LPI

Community Classroom & Facility Project (Measure AA #114)

Architect – Morris Architects
Contractor – Waisman Construction, Spinitar, Trimax
Engineering – IVA
Inspection & Testing – LPI, Twining
Project Management – LPI

Satellite Campus Parking Facilities and Roadway Improvements (Measure S #8)

Architect – N/A
Contractor – N/A
Engineering – MK Engineering Group
Inspection & Testing – N/A
Project Management – LPI

Roadways, walkways, Grounds, Parking Lots, and Garages (Measure AA #116)

Architect – LPI, DLR Group - WWCOT
Contractor – Trimax, Pub Construction
Consultant – Walker Parking
Engineering – MK Engineering
Inspection & Testing – Ellis Environmental, Peak Surveys, LPI
Project Management – LPI

Emergency Lighting, Fire Alarm, and Security System (Measure AA #119)

Architect – N/A
Contractor – Red Hawk Fire and Security, Nexus
Consultant – IVA
Engineering – MDC Engineers
Inspection & Testing – Rango Inc.
Project Management – LPI

Signage Safety/Information (Measure S #15)

Architect – N/A
Contractor – Sign Excellence
Consultant – APCO
Engineering – N/A
Inspection & Testing – N/A
Project Management – LPI

Math and Science Addition (Measure AA #106)

Architect – Cannon Design
Contractor – N/A
Consultant – N/A
Engineering – Arup
Inspection & Testing – N/A
Project Management – Vanir