An aerial photograph of the Santa Monica Community College campus. The central focus is a modern building with a large, cantilevered red roof and a glass facade. The foreground is a paved plaza with several palm trees and a small waterfall feature. People are seen walking and sitting on the plaza. The sky is clear and blue. The text "SANTA MONICA COMMUNITY COLLEGE DISTRICT" is overlaid in white, serif font at the top. The text "CITIZENS' BOND OVERSIGHT COMMITTEE" is overlaid in white, serif font in the lower middle section. The image is framed by a dark green bar on the left and a dark red bar on the right and bottom.

SANTA MONICA COMMUNITY COLLEGE DISTRICT

CITIZENS' BOND OVERSIGHT COMMITTEE

Annual Report 2015-2016



Santa Monica Community College District
Citizens' Bond Oversight Committee

ANNUAL REPORT, 2015-2016

ANNUAL REPORT, 2015-2016

Submitted to the
Santa Monica Community College District
BOARD OF TRUSTEES

Dr. Louise Jaffe, Chair
Dr. Andrew Walzer, Vice-Chair
Dr. Susan Aminoff
Dr. Nancy Greenstein
Dr. Margaret Quiñones-Perez
Rob Rader
Barry Snell
Laura Zwicker, Student Trustee

CITIZENS' BOND OVERSIGHT COMMITTEE 2015-2016

Jeffrey Graham, Chair
Sion Roy, Vice-Chair
Sharon Barovsky
Michael Dubin
Katherine Reuter
Aurelia Rhymer
Sonya Sultan
Sam Zivi

Staff Support

Greg Brown, Director of Facilities/Planning
Emil Zordilla, Assistant Director, Facilities Planning
Charlie Yen, Director of Contracts
Ramin Nematollahi, Committee Coordinator

TABLE OF CONTENTS



Santa Monica Community College District CITIZENS' BOND OVERSIGHT COMMITTEE

ANNUAL REPORT, 2015-2016

Statement of Compliance

Measure U	3
Measure S.....	4
Measure AA.....	5

Citizens' Bond Oversight Committee Proceedings and Activities.....6

Minutes of Meetings

July 15, 2015	7
October 21, 2015	10
January 20, 2016	13
April 20, 2016	16

SMC Capital Outlay Program – Bond Project Descriptions and Project Status20

SMC Capital Construction Budget Summary as of June 30, 201633

Bond Budgets

Measure U	34
Measure S.....	36
Measure AA.....	38

Bond Sales/Expenses Report.....40

Measure U Reports

Project Schedule.....	41
Expenditures	42

Measure S Reports

Project Schedule.....	51
Expenditures	52

Measure AA Reports

Project Schedule.....	60
Expenditures	61

SMC Bond Program Contractor List71



Santa Monica Community College District
Citizens' Bond Oversight Committee

ANNUAL REPORT, 2015-2016

STATEMENT OF COMPLIANCE
MEASURE U FUNDS

This Annual Report is submitted to the Board of Trustees by the Santa Monica Community College District Citizens' Bond Oversight Committee.

The Committee advises that, to the best of its knowledge, the Santa Monica Community College District is in compliance with the requirements in Article XIII A, Section 1(b)(3) of the California Constitution. In particular, bond revenue has been expended only for the purposes so described in Measure U and no funds were used for any teacher or administrative salaries or other operating expenses as prohibited by Article XIII A, Section 1(b)(3)(a) of the California Constitution.

Respectfully

Submitted:

 Date: 10/19/16

Jeffrey Graham, Chair Citizens' Bond Oversight Committee



Santa Monica Community College District
Citizens' Bond Oversight Committee

ANNUAL REPORT, 2015-2016

STATEMENT OF COMPLIANCE
MEASURE S FUNDS

This Annual Report is submitted to the Board of Trustees by the Santa Monica Community College District Citizens' Bond Oversight Committee.

The Committee advises that, to the best of its knowledge, the Santa Monica Community College District is in compliance with the requirements in Article XIII A, Section 1(b)(3) of the California Constitution. In particular, bond revenue has been expended only for the purposes so described in Measure S and no funds were used for any teacher or administrative salaries or other operating expenses as prohibited by Article XIII A, Section 1(b)(3)(a) of the California Constitution.

Respectfully

Submitted:  Date: 10/19/16
Jeffrey Graham, Chair Citizens' Bond Oversight Committee



Santa Monica Community College District
Citizens' Bond Oversight Committee

ANNUAL REPORT, 2015-2016

STATEMENT OF COMPLIANCE
MEASURE AA FUNDS

This Annual Report is submitted to the Board of Trustees by the Santa Monica Community College District Citizens' Bond Oversight Committee.

The Committee advises that, to the best of its knowledge, the Santa Monica Community College District is in compliance with the requirements in Article XIII A, Section 1(b)(3) of the California Constitution. In particular, bond revenue has been expended only for the purposes so described in Measure AA and no funds were used for any teacher or administrative salaries or other operating expenses as prohibited by Article XIII A, Section 1(b)(3)(a) of the California Constitution.

Respectfully

Submitted:

 Date: 10/19/16

Jeffrey Graham, Chair Citizens' Bond Oversight Committee



CITIZENS' BOND OVERSIGHT COMMITTEE
PROCEEDINGS AND ACTIVITIES

Meetings of the Citizens' Bond Oversight Committee

The Committee conducts its meetings in accordance with provisions of the Ralph M. Brown Public Meetings Act, Government Code Sections 54950 *et seq.* Meeting notices and agendas are sent to members of the Committee within the required period of time and are also posted at eight Santa Monica College campus locations and satellite sites.

Meeting notices, agendas, minutes and all documents and reports received by the Committee members are a matter of public record and made available on the SMC website: <http://www.smc.edu/CBOC>

The SMC Bond Program website is located at: www.smcbondprogram.com

Minutes of the quarterly meetings are included on the following pages.



A meeting of the Santa Monica Community College District Citizens' Bond Oversight Committee was held on Wednesday, July 15, 2015 in Drescher Hall Room 300-E (the Loft) at Santa Monica College, 1900 Pico Boulevard, Santa Monica, California.

I. **CALL TO ORDER** - 8:02 a.m.

2. **ROLL CALL**

Michael Dubin – Present
Jeffrey Graham - Present
Katherine Reuter – Present
Sion Roy –Present
Sonya Sultan – Present
Sam Zivi – Present

Others Present:

Chris Bonvenuto, Chief Director, Business Services
Greg Brown, Director of Facilities Planning
Lisa Rose, Citizens' Bond Oversight Committee Coordinator
Charlie Yen, Director, Contracts
Emil Zordilla, Assistant Director of Facilities Planning

2. **APPROVAL OF MINUTES**

The minutes of the Citizens' Bond Oversight Committee meeting of April 15, 2015 were unanimously approved.

3. **ELECTION OF CHAIR AND VICE-CHAIR, 2015-2017**

Jeffrey Graham and Sion Roy were unanimously elected Chair and Vice-Chair, respectively, of the Citizens' Bond Oversight Committee, 2015-2017.

4. **REAPPOINTMENT OF MEMBERS TO THE CITIZENS' BOND OVERSIGHT COMMITTEE**

At its meeting on July 1, 2014, the SMCCD Board of Trustees reappointed the following members to the Citizens' Bond Oversight Committee, for a two-year term, 2015-2017:

Michael Dubin
Sion Roy
Sonya Sultan

Note: The SMC Associated Students will recommend a student representative in September.

5. **REPORTS and DISCUSSION**

SMC Bond Construction Projects Update: Greg Brown presented a visual overview of the following bond construction projects:

- Health/P.E./Fitness/Central Plant Project: Excavation and foundation. The project is expected to be completed by the end of 2016.

- Academy of Entertainment and Technology: New parking structure, KCRW Building and academic building. The project is expected to be completed by August 2016.
- Both phases of the Information Technology building project have been completed.
- Student Services Building: The design stage for this project has been completed and sent to the Division of State Architect (DSA) for review. They will start plan check on August 13th. Construction is expected to start early 2016.
- The Early Childhood Education Center is a cooperative project with the City of Santa Monica. The College went through the full process with several agencies (Architectural Review Board, Planning Commission and SM City Council) for approval of the project. Once the plans are completed by the architect, they will be submitted to DSA for approval probably towards the end of 2015.
- The College is going through a formal process for the Malibu project. The Environmental Impact Report (EIR) has been published and has a review period of 60 days for public comment. The final EIR will be approved this fall. The plans are almost out of DSA, so the project could start early 2016. It is expected that the City of Malibu will proceed with the sewer system.

State Bond/Local Bond

There has not been a state bond for capital construction since 2006. There is now a signature gathering campaign for a state bond for 2016 which would include funds for community colleges. The Math/Science building has been submitted to the Chancellor’s Office in the College’s five-year construction plan in order to be eligible for state funding if a bond passes.

Measure U, S and AA and Bond Sales Expenses Reports (reports included with agenda)

- The SMC Bond Capital Construction Budget Summary as of June 30, 2015 reports the following:

Measure U Budget:	\$160,000,000
Measure S Budget:	\$143,500,000
Measure AA Budget	\$295,000,000
Other Funding Received:	\$ 43,968,930
Other Funding Pending	\$ 53,980,950
Total Budget	\$696,449,880
Estimate at Completion	\$696,449,880
Bond Funds Remaining	\$266,808,527

- Measure U: Total Measure U expenditures last period were \$646,735; total remaining funds are \$14,720,771; no budget variance.
- Measure S: Total expenditures last period were \$1,666,010 total remaining funds are \$63,932,919; no budget variance.
- Measure AA: Total expenditures last period were \$8,869,425; total remaining funds are \$188,154,837; with a budget variance of \$6,269,297 transferred from Drescher–Academic Modernization, Bookstore, Pico Promenade to cover expenses for three other Measure AA projects (Infrastructure & Technology – Information Technology Relocation and Media and Technology Complex – Academy Site).

- The *Bond Sales/Expenses Report* indicates total bond amounts, bond issue dates/amounts, unsold bond amount and total available as of June 30, 2015.

Total Bond	\$598,500,000
Total Available	\$528,492,559
Total Expenses	\$331,691,473
Total Available Remaining	\$196,801,086
Total Unsold Bond	\$ 70,007,441

- The *SMC Bond Construction Program Contractor List* as of June 30, 2015 was presented for information.
- Current information on all bond construction projects is available at: <http://smcbondprogram.com/>
- Agendas, minutes and other related material regarding the Citizens’ Bond Oversight Committee are available at: <http://www.smc.edu/CBOC>

6. PUBLIC COMMENTS

7. SCHEDULE OF MEETINGS, 2015-2016

Wednesdays at 8 a.m.

- July 15, 2015
- October 21, 2015
- January 20, 2016
- April 20, 2016

8. ADJOURNMENT – 9 a.m.

The next meeting of the Citizens’ Bond Oversight Committee will be held on Wednesday, October 21, 2015 at 8 a.m. Drescher Hall 300-E (the Loft) at Santa Monica College.



A meeting of the Santa Monica Community College District Citizens' Bond Oversight Committee was held on Wednesday, October 21, 2015 in Drescher Hall Room 300-E (the Loft) at Santa Monica College, 1900 Pico Boulevard, Santa Monica, California.

I. **CALL TO ORDER** - 8:00 a.m.

2. **ROLL CALL**

Jeffrey Graham, Chair - Present
Sion Roy, Vice-Chair –Present
Sharon Barovsky – Present
Michael Dubin – Present
Katherine Reuter – Absent
Aurelia Shymer – Present
Sonya Sultan – Present
Sam Zivi – Present

Staff Present:

Don Girard, Senior Director Government Relations and Institutional Communications
Bob Isomoto, Vice-President, Business/Administration
Ramin Nematollahi, Office of Business/Administration
Lee Paul, LPI
Lisa Rose, Citizens' Bond Oversight Committee Coordinator
Charlie Yen, Director, Contracts
Emil Zordilla, Assistant Director of Facilities Planning

2. **APPROVAL OF MINUTES**

Motion was made by Michael Dubin and seconded by Sam Zivi to approve the minutes of the Citizens' Bond Oversight Committee meeting of July 15, 2015. *Unanimously approved.*

3. **INTRODUCTION OF NEW MEMBERS**

Sharon Barovsky, 2015-2017 (*appointed by Board of Trustees on August 4, 2015*)
Aurelia Rhymer, SMC student representative for a one-year term, 2015-2016 (*appointed by the Board of Trustees on September 1, 2015*)

4. **CITIZENS' BOND OVERSIGHT COMMITTEE ANNUAL REPORT, 2014-2015**

Motion was made by Sonya Sultan and seconded by Sam Zivi to approve the Citizens' Bond Oversight Committee Annual Report, 2014-2015. *Unanimously approved.*

5. **REPORTS and DISCUSSION**

SMC Bond Construction Projects Update:

- A visual overview of the following bond construction projects was presented:
 - Center for Media and Design (formerly Academy of Entertainment and Technology):
The project is expected to be completed for occupancy by Fall 2016.
 - Performing Arts Center: Expected completion in April/May 2016

- Health, PE, Dance/Central Plant: There will be a topping off ceremony in November.
- Air conditioning in existing buildings: As part of the Central Plant Connections project, HSS Buildings, Theater Arts Building, and the Library will be retrofitted/upgraded with air conditioning.
- Student Services Building: The design stage for this project has been completed and sent to the Division of State Architect (DSA) for review. It is expected to be approved by DSA by the end of December. There are four pre-qualified bidders. Construction is expected to start second quarter 2016 with estimated 24-month construction period.

In response to a question about this being the second set of plans for the Student Services Building, it was explained that the first set of plans was submitted to DSA, and state seismic requirements related to the design of the building kept changing. Consequently, the building as designed became unaffordable. The new design keeps the project within budget, adds slightly more usable interior space, and provides improved flexibility for use of space. The new design incorporates the existing excavation for underground parking.

- The Early Childhood Education Center is a cooperative project with the City of Santa Monica. The College has completed the entitlement process, including the EIR for the Civic Center, approval by the Planning Commission, and approval by the City Council. Construction documents are being prepared which will be sent to DSA for approval.

Measure U, S and AA and Bond Sales Expenses Reports (reports included with agenda)

- The SMC Bond Capital Construction Budget Summary as of June 30, 2015 reports the following:

Measure U Budget:	\$160,000,000
Measure S Budget:	\$143,500,000
Measure AA Budget	\$295,000,000
Other Funding Received:	\$ 43,968,930
Other Funding Pending	\$ 53,980,950
Total Budget	\$696,449,880
Estimate at Completion	\$696,449,880
Bond Funds Remaining	\$251,939,976

- Measure U: Total Measure U expenditures last period were \$56,938; total remaining funds are \$14,492,6121; no budget variance.
- Measure S: Total expenditures last period were \$1,381,335 total remaining funds are \$60,493,665; no budget variance. Unsold bond amount: \$20,002,143.
- Measure AA: Total expenditures last period were \$1,794,059; total remaining funds are \$176,953,699; no budget variance. Unsold bond amount: \$50,004,171.
- The *Bond Sales/Expenses Report* indicates total bond amounts, bond issue dates/amounts, unsold bond amount and total available as of September 30, 2015.

Total Bond	\$598,500,000
Total Available	\$528,492,559
Total Expenses	\$346,560,024
Total Available Remaining	\$181,932,535
Total Unsold Bond	\$ 70,007,441

- The *SMC Bond Construction Program Contractor List* as of September 30, 2015 was presented for information.
- Current information on all bond construction projects is available at: <http://smcbondprogram.com/>
- Agendas, minutes and other related material regarding the Citizens' Bond Oversight Committee are available at: <http://www.smc.edu/CBOC>
- Future Facilities and Funding
 - A handout providing a brief overview of the history of Santa Monica and Malibu voter support for Santa Monica College, beginning in 1940 with the purchase of 29 acres for the main campus, was distributed at the meeting and is attached.
 - The District is examining the possibility of a 2016 funding measure. The Board of Trustees and staff will study remaining needs to complete the 2010 SMC Facilities Master Plan and other improvements that may be identified. Possible projects might include replacement of all temporary buildings dating from the 1994 Northridge earthquake, replacing a small 1970s temporary structure serving ESL, providing for the full financing of the proposed expansion of a Science and Math addition, providing a new Campus Police station and community room, and addressing certain needed safety improvements. Possible projects may also include joint projects with other local agencies. A poll to determine potential support by the public for a 2016 funding measure will likely be conducted prior to February 2016.

6. PUBLIC COMMENTS - None

7. SCHEDULE OF MEETINGS, 2015-2016

Wednesdays at 8 a.m.

January 20, 2016

April 20, 2016

8. ADJOURNMENT – 9:14 a.m.

The next meeting of the Citizens' Bond Oversight Committee will be held on Wednesday, January 20, 2016, at 8 a.m. Drescher Hall 300-E (the Loft) at Santa Monica College.



A meeting of the Santa Monica Community College District Citizens' Bond Oversight Committee was held on Wednesday, January 20, 2016 in Drescher Hall Room 300-E (the Loft) at Santa Monica College, 1900 Pico Boulevard, Santa Monica, California.

I. **CALL TO ORDER** - 8:02 a.m.

2. **ROLL CALL**

Jeffrey Graham, Chair – Not Present
Sion Roy – Present
Sharon Barovsky - Present
Michael Dubin – Not Present
Katherine Reuter – Present
Aurelia Rhymer – Present
Sonya Sultan – Present
Sam Zivi – Present

Others Present:

Chris Bonvenuto, Chief Director, Business Services
Greg Brown, Director of Facilities and Planning
Don Girard, Senior Director, Government Relations/Institutional Communications
Ramin Nematollahi, Citizens' Bond Oversight Committee Coordinator
Charlie Yen, Director, Contracts
Emil Zordilla, Assistant Director, Facilities Planning
Lisalee Wells, representing Santa Monica College District Bond Counsel, Nixon Peabody
Renee S. Graves, representing Vicenti, Lloyed, Stutzman LLP

3. **APPROVAL OF MINUTES – October 21, 2015**

Motion was made by Katherine Reuter and seconded by Sonya Sultan to approve the minutes of Citizen's Bond Oversight Committee meeting on October 21, 2015. *Unanimously approved.*

4. **CONFLICT OF INTEREST FORMS**

Members were reminded to sign and submit their Conflict of Interest forms for 2016.

5. **ROLES/RESPONSIBILITY OF CITIZENS' BOND OVERSIGHT COMMITTEE:** Lisalee Wells, representing the Santa Monica College District's bond counsel Nixon Peabody, provided an orientation and update for Citizens' Bond Oversight Committee role and responsibility. Discussion involved about revising the Citizens' Bond Oversight Committee By-Laws term limits from serving two, two-year-terms to three, two-year-terms in accordance with new changes, Lisalee Wells will present the revised ByLaws. Additionally the committee expressed interest in school site visits, including KCRW, and arrangements will be made to accommodate. The presentation covered the following topics:

1. General Obligation Bonds

- a. Historical Framework (Proposition 39)
- b. Cost of Borrowing
- c. Procedural Steps
- d. Campaign Promises (Project Lists)
- e. Bond Proceeds

- 2. **Citizens' Bond Oversight Committee**
 - a. Organizational representation
 - b. Brown Act/Basic Requirements
 - c. Annual Report
 - d. Oversight
 - e. Purpose of Committee
- 3. **Arbitrage**
- 4. **Private Use projects**

6. **2014-2015 PROP 39 FINANCIAL AUDIT AND PERFORMANCE AUDIT REPORTS:**

Renée S. Graves, representing the District's auditing firm of Vicenti Lloyd & Stutzman, LLP, and Chris Bonvenuto, Chief Director of Fiscal Services, provided an overview of the 2014-2015 Prop 39 Financial Audit and Performance Audit Reports. The Auditor indicated that there were no instances of noncompliance in both audits and did not identify any exceptions or deficiencies. Both audits will be presented to the Board of Trustees along with the District's Audit Report at the Board meeting on February 2, 2016.

Motion was made by Sonya Sultan seconded by Katherine Reuter to accept the **2014-2015 Prop 39 Financial Audit and Performance Audit Report**. *Unanimously approved by the committee.*

7. **REPORTS and DISCUSSION**

Measure U, S and AA and Bond Sales Expenses Reports (reports included with agenda)

The SMC Bond Capital Construction Budget Summary as of December 31, 2015 reports the following:

Measure U Budget:	\$160,000,000
Measure S Budget:	\$143,500,000
Measure AA Budget	\$295,000,000
Other Funding Received:	\$ 43,968,930
Other Funding Pending:	\$ 53,980,950
Total Budget:	\$696,449,880
Estimate at Completion:	\$696,449,880
Bond Funds Remaining:	\$240,612,175

- **Measure U:** Total Measure U expenditures last period were **\$216,758**; total remaining funds are **\$14,275,854**. Remaining Measure U funds will be used for the Student Services Project.
- **Measure S:** Total expenditures last period were **\$2,958,027** total remaining funds are **\$57,535,638**. Remaining Measure S funds will be used for the Early Childhood Education Center, Health/P.E./Fitness/Central Plant project, Malibu, and the Student Services Project.
- **Measure AA:** Total expenditures last period were **\$8,153,016**; total remaining funds are **\$168,800,683**. Remaining Measure AA funds will be used for the Academy of Entertainment and Technology, Information Technology, Health/P.E./Fitness/Central Plant Project, Madison East Wing, the Student Services Project, and security projects.
- The Bond Sales/Expenses Report indicates total bond amounts, bond issue dates/amounts, unsold bond amount and total available as of December 31, 2015.

Total Bond	\$598,500,000
Total Available	\$528,492,559
Total Expenses	\$357,887,825

**Total Available Remaining
Total Unsold Bond**

**\$170,604,734
\$ 70,007,441**

- The SMC Bond Construction Program Contractor List as of December 31, 2015 was presented for information.
- Current information on all bond construction projects are available at: <http://smcbondprogram.com/>
- Agendas, minutes and other related material regarding the Citizens' Bond Oversight Committee are available at: <http://www.smc.edu/CBOC>

5. PUBLIC COMMENTS:

None

6. SCHEDULE OF MEETINGS, 2015-2016

Wednesday at 8 a.m., April 20, 2016

7. ADJOURNMENT – 9:33 a.m.

The next meeting of the Citizens' Bond Oversight Committee will be held on Wednesday, April 20, 2016 at 8 a.m. in Drescher Hall 300-E (the Loft) at Santa Monica College, 1900 Pico Boulevard, Santa Monica, California.



A meeting of the Santa Monica Community College District Citizens' Bond Oversight Committee was held on Wednesday, April 20, 2016 in Drescher Hall Room 300-E (the Loft) at Santa Monica College, 1900 Pico Boulevard, Santa Monica, California.

1. **CALL TO ORDER** - 8:04 a.m.
2. **ROLL CALL**

Jeffrey Graham (Chair) - Present
Sion (Shy) Roy (Vice Chair) - Present
Sharon Barovsky – **Not Present**
Michael Dubin – Present
Katherine Reuter – Present
Sion Roy – Not Present
Sonya Sultan – Present
Sam Zivi – **Not Present**

Others Present:

Dr. Kathryn Jeffery, Superintendent/President
Chris Bonvenuto, Chief Director, Business Services
Greg Brown, Director of Facilities and Planning
Don Girard, Senior Director, Government Relations/Institutional Communications
Ramin Nematollahi, Citizens' Bond Oversight Committee Coordinator
Charlie Yen, Director, Contracts
Emil Zordilla, Assistant Director, Facilities Planning
Regina Ip, Social Media Manager

3. **APPROVAL OF MINUTES – January 20, 2016**

Motion was made by Sonya Sultan and seconded by Katherine Reuter to approve the minutes of Citizens' Bond Oversight Committee as is. *The minutes were approved unanimously.*

4. **REPORTS and DISCUSSION**

SMC Bond Construction Projects Update: Greg Brown presented a visual overview of the following bond construction projects:

- **Center for Media and Design**: This project is progressing as planned and the future home of KCRW and the Center for Media & Design is projected to be completed at the end of 2016.
- **East Wing Performing Arts Center**: The Performing Arts Center – East Wing was formerly the Madison Elementary School. The District has done several renovations to the campus and has recently added the Broad Stage and Edye Second Space as part of a Performing Arts Center. The campus is also home to the Music Department. Constructed in the 1930's the original building's East Wing has some seismic deficiencies that need to be remedied. The one-story East Wing currently houses a multipurpose room and some offices. The Facilities Master Plan shows the east wing being replaced by a new two-story facility that would include a multipurpose room, offices and music classroom/labs. The project is on track to be completed by the end of 2016.
- **Health/P.E./Fitness/Central Plant**: Approximately 63,500 square feet of new construction and is comprised of a three-story above grade building consisting of athletic locker rooms,

classrooms, fitness center, dance studios, offices, restrooms and a climbing wall. In addition, the new building will house a central plant facility on the ground floor and thermal energy storage (“TES”) located within a below grade basement. The central plant is intended to provide chilled water to multiple buildings elsewhere on campus and, as such, the chilled water distribution loop is included in the scope of the project. The basement level will also contain electrical equipment rooms, boilers and other infrastructure. Approximately 18,800 square feet of the adjacent Pavilion is to be remodeled and renovated as part of the Project. Projected to be completed in 2016.

- **Financial Aid Relocation:** This project includes the modernization of space currently used by Bookstore for deliveries and storage to office space for Financial Aid. Includes creating access to space from walkway along west side of Admin Bungalows, new seating in area currently used for loading and creation of offices, workstations and conference room using systems furniture. The financial aid offices will be relocated to the first floor of Drescher hall and should be operational by summer of 2016.
- **Student Services Building:** The Division of State Architect (DSA) has approved the design. Construction bids are anticipated and will be presented to the Board of Trustees. Greg recapped the specifics of the building:
 - The first floor includes a lobby, Welcome Center, Admissions/Records, Financial Aid, Assessment Center, and Disabled Students Center, an orientation hall (auditorium), with seating up to 300, the Bursar’s Office and an atrium which will allow natural light into the building. The second floor includes a lobby, upper level of the orientation hall, Counseling and special programs. The third floor includes International Students. The building will have substantial parking for staff and visitors.The Student Services Building is expected to break ground in summer 2016 and is to be completed in 2018.
- **Malibu Campus:** The Planning Committee and City Council of Malibu have approved the project. A 14-day waiting period is in place to address any concerns from the Coastal Commission. No foreseeable challenges are anticipated. Completion for this project is projected for the end of 2018.
- **Early Childhood Education Center:** This is a laboratory school located on the Civic Center property for SMC students to be operated by a third party. The college is working with the City of Santa Monica on this project. The plans are to be submitted to the Division of State Architects (DSA) February of 2017 and construction is to commence May 2017. The project is to be completed end of 2018.

Dr. Kathryn Jeffery welcomed the committee and thanked them for their service and time. She expressed support for a 2016 Bond measure and stated the importance of updating the aging buildings on campus. She also discussed working closely with Bond measures at Sacramento City College and she looks forward to working with the community in completing this goal.

State Bond/Local Bond

There has not been a state bond for capital construction since 2006. The Board of Trustees held a Special Session in March to discuss possible 2016 Bond measure. Current surveys show that a bond measure on the November ballot is favorable. Further surveys will be conducted. The bond would fund the update of aging buildings including the Liberal Arts, Letters & Science, Math Complex, Arts Complex and the Police department. Furthermore, funding would be used for an addition to the Science Building. Greg stated \$40 Million in state modernization apportionment funds is available in updating the Letters & Science and the Liberal Arts buildings and a request will be made to the to secure \$20 Million in state modernization apportionment funds in updating the Arts Complex. This funding would be in addition to the November bond measure.

Measure U, S and AA and Bond Sales Expenses Reports (reports included with agenda)

- The SMC Bond Capital Construction Budget Summary as of March 31, 2016 reports the following:

Measure U Budget:	\$160,000,000
Measure S Budget:	\$143,500,000
Measure AA Budget	\$295,000,000
Other Funding Received:	\$ 26,019,534
Other Funding Pending	\$ 50,250,950
Total Budget	\$694,767,779
Estimate at Completion	\$694,767,779
Bond Funds Remaining	\$218,693,634

- Measure U: Total Measure U expenditures last period were \$1,022,891; total remaining funds are \$13,252,963; no budget variance.
- Measure S: Total expenditures last period were \$1,531,579 total remaining funds are \$56,004,059; no budget variance.
- Measure AA: Total expenditures last period were \$19,364,071; total remaining funds are \$149,436,612; no budget variance.
- The *Bond Sales/Expenses Report* indicates total bond amounts, bond issue dates/amounts, unsold bond amount and total available as of March 31, 2016.

Total Bond	\$598,500,000
Total Available	\$528,492,559
Total Expenses	\$379,806,366
Total Available Remaining	\$148,686,193
Total Unsold Bond	\$ 70,007,441

- The *SMC Bond Construction Program Contractor List* as of March 31, 2016 was presented for information.
- Agendas, minutes and other related material regarding the Citizens' Bond Oversight Committee are available at: <http://www.smc.edu/CBOC>
- Current information on all bond construction projects is available at: <http://smcbondprogram.com>

5. INFORMATION – Expiring terms of members of the Citizens' Bond Oversight Committee

The terms of the following members of the Citizens' Bond Oversight Committee are expiring effective June 30, 2016 and are eligible for reappointment:

- Jeffrey Graham - Local Business
- Katherine Reuter - Senior Citizen's Organization
- Samuel Zivi – Local Community/Business/Senior Citizen's Organization
- The associate student representative will be selected in September.

The terms of the following members of the Citizens' Bond Oversight Committee are expiring effective June 30, 2017 and are eligible for reappointment:

- Sharon Barvosky, Local Community-Malibu
- Michael Dubin, Business Community/Taxpayers Organizations
- Sonya Sultan, Local/Business Community
- Sion Roy, Business Community/Taxpayers Association

The Board of Trustees will follow a recruitment and application process to appoint/reappoint members to fill the vacancies.

6. PUBLIC COMMENTS - None

7. SCHEDULE OF MEETINGS, 2016-2017

Wednesdays at 8 a.m.

July 20, 2016

October 19, 2016

January 18, 2017

April 19, 2017

8. ADJOURNMENT – 8:57 a.m.

The next meeting of the Citizens' Bond Oversight Committee will be held on Wednesday, July 20, 2016 at 8 a.m. Drescher Hall 300-E (the Loft) at Santa Monica College.



SANTA MONICA COMMUNITY COLLEGE DISTRICT

**Capital Outlay Program
Bond Project Descriptions
And Project Status**

July 2016

Prepared by SMC Facilities Planning

Introduction

The District's capital outlay program consists of larger non-maintenance projects that are generally over \$100,000, typically financed by local taxpayer approved bonds. The capital projects include new buildings, replacement buildings, renovations, property acquisition, parking, site work, landscaping, infrastructure, security, and technology.

Over the last several decades, Santa Monica and Malibu voters have approved four safety and modernization bond measures in support of the college's career and academic programs:

Proposition T	1992	\$ 23,000,000
Measure U	2002	\$160,000,000
Measure S	2004	\$135,000,000
Measure AA	2008	\$295,000,000

By way of background, local bonds financed the original Main Campus, built in the 1950s and 1960s. However, in subsequent years until 1992, the District depended primarily on limited state funding, so only a few large projects were built. After the 1994 Northridge Earthquake and the extensive damage to the Main Campus, the District received federal FEMA support for rebuilding which started the current era of major construction on the campus.

In addition to the local bonds listed above, there has been significant financial support from federal, state and city sources along with the District's own capital funds.

The 1998 Facilities Master plan was a major effort in guiding the modernization and development of the Main Campus after the Northridge earthquake. Additional facility assessments were conducted in 2001, 2002, and 2003. In 2007, a master plan was added for the development of the Bundy Campus. In 2010, an update of the Facilities Master Plan was completed to address other safety and modernization improvements on the Main Campus and to incorporate the satellite campuses.

A new 2016 Facilities Master Plan Update will be prepared during Spring 2016 to guide to determine the need for future projects.

Highlights of the completed projects include the purchase of the Bundy Campus and Emeritus College, and the construction of the Theatre Arts, Broad Stage, HSS Building, Campus Quad and Information Technology. Projects currently in planning or construction include a new Child Development Center, a Malibu Campus, a Health, PE, Fitness and Dance Complex, Student Services, and a redeveloped Academy of Entertainment & Technology Campus with new facilities for KCRW.

Bond Program Overview

Project	Funding Source	Total Cost	Status 6/30/16
Purchase of Bundy Site	U	\$30,280,878	Completed 2002
Emeritus College	U, SMC Foundation	\$9,603,782	Completed 2003
Purchase of 1738 Pearl Street	U	\$749,208	Completed 2003
Library Renovation & Expansion	T, State, FEMA	\$23,600,000	Completed 2003
PE/Dance/Athletics Office Relocation	U	\$2,797,033	Completed 2004
Math Complex	U	\$1,458,690	Completed 2004
Bundy Campus West Building	U	\$23,291,387	Completed 2005
Malibu Storm Water Infrastructure P-I	S	\$2,500,000	Completed 2005
Renovation of Theatre Arts	U	\$19,544,314	Completed 2006
Music Complex - Performing Arts	U	\$4,623,547	Completed 2007
HSS North/South	U, State, FEMA, City	\$29,240,945	Complete 2006/7
Shuttle Parking Acquisition & Constr.	U	\$18,969,509	Completed 2007
Malibu Storm Water Infrastructure P-II	S	\$2,500,000	Completed 2008
Broad Stage - Performing Arts	S, SMC Foundation	\$40,690,201	Completed 2008
Athletic Fields - John Adams	S	\$2,969,807	Completed 2008
Main Campus Quad	U	\$11,388,463	Completed 2008
Bundy New Driveway & Signal	S	\$3,825,841	Completed 2009
Athletic Fields - Corsair Field	S	\$4,440,065	Completed 2009
Pico Phase I - Lot 6 & Structures	S	\$1,018,009	Completed 2009
Infrastructure & Safety Phase I	U	\$4,003,084	Completed 2010
Purchase of 1516 Pico Blvd.	AA	\$1,748,667	Completed 2010
Purchase of 1510 Pico Blvd.	AA	\$4,009,228	Completed 2011
Purchase of 919 Santa Monica Blvd.	AA	\$9,029,287	Completed 2011
Bundy/Airport Classroom Relocations	AA	\$3,162,183	Completed 2012
Library Village Relocation & Bike Park	AA	\$1,448,275	Completed 2013
Bundy/Airport Parking	AA	\$2,035,375	Completed 2013
Information Technology	AA	\$24,399,627	Completed 2015
Media & Technology – Academy Site	AA	\$110,055,056	Under Construction
East Wing - Performing Arts Center	AA	\$27,608,816	Under Construction
Health, PE, Fitness, Dance, Cent. Plant	S, AA	\$58,272,030	Under Construction
Security and Fire Alarm Upgrade	AA	\$10,320,794	Under Construction
Central Plant Loop Connections	AA	\$11,206,164	Under Construction
Child Development Center	AA, City	\$13,176,578	DSA Review
Malibu Campus	S, AA	\$26,775,991	DSA Approved
Student Services	U, S, AA	\$130,224,164	Under Construction
Drescher/Pico Promenade			Future Project
Math and Science			Future Project

Section I – Detailed Project Information - Completed Projects:

Note: Project descriptions for projects completed in the past have not been updated, even if use or function may have changed since construction.

Emeritus College

Project Description: Emeritus College, a program designed for lifelong learning, was located in a rented storefront on the first level of a parking garage on 2nd Street. The program long ago outgrew its former home. The first use of Measure U bond funds was the purchase of a newly constructed four-story building further north on 2nd Street. This building gave Emeritus College a permanent home with room to accommodate all its programs including a computer room, exercise studios and art classroom. There is also a large multipurpose room on the first floor for lectures, films and productions. The building shell was completed when the District purchased the building and the interior improvements were completed by the College.

Project Schedule: *Completed 2003*

Project Bond Allocation: \$8,909,940, Total Project Cost \$9,603,782

Funding Sources: Measure U, SMC Foundation

Library Renovation and Expansion

Project Description: SMC's main library which was damaged in the 1994 Northridge Earthquake was seismically upgraded, modernized and expanded. The project added more book area, more study space and a large computer lab. Seating for students was more than doubled.

Project Schedule: *Completed 2003*

Project Bond Allocation: \$23,600,000

Funding Sources: Measure T, State, FEMA

Relocate Kinesiology, Dance, Recreation and Athletics

Project Description: The former offices of the Kinesiology, Dance, Recreation and Athletics departments were in a temporary building installed in 1976. The temporary buildings had numerous maintenance problems and code deficiencies. The College removed these buildings to create open space on the campus. The project resulted in a similar amount of offices and added a conference room and workroom to make a more useable office facility. The offices are on the second floor of the gymnasium complex where the east bleachers of the stadium used to be located making better use of the limited ground space on the campus.

Project Schedule: *Completed 2004*

Project Bond Allocation: \$2,797,033

Funding Sources: Measure U

Library Village Renovation – Math

Project Description: With the completion of the Library, the “Temporary Library” was made available for renovation. The Math department was working out of temporary buildings that were set up after the 1994 earthquake. Those buildings were removed to make way for the Liberal Arts – South Building. With this renovated facility, all of the Math department is located in one building with additional classroom and lab facilities.

Project Schedule: *Completed 2004*

Project Bond Allocation: \$1,458,690

Funding Sources: Measure U

Bundy Campus (Former BAE Systems Site next to Santa Monica Airport)

Project Description: The 1998 Santa Monica College Facilities Master Plan proposed that additional property be purchased for instructional facilities and parking. In December 2001, the SMC Board of Trustees approved the purchase of the 10.4 acre parcel of land south of the Santa Monica Airport owned and occupied by BAE Systems with about 1,200 employees. BAE accessed the property through two vehicular entrances through the Santa Monica Airport and one on Stewart Avenue. In May 2003, BAE Systems ceased occupancy. In July 2003, the SMC Board of Trustees approved certain property improvements, including roadway access to the lower portion of the property from Bundy, safety modifications, and utility relocations.

In September 2003, SMC began an ongoing series of neighborhood meetings with nearby residents. These meetings resulted in consensus for a 10-foot sound wall on the perimeter of the property along both the Stanwood Place and Stewart Avenue sides of the campus, along with hundreds of new trees and new landscaping. These improvements addressed quality of life issues by creating a buffer between the College and the residential neighborhood. The College intended to prohibit both vehicular and pedestrian access to the campus from Stewart Avenue (excepting emergency vehicles) and required all access from either Bundy or Airport Avenue.

In March 2004, the SMC Board of Trustees approved the demolition and removal of Building #1, a very large one-story manufacturing and warehouse building; the demolition and removal of Building #3, a smaller one-story manufacturing building; the renovation of Building #4 (West Building), the four-story office building; and additional landscaping improvements. The removal of the manufacturing and warehouse facilities resulted in a reduction of 100,000 square feet of building space on the property. In accordance with CEQA, the Board of Trustees adopted a Mitigated Negative Declaration in connection with its approval of the adaptive reuse of Building #4. The four-story building is used for SMC’s Nursing program, Early Childhood Education program, Continuing Education program, and one floor for general education classes.

In July of 2004, construction commenced on a complete renovation of the West Building. The building was finished and opened for classes in summer of 2005.

In January of 2005, the Board of Trustees approved a group of architects and consultants to plan the long-term future of the site. A number of meetings were held with faculty, staff, students and community members to review possible future uses for the site. A master plan, environmental impact report and traffic study were approved by the Board in February of 2007.

Part of the master plan included a new traffic signal to enhance the safety of those entering the campus. The City of Los Angeles approved a new traffic signal and driveway for the campus.

Project Schedule: *West Building Completed 2005*
Master Plan and EIR Completed
Traffic signal and driveway, Completed 2009
Project Bond Allocation: West Building: \$23,880,005 (Includes related site work)
Driveway and traffic signal \$3,825,841
Funding Sources: Measure U and S (Driveway and Signal)

Renovation, Theater Arts

Project Description: Originally designed as a small children's theater and a radio theater, the Little Theater (later called the Main Stage) at Santa Monica College was first occupied in 1952.

It received some minor remodeling and renovation over the years but was never modified to accommodate its current use as a facility for the production of drama and musical theater. Its physical limitations severely restricted the type of productions which were presented, therefore limiting the experience of acting, directing, and technical theater students and restricting the creativity of students, faculty and staff. Along with numerous functional improvements, significant ADA and Fire Code upgrade and compliance measures were part of this project.

The project has full theatrical lighting and sound facilities, a larger stage with space above to fly scenery out of audience view, larger dressing rooms with showers and full costume shop. Scenery can now be built in the scene shop and moved to the stage, before all large scenery pieces were built on stage, limiting stage use for classes and rehearsals.

Project Schedule: *Completed 2006*
Project Bond Allocation: \$19,544,314
Funding Sources: Measure U

Music Complex

Project Description: The former Music Building was completed as part of the original campus in 1952. Since 1985, the SMC Music Department has added a symphony orchestra, concert band, and an opera workshop to its performance group offerings as well as increasing the number of applied music classes to include string, woodwind, brass and percussion classes as well as the piano, voice, recorder and guitar classes it has traditionally offered. The facility has 27 practice rooms instead of 14 in the former building. The additional practice rooms and support areas have significantly improved the quality of the educational experience for music students.

The Music department move was needed to make room for the planned Student Services complex which will take the ground space currently occupied by Music and the Amphitheater.

Project Schedule: *Completed 2007*
Project Bond Allocation: \$2,005,434, Total Project Cost \$4,629,484
Funding Sources: Measure U

Performing Arts Complex

Project Description: The Music and Performing Arts Complex, Madison Campus project is SMC's comprehensive teaching, exhibit and performance facility for the arts. Within the framework of SMC's overall mission, the facility strives to promote artistic excellence, creativity, collaboration, and the free exchange of ideas in an open, caring, challenging yet supportive community of learners, thereby building new and future generations of artists and audiences.

The Music and Performing Arts Complex serves as an academic institution, accommodating the arts education programs and departments of SMC and serving the College community through exceptional training in the performing arts. Throughout the academic year, the theater serves as a large classroom or lecture hall suitable for screenings, performance workshops, guest speakers, and other classroom activities and College-related uses.

The facility's intent is to present programs and performances that reflect the cultural diversity, the multiplicity of interests, and the full range of ages that characterize the students of SMC and the residents of the region. The theater hopes to set a new standard for artistic excellence for SMC students and to attract the highest caliber of visiting artists to the venue.

The theater is located on the 4.4-acre former Madison Elementary School leased from the Santa Monica-Malibu Unified School District for 66 years, at 1310 11th Street. The theater addition is about 34,000 square feet and the existing building is about 40,000 square feet. The facility has 541 seats and state of the art sound, lighting and production facilities. The project includes parking for 301 cars as well as improvements to the existing rehearsal hall.

Project Schedule: *Completed 2008*

Project Bond Allocation: \$37,697,625, Total Project Cost \$40,690,201

Funding Sources: Measure S and SMC Foundation

Earthquake Replacement Liberal Arts North

Earthquake Replacement Liberal Arts South

Project Description: The Liberal Arts Building, originally constructed in 1952, was extensively damaged during the 1994 Northridge Earthquake. The College determined that the replacement of the Liberal Arts Building was a more sensible, safe, and prudent course of action to take, rather than restoring the building back to its original 1952 configuration with respect to poor functionality, low technology and low efficiency.

The building has two wings, one for the history department and another for the social sciences. The first phase has nine classrooms and faculty offices, the second phase has 15 classrooms and faculty offices including lab and tutoring space. Each classroom is a "smart" classroom wired for computer and instructional technology.

The District has obtained funding from a variety of sources including federal, state and local (City of Santa Monica). Due to the funding timelines of the granting agencies the construction on one wing was started before funds were released for the second wing.

Project Schedule North: *Completed 2006*

Project Schedule South: *Completed 2007*

Project Bond Allocation: \$12,613,550, Total Project Cost \$29,240,945

Funding Sources: City of Santa Monica Earthquake Redevelopment, State, FEMA, Measure

Shuttle Replacement Parking

Project Description: The College has operated a shuttle parking lot at the Santa Monica Airport since 1988. This remote shuttle lot has played a major part in the college's transportation management program. In November of 2005 the City of Santa Monica commenced construction of a public park at the Airport and temporarily moved the shuttle lot to a beach parking lot. The beach lot was not suitable for long-term use by the College and the City asked the College to leave the location after the spring semester. In January of 2007, the College completed a purchase of 2.35 acres from Verizon at the corner of Stewart and Exposition in Santa Monica. Soon thereafter construction commenced on a 220-space parking lot which opened for fall 2007.

Project Schedule: *Completed 2007*

Project Bond Allocation: \$18,969,509

Funding Sources: Measure U

Northwest Quad Development

Project Description: Santa Monica College has very limited land space. Over the years, both the number of students and the number of buildings have grown on campus. In addition to this, after the 1994 Northridge earthquake a large number of temporary structures were placed on the campus to hold programs that were dislodged from their original buildings for repairs and renovations.

With the planned removal of many of the temporary structures, the College had the opportunity to create some much need open space on the campus. In addition, the 1998 Master Plan called for the removal of the Amphitheater to make way for the planned Student Services complex. An area needs to be provided for student events that were formally held in the Amphitheater. The new Library, Campus Theater, and Liberal Arts face the new "quad" area creating a central focal point for this portion of the campus.

Project Schedule: *Completed 2008*

Project Bond Allocation: \$11,338,463

Funding Sources: Measure U

Campus Infrastructure/Safety

Project Description: The major portion of the Santa Monica College campus was opened in 1952. Much of the original infrastructure still remains. Some of the infrastructure was damaged in the 1994 Northridge Earthquake. Pieces of the original infrastructure have been repaired and replaced over the years on a piecemeal basis. Changes in technology have rendered much of the original infrastructure obsolete. In addition, changes in society require that additional efforts are needed to provide a safe and secure environment for the campus community. Other safety upgrades include earthquake retrofits.

This project updates the infrastructure for traffic, water, gas, sewer, electrical, fire and security based upon recent master planning efforts. It also includes a suitable facility for the College's Information Technology area. The changes will be coordinated with building construction activity in the area. As part of the infrastructure project, the College will address circulation including improvement of the Pico Blvd. presentation, signage and way finding.

Project Schedule: *Substantially Complete*

Project Bond Allocation: \$4,003,084

Funding Sources: Measure U

Physical Education and Athletic Fields

Project Description: SMC currently offers credit classes in physical education, athletics, and kinesiology; non-credit courses in health and conditioning (through Emeritus College); and not-for credit courses in recreation and fitness (through Continuing and Community Education). Compared to most other campuses, SMC is deficient in field space. The Physical Education program lacks outdoor facilities available at other campuses, including a baseball field, a softball field, and a practice field for football, a soccer field, outdoor volleyball courts, and outdoor basketball courts. The District rents field space in order to offer some of these programs; however, there is insufficient field space in Santa Monica.

This project provided for field improvements and for the retrofit of existing College fields and athletic facilities or other fields available to the College for year-round usage. The first renovation was the John Adams Middle School Field. This field is shared by the College, Santa Monica-Malibu Unified School District, City of Santa Monica and community groups. The second field project was the SMC Corsair Field. All fields are made available for community use when not in instructional use.

Project Schedule: John Adams Middle School Field, *Completed 2008*
SMC Corsair Field, *Completed 2009*

Project Bond Allocation: \$7,342,342

Funding Sources: Measure S

Bundy West Building Classroom Completion

Project Description: Approximately 6,500 of unplanned space was left available when the West Building was completed at the Bundy Campus in 2005. With the expansion of the Workforce Development program along with the need for classroom swing space during construction at other sites, the vacant space was converted to academic use.

Project Schedule: *Completed 2012*

Estimated Project Cost: \$3,162,183

Funding Sources: Measure AA

Information Technology Relocation (Main Campus)

Project Description: The Information Technology department located in Drescher Hall supports the use of information systems on campus. The current server room can no longer support the power and air conditioning needs of the increasingly more powerful servers that are in use today. The plan is to move the department to a new building adjacent to the College's Media Center, which is located on the south end of the Library. Much of the campus technology infrastructure is already located in the Media Center, and the departments work cooperatively on many projects. The project will consist of a new 14,000 SF building and 11,000 SF remodeling of the existing Media Center. The space vacated in Drescher Hall will be converted to academic use as part of a future project.

Project Schedule: *Completed June 2015*

Estimated Project Cost: \$24,339,627

Funding Sources: Measure AA

Section II - Projects Under Construction

Center for Media & Design (Academy Campus)

Project Description: This project includes the construction of a new 440-space Parking Structure. Also includes major renovation of the existing 50,000 SF AET building, a new 30,000 SF addition to the existing AET building, a new 33,000 SF building for the KCRW radio station, a new central courtyard, and new landscaping.

Current Progress: Construction on the parking structure is almost complete. Interior framing is near complete on the new additions with plumbing, electrical and ventilation systems in progress.

Project Schedule: In Construction, estimated completion April 2017

Estimated Project Cost: \$110,055,056

Funding Sources: Measure AA, KCRW Foundation

East Wing Earthquake Renovation – Performing Arts Campus

Project Description: Replacement of the seismically deficient East Wing of the Madison Building with a new facility for the Music Department including a Music Hall for rehearsals, performances and special events; a piano teaching lab; and a classroom for voice and choir instruction. Project includes new plaza and entry to the Edye Second Space.

Current Progress: Building roof completed and exterior walls in progress, interior framing complete with plumbing, electrical and ventilation work underway.

Project Schedule: In Construction, estimated completion December 2016

Estimated Project Cost: \$27,608,816

Funding Sources: Measure AA

Replacement Health, Fitness, Dance, and PE Building plus Central Plant (Main Campus)

Project Description: The project consists of the demolition of the existing 1958 Locker Room building and replacing it with a new three-story 66,000 SF complex. The new building consists of athletic facilities, fitness center with climbing wall, fitness studios and dance studios.

Since this building is located in the center of campus, it is an ideal location for the central cooling plant which is an energy efficiency project designed to generate chilled water for efficiently for air cooling in buildings throughout the main campus.

Current Progress: The steel framing is being completed and the chilled water loop for the central plant is underway throughout the campus.

Project Schedule: In Construction, estimated completion Phase 1 – December 2016, Phase 2 May 2017

Estimated Project Cost: \$58,272,030

Funding Sources: Measure S, AA, State and Utility Energy Incentives

Student Services Building

Project Description: The new Student Services building will facilitate the centralization of all Student Services operations that are presently dispersed throughout the campus and housed in temporary buildings. This project provides office and service space for approximately 25 Student Services functions. The new building will be sited near the Pico Boulevard main entrance to the SMC campus and thereby provide immediate access for students and members of the college community.

This proposed project also includes accommodation for vehicular access/egress, and underground parking, all in compliance with the Master Plan goal to provide more below grade vehicle parking at the main campus.

Current Progress: DSA review comments have been received and are being addressed by the architectural team. We expect to go to bid with the project in early spring.

Project Schedule: In construction, completion Fall 2018

Estimated Project Cost: \$130,224,164

Funding Sources: Measure S, U and AA

Security and Fire Alarm

Project Description: To better protect student and staff during emergency situations the college is upgrading all its security systems, including access control, video surveillance, and intrusion alarms as well as its fire alarm and mass notification systems to newer digital technologies.

Project Schedule: In Construction, estimated completion October 2016

Estimated Project Cost: \$10,320,794

Funding Sources: Measure AA

Central Plant Building Connections

Project Description: To connect and retrofit individual buildings to the chilled water loop from the Central Plant. Buildings include Business, HSS, Library and Science.

Project Schedule: In construction, completion January 2017

Estimated Project Cost: \$11,206,164

Funding Sources: Measure AA

Section III - Projects in Pre-Construction

Malibu Site Campus

Project Description: In the 1970s and early 1980s, Santa Monica College offered about 70 general education classes and several non-credit classes in Malibu throughout a semester. Today, the program is limited to a few classes offered in school district buildings.

The recommended site acquisition and facility will be a classroom facility to provide general education classes, science, art and Emeritus College classes. There is also an interpretive center to highlight natural environment and history of Malibu and a Sheriff's sub-station. The District has worked cooperatively with the City of Malibu and the County of Los Angeles in planning a site at the Malibu Civic Center.

Current Progress: DSA approval received. Environmental Impact Report completed and approval expected in January 2016. Additional approvals from the City of Malibu and the County of Los Angeles expected in Spring 2016.

Project Schedule: Construction start in Spring 2016

Estimated Project Cost: \$26,775,991

Funding Sources: Measure S, AA

Section IV - Projects in DSA Review

Early Childhood Development Lab & Replacement Childcare Center

Project Description: SMC currently has no dedicated childcare facility and offers lab instruction through various local childcare providers. The District lacks a teaching laboratory facility in Early Childhood Education available at many other community colleges. This project provides for a childcare center for the community plus college instructional facilities. The City of Santa Monica is a partner in this project, providing the site at the Civic Center and a portion of the building funds.

Current Progress: Construction drawings are being completed.

Project Schedule: Received City of Santa Monica Approvals; DSA submittal Spring 2016; Construction Spring 2017

Estimated Project Cost: \$13,176,578

Funding Sources: Measure S with City of Santa Monica

Section V - Future Projects

All of these projects are subject to additional funding sources not in current bond issues.

Replacement Math and Science Extension Building (Main Campus)

Project Description: The math department is currently operating in a temporary facility that is nearing the end of its life cycle. The current facility lacks the infrastructure to support modern classroom technology. The Earth, Life, and Physical Sciences programs are operating in spaces that are insufficient for the programs. The new building will have classrooms, labs, faculty offices and a planetarium. The district has submitted a request to the Chancellor's Office for state assistance in funding this project.

Drescher Hall: Academic Facilities Modernization, Pico Promenade

Project Description: A current project includes the transformation of the Pico Boulevard side of the campus. One component of this project is a remodel of Drescher Hall, built in the 1960s for the teaching of vocational trades. The building lacks modern infrastructure and is not easily accessible on the first floor. The project will modernize the building and provide for more instructional space.

This project would also make improvements to the college frontage on Pico including a transit plaza to serve the increasing number of students that take advantage of public transportation.

Santa Monica College Bond Capital Construction Budget Summary as of 6-30-2016

Project Number	Project Name	Measure U Budget	Measure S Budget	Measure AA Budget	Interest	Other Funding Received *	Other Funding Pending **	Total Budget	Estimate at Completion	Status	Bond Funds Remaining
U-A	Purchase of BAE Airport Site	\$30,280,878						\$30,280,878	\$30,280,878	Completed	\$0
U-B	Emeritus College Facility	\$8,909,940				\$693,842		\$9,603,782	\$9,603,782	Completed	\$0
U-C	Purchase of 1738 Pearl Street	\$749,208						\$749,208	\$749,208	Completed	\$0
U-D	PE Temp. Bldg. Replacement	\$2,797,033						\$2,797,033	\$2,797,033	Completed	\$0
U-E	Remodel Library Village for Math	\$1,458,690						\$1,458,690	\$1,458,690	Completed	\$0
U-F	SM Airport Campus Site Improvements	\$4,170,264						\$4,170,264	\$4,170,264	Completed	\$0
U-G	SM Airport Campus West Building	\$19,709,741						\$19,709,741	\$19,709,741	Completed	\$0
U-H	Theater Arts Renovation	\$19,544,314						\$19,544,314	\$19,544,314	Completed	\$0
U-I	Earthquake Rpl. Liberal Arts North	\$6,505,400				\$6,002,325		\$12,507,725	\$12,507,725	Completed	\$0
U-K	Earthquake Rpl. Liberal Arts South	\$6,108,150				\$10,625,070		\$16,733,220	\$16,733,220	Completed	\$0
U-L	Shuttle Replacement Parking	\$18,969,509						\$18,969,509	\$18,969,509	Completed	\$0
U-M	North Quad Plaza	\$11,388,463						\$11,388,463	\$11,388,463	Completed	\$0
U-Q	Infrastructure & Safety	\$4,003,084						\$4,003,084	\$4,003,084	Completed	\$0
U-R	Restroom Improvements	\$17,501						\$17,501	\$17,501	Completed	\$0
S-1	Athletic Fields Phase I, Corsair Field	\$4,372,535				\$67,530		\$4,440,065	\$4,440,065	Completed	\$0
S-1A	Athletic Fields Phase I, John Adams	\$2,969,807						\$2,969,807	\$2,969,807	Completed	\$0
S-10	Pico Promenade Improvements, Phase I	\$1,018,009						\$1,018,009	\$1,018,009	Completed	\$0
S-13	Adv. Architecture Related Exp for AA	\$0						\$0	\$0	Completed	\$0
AA-114	Community Classroom & Facility Projects	\$3,162,183						\$3,162,183	\$3,162,183	Completed	\$0
U-T	14th and Pico Project	\$319,242						\$319,242	\$319,242	Completed	\$0
U-N	Letters & Sci Demo/Restore	\$0						\$0	\$0	Completed	\$0
S-14, AA-115	Real Property Acquisition	\$45,597		\$14,802,902				\$14,848,499	\$14,848,499	Completed	\$0
AA-108	Renovation of Corsair Stadium	\$37,697,625		\$35,299				\$40,690,201	\$40,690,201	Completed	\$0
S-2	Performing Arts Complex	\$2,011,371				\$2,992,576		\$4,629,484	\$4,629,484	Completed	\$0
U-J	Music Complex	\$2,011,371				\$2,618,113		\$0	\$0	Completed	\$0
S-3, AA-109	Career Opportunity Center			\$0				\$0	\$0	Completed	\$0
AA-118	Infrastructure & Technology - Utility			\$27,753				\$27,753	\$27,753	Completed	\$0
AA-111	Business & Facilities Infrastructure			\$1,968,124				\$1,968,124	\$1,968,124	Completed	\$0
AA-117	Infrastructure & Technology - Technology			\$2,434,417				\$2,434,417	\$2,434,417	Completed	\$0
S-7, AA-113	Energy Efficiency Projects	\$293,361		\$3,016,773		\$708,637		\$4,018,771	\$4,018,771	Completed	\$0
S-15	Signage Safety/Information	\$706,223						\$706,223	\$706,223	Completed	\$4,128
AA-102	Infrastructure & Technology - Information Technology Relocation	\$3,891,747		\$24,399,627				\$28,291,374	\$28,291,374	Completed	\$1,442,822
S-8, AA-116	Satellite Campus Parking Facilities and Roadway	\$308,336		\$2,130,670				\$2,438,996	\$2,438,996	Deferred	\$0
U-P, AA-106	Replacement Math and Science Extension Building			\$4,950			\$40,088,000	\$45,038,000	\$45,038,000	Deferred	\$0
AA-105	Drescher - Academic Modernization, Bookstore, Pico Promenade II			\$5,082				\$5,082	\$5,082	Deferred	\$0
AA-103	Media and Technology Complex - Academy Site			\$103,219,665		\$990,441		\$104,210,106	\$104,210,106	In Construction	\$29,621,017
AA-107	Madison East Wing Seismic Upgrade			\$27,608,816				\$27,608,816	\$27,608,816	In Construction	\$7,969,256
S-4, AA-104	Replacement Health/PE/Fitness Central Plant Building	\$11,603,383		\$46,668,647				\$58,272,030	\$58,272,030	In Construction	\$24,878,331
AA-119	Emergency Lighting, Fire Alarm, and Security System			\$10,320,794				\$10,320,794	\$10,320,794	In Construction	\$1,792,069
AA-101	Environmental Performance - Central Plant Connections			\$11,206,164				\$11,206,164	\$11,206,164	In Construction	\$8,814,841
U-O, S-9, AA-120	Student Services Building	\$20,638,446	\$47,476,003	\$42,738,134	\$18,050,581	\$1,321,000		\$130,224,164	\$130,224,164	In Construction	\$86,587,439
S-5	Early Childhood Development/Childcare	\$7,000,000			\$1,858,578		\$6,661,598	\$15,520,176	\$15,520,176	In Design	\$5,965,691
S-6, AA-110	Malibu Site Acquisition and Facility	\$25,000,000		\$750,000				\$25,750,000	\$25,750,000	In Design	\$17,623,529
U-S, S-11, AA-112	Master Planning	\$2,110,430						\$3,576,858	\$3,576,858	In Design	\$534,533
S-12	Other Bond Related Expenses	\$609,282						\$609,282	\$609,282	In Planning	\$250,663
S-16, AA-212	Cost of Issuance	\$100,000		\$500,000				\$600,000	\$600,000	In Planning	\$315,000
	Management Reserve		\$0				\$1,567,241	\$1,567,241	\$1,567,241	In Planning	\$0
	Project Totals	\$160,000,000	\$143,500,000	\$295,000,000	\$21,476,400	\$26,019,534	\$52,594,548	\$698,590,482	\$698,590,482		\$185,799,319

* City of SM: \$10,206,823; FEMA: \$1,962,572; State: \$5,779,000; Prop T: 2,618,113; DWP: \$86,245; Bond Interest and Cost of Issuance Refund: \$21,476,400

Emeritus College Foundation: \$693,842; Bond Interest and Cost of Issuance Refund: \$21,476,400

** City of SM: \$6,661,598; KCRW: \$5,844,950; State: \$40,088,000

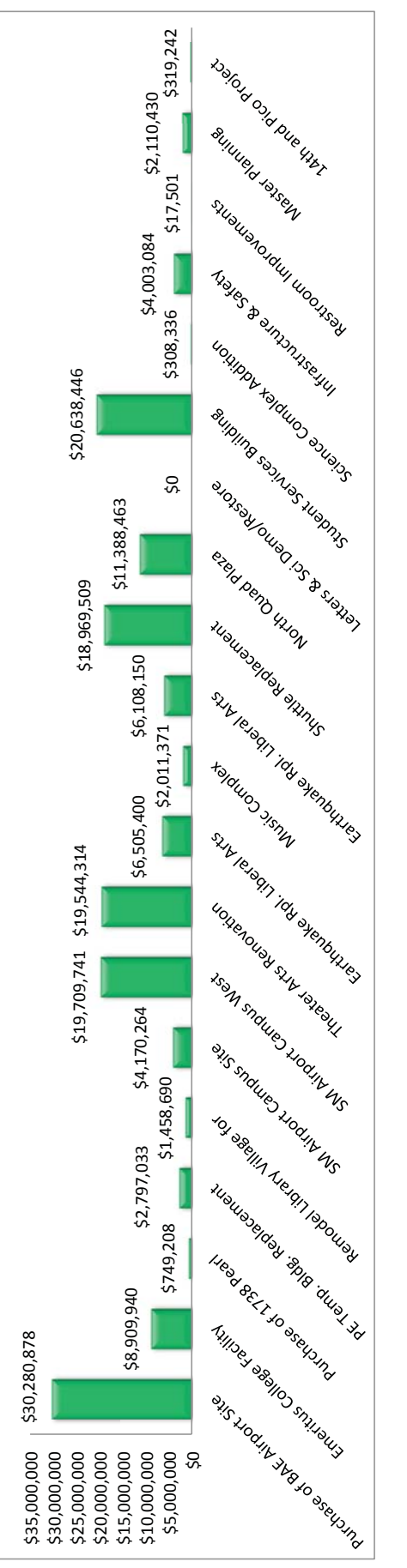
SANTA MONICA COMMUNITY COLLEGE DISTRICT

Measure U Bond Budget

As of June 30, 2016

Project Name	Completion	Project Budget	Measure U Allocation	Other Funding	Measure U Expenditures as of 6/30/16	Measure U Expenditures as of 3/31/16	Measure U Expenditures Last Period	Total Measure U Remaining
A Purchase of BAE Airport Site	Completed	\$30,280,878	\$30,280,878	\$0	\$30,280,878	\$30,280,878	\$0	\$0
B Emeritus College Facility	Completed	\$9,603,782	\$8,909,940	\$693,842	\$8,909,940	\$8,909,940	\$0	\$0
C Purchase of 1738 Pearl Street	Completed	\$749,208	\$749,208	\$0	\$749,208	\$749,208	\$0	\$0
D PE Temp. Bldg. Replacement	Completed	\$2,797,033	\$2,797,033	\$0	\$2,797,033	\$2,797,033	\$0	\$0
E Remodel Library Village for Math	Completed	\$1,458,690	\$1,458,690	\$0	\$1,458,690	\$1,458,690	\$0	\$0
F SM Airport Campus Site Improvements	Completed	\$4,170,264	\$4,170,264	\$0	\$4,170,264	\$4,170,264	\$0	\$0
G SM Airport Campus West Building	Completed	\$19,709,741	\$19,709,741	\$0	\$19,709,741	\$19,709,741	\$0	\$0
H Theater Arts Renovation	Completed	\$19,544,314	\$19,544,314	\$0	\$19,544,314	\$19,544,314	\$0	\$0
I Earthquake Rpl. Liberal Arts North	Completed	\$12,507,725	\$6,505,400	\$6,002,325	\$6,505,400	\$6,505,400	\$0	\$0
J Music Complex	Completed	\$4,629,484	\$2,011,371	\$2,618,113	\$2,011,371	\$2,011,371	\$0	\$0
K Earthquake Rpl. Liberal Arts South	Completed	\$16,733,220	\$6,108,150	\$10,625,070	\$6,108,150	\$6,108,150	\$0	\$0
L Shuttle Replacement Parking	Completed	\$18,969,509	\$18,969,509	\$0	\$18,969,509	\$18,969,509	\$0	\$0
M North Quad Plaza	Completed	\$11,388,463	\$11,388,463	\$0	\$11,388,463	\$11,388,463	\$0	\$0
N Letters & Sci Demo/Restore	Completed	\$0	\$0	\$0	\$0	\$0	\$0	\$0
O Student Services Building	November 2018	\$130,224,164	\$20,638,446	\$109,585,718	\$8,637,379	\$7,385,483	\$1,251,896	\$12,001,067
P Science Complex Addition	Completed	\$87,944,336	\$308,336	\$87,636,000	\$308,336	\$308,336	\$0	\$0
Q Infrastructure & Safety	Completed	\$4,003,084	\$4,003,084	\$0	\$4,003,084	\$4,003,084	\$0	\$0
R Restroom Improvements	Completed	\$17,501	\$17,501	\$0	\$17,501	\$17,501	\$0	\$0
S Master Planning	Completed	\$2,110,430	\$2,110,430	\$0	\$2,110,430	\$2,110,430	\$0	\$0
T 14th and Pico Project	Completed	\$319,242	\$319,242	\$0	\$319,242	\$319,242	\$0	\$0
Project Totals		\$377,161,068	\$160,000,000	\$217,161,068	\$147,998,933	\$146,747,037	\$1,251,896	\$12,001,067

Measure U Allocation

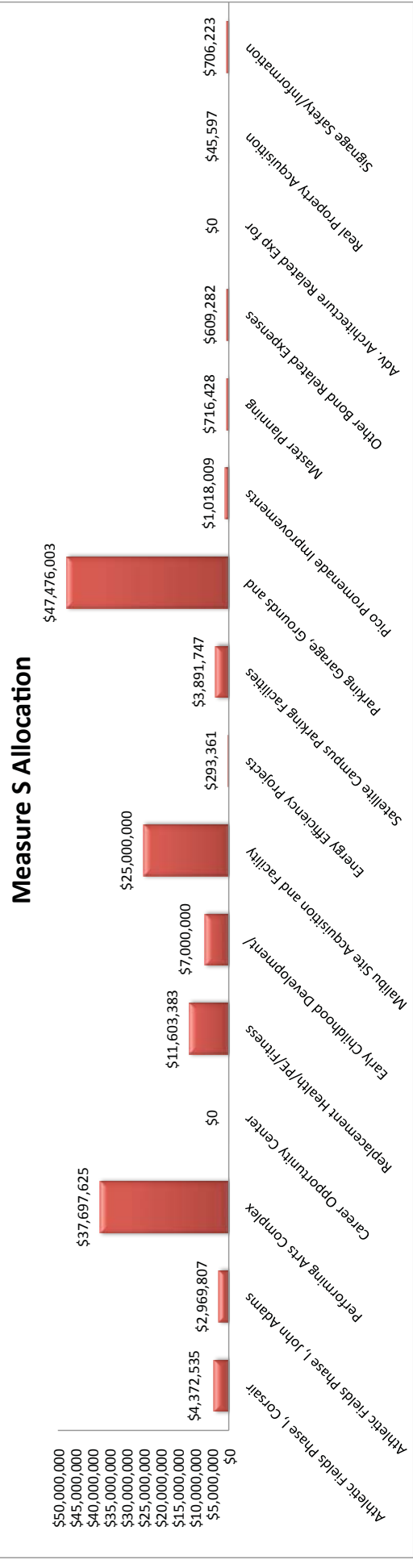


SANTA MONICA COMMUNITY COLLEGE DISTRICT
Measure U Bond Budget History
as of June 30, 2016

	Project Name	Completion	Preliminary Measure U Budget	Measure U Budget as of 3/31/16	Measure U Budget as of 6/30/16	Variance	Measure U Remaining as of 6/30/16
A	Purchase of BAE Airport Site	Completed	\$30,000,000	\$30,280,878	\$30,280,878	\$0	\$0
B	Emeritus College Facility	Completed	\$8,883,381	\$8,909,940	\$8,909,940	\$0	\$0
C	Purchase of 1738 Pearl Street	Completed	\$749,208	\$749,208	\$749,208	\$0	\$0
D	PE Temp. Bldg. Replacement	Completed	\$2,673,247	\$2,797,033	\$2,797,033	\$0	\$0
E	Remodel Library Village for Math	Completed	\$1,425,565	\$1,458,690	\$1,458,690	\$0	\$0
F	SM Airport Campus Site Improvements	Completed	\$6,200,000	\$4,170,264	\$4,170,264	\$0	\$0
G	SM Airport Campus West Building	Completed	\$20,071,124	\$19,709,741	\$19,709,741	\$0	\$0
H	Theater Arts Renovation	Completed	\$16,992,296	\$19,544,314	\$19,544,314	\$0	\$0
I	Earthquake Rpl. Liberal Arts North	Completed	\$5,352,752	\$6,505,400	\$6,505,400	\$0	\$0
J	Music Complex	Completed	\$4,802,537	\$2,011,371	\$2,011,371	\$0	\$0
K	Earthquake Rpl. Liberal Arts South	Completed	\$2,863,566	\$6,108,150	\$6,108,150	\$0	\$0
L	Shuttle Replacement Parking	Completed	\$17,256,000	\$18,969,509	\$18,969,509	\$0	\$0
M	North Quad Plaza	Completed	\$3,939,759	\$11,388,463	\$11,388,463	\$0	\$0
N	Letters & Sci Demo/Restore	Completed	\$1,192,250	\$0	\$0	\$0	\$0
O	Student Services Building	November 2018	\$23,952,004	\$20,638,446	\$20,638,446	\$0	\$12,001,067
P	Science Complex Addition	Completed	\$10,613,910	\$308,336	\$308,336	\$0	\$0
Q	Infrastructure & Safety	Completed	\$5,000,000	\$4,003,084	\$4,003,084	\$0	\$0
R	Restroom Improvements	Completed	\$400,000	\$17,501	\$17,501	\$0	\$0
S	Master Planning	Completed	\$500,000	\$2,110,430	\$2,110,430	\$0	\$0
T	14th and Pico Project	Completed	\$14,662,000	\$319,242	\$319,242	\$0	\$0
	Project Totals		\$177,529,599	\$160,000,000	\$160,000,000	\$0	\$12,001,067

SANTA MONICA COMMUNITY COLLEGE DISTRICT
Measure S Bond Budget
 As of June 30, 2016

Project Name	Completion	Project Budget	Measure S Allocation	Other Funding	Measure S Expenditures as of 6/30/16	Measure S Expenditures as of 3/31/16	Measure S Expenditures Last Period	Total Measure S Remaining
1 Athletic Fields Phase I, Corsair Field	Completed	\$4,440,065	\$4,372,535	\$67,530	\$4,372,535	\$4,372,535	\$0	\$0
1A Athletic Fields Phase I, John Adams	Completed	\$2,969,807	\$2,969,807	\$0	\$2,969,807	\$2,969,807	\$0	\$0
2 Performing Arts Complex	Completed	\$40,690,201	\$37,697,625	\$2,992,576	\$37,697,625	\$37,697,625	\$0	\$0
3 Career Opportunity Center	Completed	\$0	\$0	\$0	\$0	\$0	\$0	\$0
4 Replacement Health/PE/Fitness Building	February 2017	\$51,643,399	\$11,603,383	\$40,040,016	\$11,603,383	\$11,603,383	\$0	\$0
5 Early Childhood Development/Childcare	December 2018	\$15,520,176	\$7,000,000	\$8,520,176	\$1,034,309	\$990,432	\$43,877	\$5,965,691
6 Malibu Site Acquisition and Facility	December 2018	\$25,000,000	\$25,000,000	\$0	\$7,376,471	\$7,289,554	\$86,917	\$17,623,529
7 Energy Efficiency Projects	Completed	\$510,683	\$293,361	\$217,322	\$293,361	\$293,361	\$0	\$0
8 Satellite Campus Parking Facilities and Roadway Improvements	Deferred	\$6,427,122	\$3,891,747	\$2,535,375	\$3,891,747	\$3,891,747	\$0	\$0
9 Parking Garage, Grounds and Equipment - Student Services	November 2018	\$130,224,164	\$47,476,003	\$82,748,161	\$15,627,765	\$15,561,294	\$66,471	\$31,848,238
10 Pico Promenade Improvements	Completed	\$1,018,009	\$1,018,009	\$0	\$1,018,009	\$1,018,009	\$0	\$0
11 Master Planning	Completed	\$716,428	\$716,428	\$0	\$716,428	\$716,428	\$0	\$0
12 Other Bond Related Expenses	On-Going	\$609,282	\$609,282	\$0	\$359,119	\$354,129	\$4,990	\$250,163
13 Adv. Architecture Related Exp for AA	Completed	\$0	\$0	\$0	\$0	\$0	\$0	\$0
14 Real Property Acquisition	Completed	\$45,597	\$45,597	\$0	\$45,597	\$45,597	\$0	\$0
15 Signage Safety/Information	Completed	\$706,223	\$706,223	\$0	\$702,095	\$692,040	\$10,055	\$4,128
16 Cost of Issuance	On-Going	\$100,000	\$100,000	\$0	\$0	\$0	\$0	\$100,000
Project Totals		\$280,621,156	\$143,500,000	\$137,121,156	\$87,708,251	\$87,495,941	\$212,310	\$55,791,749

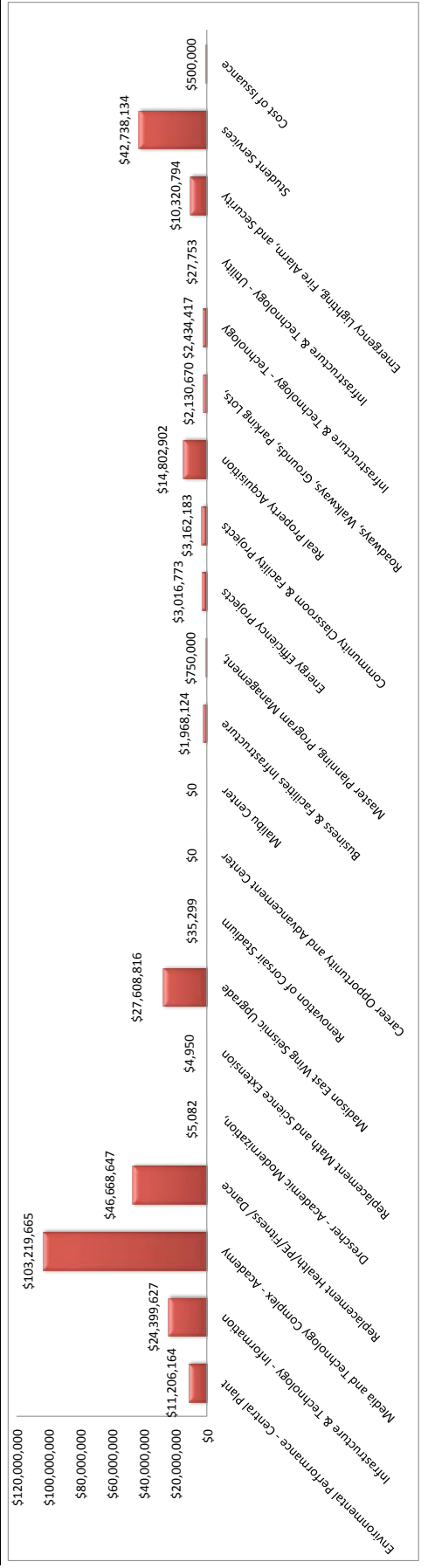


SANTA MONICA COMMUNITY COLLEGE DISTRICT
Measure S Bond Budget History
as of June 30, 2016

	Project Name	Completion	Preliminary Measure S Budget	Measure S Budget as of 3/31/16	Measure S Budget as of 6/30/16	Variance	Measure S Remaining as of 6/30/16
1	Athletic Fields Phase I, Corsair Field	Completed	\$1,800,000	\$4,372,535	\$4,372,535	\$0	\$0
1A	Athletic Fields Phase I, John Adams	Completed	\$35,200,000	\$2,969,807	\$2,969,807	\$0	\$0
2	Performing Arts Complex	Completed	\$24,000,000	\$37,697,625	\$37,697,625	\$0	\$0
3	Career Opportunity Center	Completed	\$20,000,000	\$0	\$0	\$0	\$0
4	Replacement Health/PE/Fitness Building	February 2017	\$20,000,000	\$11,603,383	\$11,603,383	\$0	\$0
5	Early Childhood Development/Childcare	December 2018	\$7,000,000	\$7,000,000	\$7,000,000	\$0	\$5,965,691
6	Malibu Site Acquisition and Facility	December 2018	\$25,000,000	\$25,000,000	\$25,000,000	\$0	\$17,623,529
7	Energy Efficiency Projects	Completed	\$2,000,000	\$293,361	\$293,361	\$0	\$0
8	Satellite Campus Parking Facilities and Roadway Improvements	Deferred	\$0	\$4,675,000	\$3,891,747	(\$783,253)	\$0
9	Parking Garage, Grounds and Equipment - Student Services	November 2018	\$0	\$46,692,750	\$47,476,003	\$783,253	\$31,848,238
10	Pico Promenade Improvements, Phase I	Completed	\$0	\$1,018,009	\$1,018,009	\$0	\$0
11	Master Planning	Completed	\$0	\$716,428	\$716,428	\$0	\$0
12	Other Bond Related Expenses	On-Going	\$0	\$609,282	\$609,282	\$0	\$250,163
13	Adv. Architecture Related Exp for AA	Completed	\$0	\$0	\$0	\$0	\$0
14	Real Property Acquisition	Completed	\$0	\$45,597	\$45,597	\$0	\$0
15	Signage Safety/Information	Completed	\$0	\$706,223	\$706,223	\$0	\$4,128
16	Cost of Issuance	On-Going	\$0	\$100,000	\$100,000	\$0	\$100,000
	Project Totals		\$135,000,000	\$143,500,000	\$143,500,000	\$0	\$55,791,749

SANTA MONICA COMMUNITY COLLEGE DISTRICT
 Measure AA Bond Budget
 As of June 30, 2016

Project Name	Completion	Project Budget	Measure AA Allocation	Other Funding	Measure AA Expenditures as of 6/30/16	Measure AA Expenditures as of 3/31/16	Measure AA Expenditures Last Period	Total Measure AA Remaining
101 Environmental Performance - Central Plant Connections	August 2017	\$11,206,164	\$11,206,164	\$0	\$2,391,323	\$950,617	\$1,440,706	\$8,814,841
102 Infrastructure & Technology - Information Technology Relocation	Completed	\$24,399,627	\$24,399,627	\$0	\$22,956,805	\$22,515,542	\$441,263	\$1,442,822
103 Media and Technology Complex - Academy Site	December 2016	\$110,055,056	\$103,219,665	\$6,835,391	\$73,598,648	\$62,335,555	\$11,263,093	\$29,621,017
104 Replacement Health/PE/Fitness/ Dance Building with Central Plant	February 2017	\$58,272,030	\$46,668,647	\$11,603,383	\$21,790,316	\$11,956,771	\$9,833,545	\$24,878,331
105 Drescher - Academic Modernization, Bookstore, Pico Promenade	Deferred	\$5,082	\$5,082	\$0	\$5,082	\$5,082	\$0	\$0
106 Replacement Math and Science Extension Building	Deferred	\$40,401,286	\$4,950	\$40,396,336	\$4,950	\$4,950	\$0	\$0
107 Madison East Wing Seismic Upgrade	October 2016	\$27,608,816	\$27,608,816	\$0	\$19,639,560	\$14,570,069	\$5,069,491	\$7,969,256
108 Renovation of Corsair Stadium	Completed	\$35,299	\$35,299	\$0	\$35,299	\$35,299	\$0	\$0
109 Career Opportunity and Advancement Center (Bundy)	Completed	\$0	\$0	\$0	\$0	\$0	\$0	\$0
110 Malibu Center	December 2018	\$25,000,000	\$0	\$25,000,000	\$0	\$0	\$0	\$0
111 Business & Facilities Infrastructure	Completed	\$1,968,124	\$1,968,124	\$0	\$1,968,124	\$1,968,124	\$0	\$0
112 Master Planning, Program Management, Overhead	On-Going	\$750,000	\$750,000	\$0	\$215,467	\$77,956	\$137,511	\$534,533
113 Energy Efficiency Projects	Completed	\$3,508,088	\$3,016,773	\$491,315	\$3,016,773	\$3,016,773	\$0	\$0
114 Community Classroom & Facility Projects	Completed	\$3,162,183	\$3,162,183	\$0	\$3,162,183	\$3,162,183	\$0	\$0
115 Real Property Acquisition	Completed	\$14,802,902	\$14,802,902	\$0	\$14,802,902	\$14,802,902	\$0	\$0
116 Roadways, Walkways, Grounds, Parking Lots, and Garages	Deferred	\$6,805,670	\$2,130,670	\$4,675,000	\$2,130,670	\$2,130,670	\$0	\$0
117 Infrastructure & Technology - Technology	Completed	\$2,434,417	\$2,434,417	\$0	\$2,434,417	\$2,434,417	\$0	\$0
118 Infrastructure & Technology - Utility	Completed	\$27,753	\$27,753	\$0	\$27,753	\$27,753	\$0	\$0
119 Emergency Lighting, Fire Alarm, and Security System	On-Going	\$10,320,794	\$10,320,794	\$0	\$8,528,725	\$5,283,725	\$3,245,000	\$1,792,069
120 Student Services	November 2018	\$130,224,164	\$42,738,134	\$87,486,030	\$0	\$0	\$0	\$42,738,134
121 Cost of Issuance	On-Going	\$500,000	\$500,000	\$0	\$285,000	\$285,000	\$0	\$215,000
Project Totals		\$471,487,455	\$295,000,000	\$176,487,455	\$176,993,997	\$145,563,388	\$31,430,609	\$118,006,003



SANTA MONICA COMMUNITY COLLEGE DISTRICT
Measure AA Bond Budget History
as of June 30, 2016

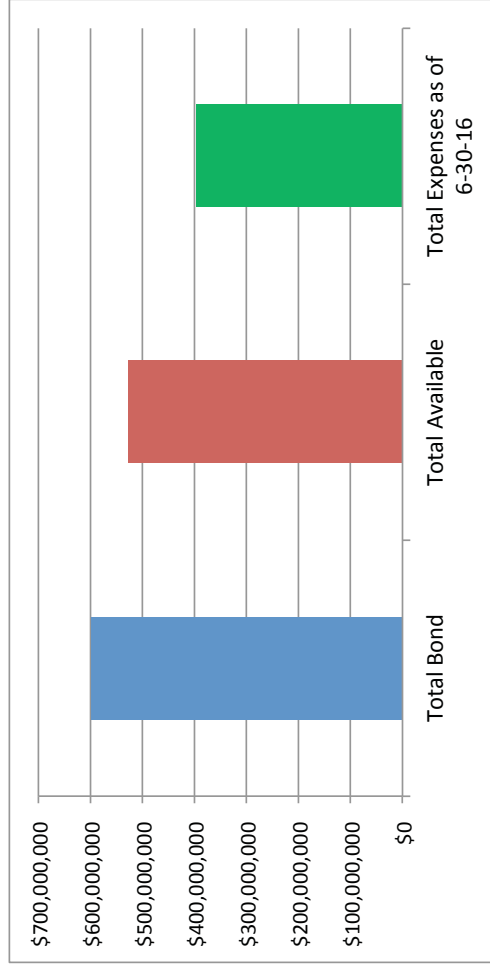
	Project Name	Completion	Preliminary Measure AA Budget	Measure AA Budget as of 3/31/16	Measure AA Budget as of 6/30/16	Variance	Measure AA Remaining as of 6/30/16
101	Environmental Performance - Central Plant Connections	August 2017	\$12,034,042	\$10,460,471	\$11,206,164	745,693	\$8,814,841
102	Infrastructure & Technology - Information Technology Relocation	Completed	\$13,287,218	\$24,392,627	\$24,399,627	7,000	\$1,442,822
103	Media and Technology Complex - Academy Site	December 2016	\$57,480,824	\$87,816,489	\$103,219,665	15,403,176	\$29,621,017
104	Replacement Health/PE/Fitness/ Dance Building with Central Plant	February 2017	\$29,232,317	\$40,386,462	\$46,668,647	6,282,185	\$24,878,331
105	Drescher - Academic Modernization, Bookstore, Pico Promenade II	Deferred	\$34,026,480	\$2,258,878	\$5,082	(2,253,796)	\$0
106	Replacement Math and Science Extension Building	Deferred	\$68,259,000	\$40,088,000	\$4,950	(40,083,050)	\$0
107	Madison East Wing Seismic Upgrade	October 2016	\$6,146,000	\$23,550,625	\$27,608,816	4,058,191	\$7,969,256
108	Renovation of Corsair Stadium	Completed	\$11,203,000	\$35,299	\$35,299	0	\$0
109	Career Opportunity and Advancement Center (Bundy)	Completed	\$32,384,000	\$0	\$0	0	\$0
110	Malibu Center	December 2018	\$6,069,031	\$1,775,991	\$0	(1,775,991)	\$0
111	Business & Facilities Infrastructure	Completed	\$17,506,952	\$1,968,124	\$1,968,124	0	\$0
112	Master Planning, Program Management, Overhead	On-Going	\$2,000,000	\$750,000	\$750,000	0	\$534,533
113	Energy Efficiency Projects	Completed	\$5,371,136	\$3,016,773	\$3,016,773	0	\$0
114	Community Classroom & Facility Projects	Completed	\$0	\$3,162,183	\$3,162,183	0	\$0
115	Real Property Acquisition	Completed	\$0	\$14,802,902	\$14,802,902	0	\$0
116	Roadways, Walkways, Grounds, Parking Lots, and Garages	Deferred	\$0	\$2,535,375	\$2,130,670	(404,705)	\$0
117	Infrastructure & Technology - Technology	Completed	\$0	\$2,434,417	\$2,434,417	0	\$0
118	Infrastructure & Technology - Utility	Completed	\$0	\$27,753	\$27,753	0	\$0
119	Emergency Lighting, Fire Alarm, and Security System	On-Going	\$0	\$9,570,794	\$10,320,794	750,000	\$1,792,069
120	Student Services	November 2018	\$0	\$25,177,143	\$42,738,134	17,560,991	\$42,738,134
121	Cost of Issuance	On-Going	\$0	\$500,000	\$500,000	0	\$215,000
	Management Reserve	On-Going	\$0	\$289,694	\$0	(289,694)	\$0
	Project Totals		\$295,000,000	\$295,000,000	\$295,000,000	\$0	\$118,006,003

SANTA MONICA COMMUNITY COLLEGE DISTRICT
Bond Sales / Expenses Report
 As of June 30, 2016

Measure U Bond \$160,000,000	Bond Issue Date	Amount
	2002	\$25,000,000
	2004	\$21,999,971
	2005	\$89,999,923
	2007	\$11,999,987
	2010	\$10,998,992
Total Available		\$159,998,873
Expenses as of 6-30-16		\$147,998,933
Total Available Remaining		\$11,999,940
Unsold Bond Amount		\$1,127
Total Available as of 7-1-16		\$12,001,067

Total Bond	\$598,500,000
Total Available	\$528,492,559
Total Expenses as of 6-30-16	\$412,701,181
Total Available Remaining	\$115,791,378
Total Unsold Bond	\$70,007,441

Measure S Bond \$143,500,000 (1)	Bond Issue Date	Amount
	2005	\$58,000,000
	2007	\$8,500,000
	2009	\$56,997,857
Total Available		\$123,497,857
Expenses as of 6-30-16		\$87,708,251
Total Available Remaining		\$35,789,606
Unsold Bond Amount		\$20,002,143
Total Available as of 7-1-16		\$55,791,749



Measure AA Bond \$295,000,000	Bond Issue Date	Amount
	2010	\$100,000,000
	2014	\$144,995,829
Total Available		\$244,995,829
Expenses as of 6-30-16		\$176,993,997
Total Available Remaining		\$68,001,832
Unsold Bond Amount		\$50,004,171
Total Available as of 7-1-16		\$118,006,003

Interest	Measure U	Measure S	Measure AA
As of 6-30-16	\$6,843,003	\$10,172,764	\$4,824,407
Arbitrage Payment as of 6-30-16	\$0	\$420,037	\$0
Available Interest as of 6-30-16	\$6,843,003	\$9,752,727	\$4,824,407

Cost of Issuance Refund	Measure U	Measure S
As of 6-30-15	\$20,688	\$35,575

(1) Original Bond \$135,000,000, refunding on 2-15-07 received additional \$8,500,000.00

Measure U Project Schedule

As of June 30, 2016

	Project Name	Completion	2014	2015	2016	2017	2018
A	Purchase of BAE Airport Site	Completed					
B	Emeritus College Facility	Completed					
C	Purchase of 1738 Pearl Street	Completed					
D	PE Temp. Bldg. Replacement	Completed					
E	Remodel Library Village for Math	Completed					
F	SM Airport Campus Site Improvements	Completed					
G	SM Airport Campus West Building	Completed					
H	Theater Arts Renovation	Completed					
I	Earthquake Rpl. Liberal Arts North	Completed					
J	Music Complex	Completed					
K	Earthquake Rpl. Liberal Arts South	Completed					
L	Shuttle Replacement Parking	Completed					
M	North Quad Plaza	Completed					
N	Letters & Sci Demo/Restore	Completed					
O	Student Services Building	November 2018					
P	Science Complex Addition	Completed					
Q	Infrastructure & Safety	Completed					
R	Restroom Improvements	Completed					
S	Master Planning	Completed					
T	14th and Pico Project	Completed					
	* SM Airport Campus also known as Bundy Site		In Construction				

SANTA MONICA COMMUNITY COLLEGE DISTRICT
 FUND 42.2
 MEASURE U EXPENDITURES
 As of June 30, 2016

Projects	Budget	02/03 Final	03/04 Final	04/05 Final	05/06 Final	06/07 Final	07/08 Final	08/09 Final	09/10 Final	10/11 Final	11/12 Final	12/13 Final	13/14 Final	14/15 Final	15/16 Final	Combined Totals
U7100010																
Purchase of BAE Airport Site (A)																
Site Acquisition		\$0	\$0	\$0	\$30,280,878	\$0	\$0	\$0	\$0	\$0	\$0	\$0	\$0	\$0	\$0	\$30,280,878
Total		\$0	\$0	\$0	\$30,280,878	\$0	\$0	\$0	\$0	\$0	\$0	\$0	\$0	\$0	\$0	\$30,280,878
Project Budget	\$30,280,878															
Less Other Funding	\$0															
Net	\$30,280,878															
Actual Measure U Expenditures	\$30,280,878															
Running Balance	\$0															
U7100028																
Emeritus College Facility (B)																
Site Acquisition		\$8,658,675	\$0	\$0	\$0	\$0	\$0	\$0	\$0	\$0	\$0	\$0	\$0	\$0	\$0	\$8,658,675
Legal		\$14,648	\$3,009	\$20,421	\$0	\$0	\$0	\$0	\$0	\$0	\$0	\$0	\$0	\$0	\$0	\$38,078
Architect		\$93,735	\$27,831	\$161	\$0	\$0	\$0	\$0	\$0	\$0	\$0	\$0	\$0	\$0	\$0	\$121,727
Engineering		\$18,400	\$0	\$0	\$0	\$0	\$0	\$0	\$0	\$0	\$0	\$0	\$0	\$0	\$0	\$18,400
Supply		\$0	\$4,461	\$0	\$0	\$0	\$0	\$0	\$0	\$0	\$0	\$0	\$0	\$0	\$0	\$4,461
Building & Additions		\$0	\$17,496	\$0	\$4,000	\$0	\$0	\$0	\$0	\$0	\$0	\$0	\$0	\$0	\$0	\$21,496
Cap Equipment		\$0	\$49,406	\$0	\$0	\$0	\$0	\$0	\$0	\$0	\$0	\$0	\$0	\$0	\$0	\$49,406
Non-Cap Equipment		\$0	\$2,197	\$0	-\$108	\$0	\$0	\$0	\$0	\$0	\$0	\$0	\$0	\$0	\$0	-\$2,305
Total		\$8,785,459	\$100,007	\$20,582	\$3,892	\$0	\$0	\$0	\$0	\$0	\$0	\$0	\$0	\$0	\$0	\$8,909,940
Project Budget	\$9,603,782															
Less Other Funding*	\$693,842															
Net	\$8,909,940															
Actual Measure U Expenditures	\$8,909,940															
Running Balance	\$0															
U7100006																
1738 Pearl Street (C)																
Site Acquisition		\$0	\$704,534	\$0	\$0	\$0	\$0	\$0	\$0	\$0	\$0	\$0	\$0	\$0	\$0	\$704,534
Site Improvement		\$0	\$3,250	\$0	\$0	\$0	\$0	\$0	\$0	\$0	\$0	\$0	\$0	\$0	\$0	\$3,250
Building & Additions		\$0	\$41,424	\$0	\$0	\$0	\$0	\$0	\$0	\$0	\$0	\$0	\$0	\$0	\$0	\$41,424
Total		\$0	\$749,208	\$0	\$0	\$0	\$0	\$0	\$0	\$0	\$0	\$0	\$0	\$0	\$0	\$749,208
Project Budget	\$749,208															
Less Other Funding	\$0															
Net	\$749,208															
Actual Measure U Expenditures	\$749,208															
Running Balance	\$0															

* Other Funding Source:
 Emeritus College Foundation \$693,842 received

SANTA MONICA COMMUNITY COLLEGE DISTRICT
 FUND 42.2
 MEASURE U EXPENDITURES
 As of June 30, 2016

Projects	Budget	02/03 Final	03/04 Final	04/05 Final	05/06 Final	06/07 Final	07/08 Final	08/09 Final	09/10 Final	10/11 Final	11/12 Final	12/13 Final	13/14 Final	14/15 Final	15/16 Final	Combined Totals
U7100026																
PE Temporary Building Replacement (D)																
Architect		\$148,055	\$42,372	\$6,220	\$485	\$0	\$0	\$0	\$0	\$0	\$0	\$0	\$0	\$0	\$0	\$197,133
Building & Additions		\$43,066	\$1,922,493	\$415,932	\$0	\$0	\$0	\$0	\$0	\$0	\$0	\$0	\$0	\$0	\$0	\$2,382,291
Inspection & Testing		\$6,455	\$736,510	\$716	\$0	\$0	\$0	\$0	\$0	\$0	\$0	\$0	\$0	\$0	\$0	\$743,681
Project Management		\$4,800	\$56,247	\$5,225	\$0	\$0	\$0	\$0	\$0	\$0	\$0	\$0	\$0	\$0	\$0	\$66,272
Advertising and Moving Expenses		\$763	\$0	\$6,893	\$0	\$0	\$0	\$0	\$0	\$0	\$0	\$0	\$0	\$0	\$0	\$7,656
Total		\$203,939	\$2,157,622	\$434,987	\$485	\$0	\$0	\$0	\$0	\$0	\$0	\$0	\$0	\$0	\$0	\$2,797,033
Project Budget	\$2,797,033															
Less Other Funding	\$0															
Net	\$2,797,033															
Actual Measure U Expenditures	\$2,797,033															
Running Balance	\$0															
U7100310																
Remodel Library Village for Math (E)																
Moving Exp.		\$0	\$38,625	\$0	\$0	\$0	\$0	\$0	\$0	\$0	\$0	\$0	\$0	\$0	\$0	\$38,625
Building & Additions		\$0	\$1,036,490	\$115,653	\$0	\$0	\$0	\$0	\$0	\$0	\$0	\$0	\$0	\$0	\$0	\$1,152,143
Architect		\$104,992	\$27,141	\$1,340	\$486	\$0	\$0	\$0	\$0	\$0	\$0	\$0	\$0	\$0	\$0	\$133,959
Engineering		\$0	\$2,658	\$0	\$0	\$0	\$0	\$0	\$0	\$0	\$0	\$0	\$0	\$0	\$0	\$2,658
Inspection & Testing		\$0	\$27,083	\$25,175	\$0	\$0	\$0	\$0	\$0	\$0	\$0	\$0	\$0	\$0	\$0	\$52,258
Project Management		\$0	\$51,679	\$4,400	\$0	\$0	\$0	\$0	\$0	\$0	\$0	\$0	\$0	\$0	\$0	\$56,079
Advertising and Moving Expenses		\$207	\$10,137	\$12,623	\$0	\$0	\$0	\$0	\$0	\$0	\$0	\$0	\$0	\$0	\$0	\$22,967
Total		\$105,199	\$1,193,813	\$159,191	\$486	\$0	\$0	\$0	\$0	\$0	\$0	\$0	\$0	\$0	\$0	\$1,458,690
Project Budget	\$1,458,690															
Less Other Funding	\$0															
Net	\$1,458,690															
Actual Measure U Expenditures	\$1,458,690															
Running Balance	\$0															

SANTA MONICA COMMUNITY COLLEGE DISTRICT
 FUND 42.2
 MEASURE U EXPENDITURES
 As of June 30, 2016

Projects	Budget	02/03 Final	03/04 Final	04/05 Final	05/06 Final	06/07 Final	07/08 Final	08/09 Final	09/10 Final	10/11 Final	11/12 Final	12/13 Final	13/14 Final	14/15 Final	15/16 Final	Combined Totals
U7110027																
SM Airport Campus Site Improvements (F)																
Supplies		\$0	\$26,234	\$975	\$5,873	\$0	\$0	\$0	\$0	\$0	\$0	\$0	\$0	\$0	\$0	\$33,082
Misc Fees		\$0	\$25	\$0	\$0	\$34,274	\$0	\$0	\$0	\$0	\$0	\$0	\$0	\$0	\$0	\$34,299
Other Contract Services		\$3,980	\$11,508	\$8,434	\$1,501	\$0	\$0	\$0	\$0	\$0	\$0	\$0	\$0	\$0	\$0	\$25,302
Site Improvement		\$0	\$0	\$15,182	\$5,790	\$7,237	\$0	\$0	\$0	\$0	\$0	\$0	\$0	\$0	\$0	\$28,209
Building & Additions		\$0	\$1,495,697	\$1,670,788	\$4,824	\$0	\$0	\$0	\$0	\$0	\$0	\$0	\$0	\$0	\$0	\$3,171,309
Architect		\$104,934	\$500	\$0	\$43,570	\$0	\$0	\$0	\$0	\$0	\$0	\$0	\$0	\$0	\$0	\$149,004
Engineering		\$35,000	\$148,304	\$950	\$10,040	\$0	\$0	\$0	\$0	\$0	\$0	\$0	\$0	\$0	\$0	\$194,294
Inspection & Testing		\$5,032	\$118,662	\$191,271	\$0	\$0	\$0	\$0	\$0	\$0	\$0	\$0	\$0	\$0	\$0	\$314,965
Project Management		\$750	\$155,798	\$38,425	\$1,365	\$220	\$0	\$0	\$0	\$0	\$0	\$0	\$0	\$0	\$0	\$196,558
City Fees, Advertising and Security System		\$16,587	\$1,302	\$327	\$150	\$4,375	\$0	\$0	\$0	\$0	\$0	\$0	\$0	\$0	\$0	\$23,241
Total		\$166,163	\$1,958,530	\$1,926,352	\$73,113	\$46,106	\$0	\$0	\$0	\$0	\$0	\$0	\$0	\$0	\$0	\$4,170,264
Project Budget	\$4,170,264															
Less Other Funding	\$0															
Net	\$4,170,264															
Actual Measure U Expenditures	\$4,170,264															
Running Balance	\$0															
U7110027																
SM Airport Campus West Building (G)																
Supply		\$0	\$0	\$17,650	\$28,017	\$0	\$0	\$0	\$0	\$0	\$0	\$0	\$0	\$0	\$0	\$45,667
Other Contract Services		\$0	\$0	\$0	\$3,576	\$0	\$0	\$0	\$0	\$0	\$0	\$0	\$0	\$0	\$0	\$3,576
Moving Expenses		\$0	\$0	\$180	\$15,824	\$0	\$0	\$0	\$0	\$0	\$0	\$0	\$0	\$0	\$0	\$16,004
Building & Additions		\$0	\$0	\$15,037,532	\$1,256,065	\$46,946	\$0	\$0	\$0	\$0	\$0	\$0	\$0	\$0	\$0	\$16,340,543
Architect		\$0	\$971,954	\$1,043,950	\$49,779	\$1,147	\$0	\$0	\$0	\$0	\$0	\$0	\$0	\$0	\$0	\$2,066,830
Engineering		\$0	\$2,920	\$9,600	\$5,010	\$963	\$0	\$0	\$0	\$0	\$0	\$0	\$0	\$0	\$0	\$18,693
Inspection & Testing		\$0	\$21,173	\$126,510	\$9,856	\$0	\$0	\$0	\$0	\$0	\$0	\$0	\$0	\$0	\$0	\$157,539
Project Management		\$0	\$14,450	\$313,715	\$13,956	\$0	\$0	\$0	\$0	\$0	\$0	\$0	\$0	\$0	\$0	\$342,121
Cap Equipment		\$0	\$49,795	\$326,382	\$4,792	\$0	\$0	\$0	\$0	\$0	\$0	\$0	\$0	\$0	\$0	\$380,969
Non-Cap Equipment		\$0	\$0	\$280,558	\$57,240	\$0	\$0	\$0	\$0	\$0	\$0	\$0	\$0	\$0	\$0	\$337,798
Total		\$0	\$1,060,292	\$17,156,277	\$1,444,115	\$49,056	\$0	\$0	\$0	\$0	\$0	\$0	\$0	\$0	\$0	\$19,709,741
Project Budget	\$19,709,741															
Less Other Funding	\$0															
Net	\$19,709,741															
Actual Measure U Expenditures	\$19,709,741															
Running Balance	\$0															

SANTA MONICA COMMUNITY COLLEGE DISTRICT
 MEASURE U EXPENDITURES
 FUND 42.2
 As of June 30, 2016

Projects	Budget	02/03 Final	03/04 Final	04/05 Final	05/06 Final	06/07 Final	07/08 Final	08/09 Final	09/10 Final	10/11 Final	11/12 Final	12/13 Final	13/14 Final	14/15 Final	15/16 Final	Combined Totals
U7100025																
Theatre Arts Renovation (H)																
Supplies		\$0	\$8,904	-\$14	\$12,858	\$16,619	\$0	\$0	\$0	\$0	\$0	\$0	\$0	\$0	\$0	\$38,967
Legal		\$0	\$0	\$0	\$0	\$0	\$0	\$0	\$0	\$0	\$0	\$0	\$0	\$0	\$0	\$0
Moving Services		\$0	\$0	\$0	\$0	\$14,061	\$0	\$0	\$0	\$0	\$0	\$0	\$0	\$0	\$0	\$14,061
Other Contract Services		\$0	\$0	\$0	\$0	\$0	\$0	\$5,245	\$0	\$0	\$0	\$0	\$0	\$0	\$0	\$5,245
Rental / Lease		\$0	\$1,446	\$2,200	\$0	\$0	\$0	\$0	\$0	\$0	\$0	\$0	\$0	\$0	\$0	\$3,646
Building & Additions		\$528	\$1,326,630	\$4,540,487	\$10,897,603	\$56,122	\$25,220	\$0	\$0	\$0	\$0	\$0	\$0	\$0	\$0	\$16,846,590
Architect		\$289,913	\$369,213	\$423,416	\$82,639	\$0	\$0	\$0	\$0	\$0	\$0	\$0	\$47,365	\$0	\$0	\$1,212,545
Engineering		\$6,174	\$2,981	\$16,606	\$2,375	\$1,250	\$0	\$0	\$0	\$0	\$0	\$0	\$0	\$0	\$0	\$29,386
Inspection & Testing		\$150	\$14,785	\$353,890	\$297,675	\$1,116	\$0	\$0	\$0	\$0	\$0	\$0	\$0	\$0	\$0	\$667,616
Project Management		\$150	\$45,898	\$184,219	\$193,898	\$14,818	\$230	\$0	\$0	\$0	\$0	\$0	\$0	\$0	\$0	\$439,013
Cleaning, Storage and Installation		\$0	\$912	\$0	\$2,548	\$2,267	\$0	\$0	\$0	\$0	\$0	\$0	\$0	\$0	\$0	\$5,627
Cap Equipment		\$0	\$2,388	\$0	\$6,458	\$59,689	\$0	\$0	\$0	\$0	\$0	\$0	\$0	\$0	\$0	\$97,785
Non-Cap Equipment		\$0	\$2,388	\$0	\$36,749	\$145,294	\$0	\$0	\$0	\$0	\$0	\$0	\$0	\$0	\$0	\$184,432
Total		\$296,915	\$1,804,496	\$5,520,804	\$11,532,803	\$311,236	\$25,450	\$5,245	\$0	\$0	\$0	\$0	\$47,365	\$0	\$0	\$19,544,314
Project Budget	\$19,544,314															
Less Other Funding	\$0															
Actual Measure U Expenditures	\$19,544,314															
Running Balance	\$0															

U7100110																
Earthquake Rpl. Liberal Arts North (I)																
Supplies		\$0	\$0	\$0	\$0	\$1,408	\$0	\$75	\$0	\$0	\$0	\$0	\$0	\$0	\$0	\$1,483
Legal		\$0	\$0	\$0	\$0	\$897	\$0	\$0	\$0	\$0	\$0	\$0	\$0	\$0	\$0	\$897
Other Contract Services		\$285	\$0	\$1,043,660	\$5,916,281	-\$973,001	\$321,345	\$14,898	\$0	-\$834,764	\$0	-\$1,127,809	\$0	\$0	\$0	\$4,360,876
Building & Additions		\$0	\$611,732	\$102,824	\$209,490	\$216,563	\$21,215	\$3,485	\$0	\$0	\$0	\$0	\$0	\$0	\$0	\$1,165,289
Architect		\$3,248	\$4,295	\$0	\$250	\$0	\$250	\$0	\$0	\$0	\$0	\$0	\$0	\$0	\$0	\$8,043
Engineering		\$0	\$28,312	\$326,203	\$77,942	\$0	\$0	\$0	\$0	\$0	\$0	\$0	\$0	\$0	\$0	\$432,458
Inspection & Testing		\$0	\$26,072	\$33,549	\$128,937	\$124,222	\$255	\$1,155	\$286	\$0	\$0	\$0	\$0	\$0	\$0	\$314,475
Advertising and Fees		\$0	\$0	\$7,334	\$0	\$0	\$0	\$0	\$0	\$0	\$0	\$0	\$0	\$0	\$0	\$7,330
Cap-Equipment		\$0	\$0	\$0	\$0	\$25,356	\$12,579	\$0	\$0	\$0	\$0	\$0	\$0	\$0	\$0	\$37,935
Non-Cap Equipment		\$0	\$0	\$0	\$2,033	\$170,425	\$4,093	\$0	\$0	\$0	\$0	\$0	\$0	\$0	\$0	\$176,550
Total		\$3,513	\$642,095	\$1,215,679	\$6,583,194	-\$356,123	\$359,737	\$19,592	\$286	-\$834,764	\$0	-\$1,127,809	\$0	\$0	\$0	\$6,505,400
Project Budget	\$12,507,725	Received														
Less Other Funding*	\$6,002,325															
Net	\$6,505,400															
Actual Measure U Expenditures	\$6,505,400															
Running Balance	\$0															

* Other Funding Sources:
 City of Santa Monica \$4,039,753 received
 FEMA \$1,962,572 committed, \$1,962,572 received

SANTA MONICA COMMUNITY COLLEGE DISTRICT
 MEASURE U EXPENDITURES
 FUND 42.2
 As of June 30, 2016

Projects	Budget	02/03 Final	03/04 Final	04/05 Final	05/06 Final	06/07 Final	07/08 Final	08/09 Final	09/10 Final	10/11 Final	11/12 Final	12/13 Final	13/14 Final	14/15 Final	15/16 Final	Combined Totals
U7100013, U7100047																
Music Complex (U)																
Advertising		\$0	\$0	\$436	\$0	\$0	\$0	\$0	\$0	\$0	\$0	\$0	\$0	\$0	\$0	\$436
Supplies		\$0	\$0	\$0	\$0	\$194	\$19,094	\$0	\$0	\$0	\$0	\$0	\$0	\$0	\$0	\$19,288
Consultants		\$0	\$0	\$0	\$0	\$0	\$36,000	\$0	\$0	\$0	\$0	\$0	\$0	\$0	\$0	\$36,000
Other Contract Services		\$0	\$0	\$0	\$0	\$0	\$180	\$0	\$0	\$0	\$0	\$0	\$0	\$0	\$0	\$180
Moving Services		\$0	\$0	\$0	\$0	\$0	\$6,330	\$0	\$0	\$0	\$0	\$0	\$0	\$0	\$0	\$6,330
Building & Additions		\$0	\$0	\$356,464	\$1,293,726	-\$737,213	\$273,531	\$273,531	\$0	\$0	\$0	\$0	\$0	\$0	\$0	\$1,186,609
Architect		\$0	\$187,922	\$22,500	\$37,227	\$38,448	\$4,052	\$14,356	\$21,370	\$0	\$225	\$3,992	\$2,038	\$0	\$0	\$311,441
Engineering		\$0	\$0	\$0	\$0	\$0	\$0	\$0	\$0	\$0	\$0	\$0	\$0	\$0	\$0	\$0
Inspection & Testing		\$0	\$0	\$29,740	\$19,265	\$26,238	\$35,800	\$0	\$0	\$0	\$0	\$0	\$0	\$0	\$0	\$111,122
Project Management		\$0	\$170	\$46,739	\$36,351	\$56,914	\$16,200	\$1,288	\$0	\$0	\$0	\$0	\$0	\$0	\$0	\$147,662
Cap Equipment		\$0	\$0	\$0	\$0	\$0	\$62,600	\$0	\$0	\$0	\$0	\$0	\$0	\$0	\$0	\$62,600
Non-Cap Equipment		\$0	\$0	\$0	\$0	\$29,852	\$78,582	\$0	\$0	\$0	\$0	\$0	\$0	\$0	\$0	\$108,434
Total		\$0	\$188,092	\$445,879	\$1,386,568	-\$585,566	\$532,447	\$37,014	\$0	\$681	\$225	\$3,992	\$2,038	\$0	\$0	\$2,011,371
Project Budget	\$4,629,484	Received														
Less Other Funding*	\$2,618,113	\$2,618,113														
Net	\$2,011,371															
Actual Measure U Expenditures	\$2,011,371															
Running Balance	\$0															

* Other Funding Sources:
 Prop T Refinance \$2,618,113 received

Projects	Budget	02/03 Final	03/04 Final	04/05 Final	05/06 Final	06/07 Final	07/08 Final	08/09 Final	09/10 Final	10/11 Final	11/12 Final	12/13 Final	13/14 Final	14/15 Final	15/16 Final	Combined Totals
U7100111																
Earthquake Rpl. Liberal Arts South (K)																
Supply		\$0	\$0	\$855	\$2,497	\$379	\$23,811	\$75	\$0	\$0	\$0	\$0	\$0	\$0	\$0	\$27,618
Legal		\$0	\$0	\$0	\$0	\$0	\$2,203	\$0	\$0	\$0	\$0	\$0	\$0	\$0	\$0	\$2,203
Moving Services		\$0	\$0	\$0	\$0	\$0	\$4,063	\$0	\$0	\$0	\$0	\$0	\$0	\$0	\$0	\$4,063
Consultants		\$0	\$0	\$0	\$17,265	\$41,435	\$0	\$0	\$0	\$0	\$0	\$0	\$0	\$0	\$0	\$58,700
Other Contract Services		\$0	\$0	\$6,154	\$202	\$0	\$0	\$0	\$0	\$0	\$0	\$0	\$0	\$0	\$0	\$6,356
Building & Additions		\$0	\$0	\$26,302	\$3,091,306	\$5,706,802	-\$4,642,459	\$0	\$91,516	\$0	\$0	\$0	\$0	\$0	\$0	\$4,273,467
Architect		\$0	\$0	\$836,555	-\$503,297	\$163,506	\$183,877	\$39,984	\$2,549	\$0	\$0	\$0	\$0	\$0	\$0	\$723,174
Engineering		\$0	\$0	\$3,125	\$150	\$5,344	\$500	\$0	\$0	\$0	\$0	\$0	\$0	\$0	\$0	\$9,119
Inspection & Testing		\$0	\$0	\$0	\$179,798	\$296,015	\$68,273	\$0	\$0	\$0	\$0	\$0	\$0	\$0	\$0	\$544,086
Project Management		\$0	\$0	\$0	\$43,989	\$262,598	\$52,690	\$1,722	\$1,278	\$0	\$0	\$0	\$0	\$0	\$0	\$362,276
Cap Equipment		\$0	\$0	\$0	\$0	\$0	\$0	\$0	\$0	\$0	\$0	\$0	\$0	\$0	\$0	\$0
Non-Cap Equipment		\$0	\$0	\$0	\$0	\$58,726	\$45,388	-\$7,074	\$0	\$0	\$0	\$0	\$0	\$0	\$0	\$97,040
Total		\$0	\$0	\$872,991	\$2,831,909	\$6,534,806	-\$4,261,655	\$34,757	\$95,342	\$0	\$0	\$0	\$0	\$0	\$0	\$6,108,150
Project Budget	\$16,733,220	Received														
Less Other Funding*	\$10,625,070	\$10,625,070														
Net	\$6,108,150															
Actual Measure U Expenditures	\$6,108,150															
Running Balance	\$0															

* Other Funding Sources:
 City of Santa Monica \$6,167,070 received
 State of California \$4,468,000 received

SANTA MONICA COMMUNITY COLLEGE DISTRICT
 MEASURE U EXPENDITURES
 FUND 42.2
 As of June 30, 2016

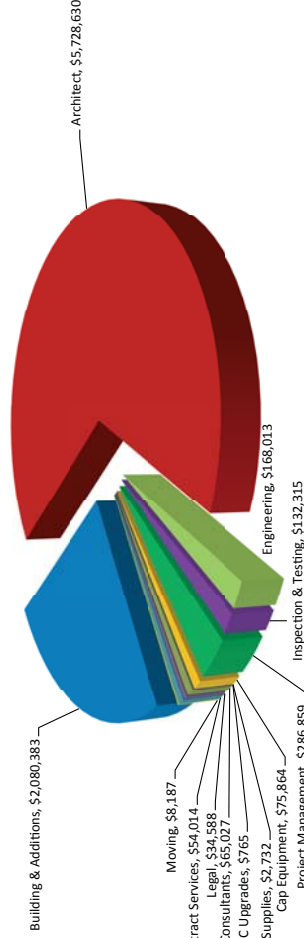
Projects	Budget	02/03 Final	03/04 Final	04/05 Final	05/06 Final	06/07 Final	07/08 Final	08/09 Final	09/10 Final	10/11 Final	11/12 Final	12/13 Final	13/14 Final	14/15 Final	15/16 Final	Combined Totals
U7100221																
Shuttle Replacement Parking (L)																
Supplies		\$0	\$0	\$0	\$0	\$0	\$1,347	\$0	\$0	\$0	\$0	\$0	\$0	\$0	\$0	\$1,347
Legal		\$0	\$0	\$0	\$8,462	\$35,103	\$0	\$0	\$0	\$0	\$0	\$0	\$0	\$0	\$0	\$43,565
Site Acquisition		\$0	\$0	\$0	\$0	\$16,903,087	\$0	\$0	\$0	\$0	\$0	\$0	\$0	\$0	\$0	\$16,903,087
Site Improvement		\$0	\$0	\$0	\$0	\$3,027	\$0	\$0	\$0	\$0	\$0	\$0	\$0	\$0	\$0	\$3,027
Building & Additions		\$0	\$0	\$0	\$0	\$484,000	\$1,252,224	\$2,353	\$0	\$0	\$0	\$0	\$0	\$0	\$0	\$1,738,577
Architect		\$0	\$0	\$0	\$0	\$51,569	\$7,208	\$0	\$0	\$0	\$0	\$0	\$0	\$0	\$0	\$58,777
Engineering		\$0	\$0	\$0	\$0	\$139,822	\$41,250	\$0	\$0	\$0	\$0	\$0	\$0	\$0	\$0	\$181,072
Inspection & Testing		\$0	\$0	\$0	\$0	\$139,822	\$41,250	\$0	\$0	\$0	\$0	\$0	\$0	\$0	\$0	\$181,072
Project Management		\$0	\$0	\$0	\$0	\$7,631	\$32,425	\$0	\$0	\$0	\$0	\$0	\$0	\$0	\$0	\$40,056
Total	\$18,969,509	\$0	\$0	\$0	\$8,462	\$17,624,240	\$1,334,455	\$2,353	\$0	\$0	\$0	\$0	\$0	\$0	\$0	\$18,969,509
Project Budget	\$18,969,509															
Less Other Funding																
Net	\$18,969,509															
Actual Measure U Expenditures	\$18,969,509															
Running Balance	\$0															
U7100321																
North Quad Plaza (M)																
Legal		\$0	\$0	\$0	\$0	\$0	\$3,825	\$5,604	\$0	\$0	\$0	\$0	\$0	\$0	\$0	\$9,429
Building & Additions		\$0	\$0	\$0	\$0	-\$443	\$6,130,081	\$3,634,487	\$0	\$0	\$0	\$0	\$0	\$0	\$0	\$9,764,125
Architect		\$0	\$231,055	\$8,444	\$140,048	\$435,618	\$171,225	\$68,633	\$2,901	\$10,483	\$0	\$0	\$0	\$0	\$0	\$1,068,407
Engineering		\$0	\$0	\$0	\$0	\$0	\$0	\$0	\$0	\$0	\$0	\$0	\$0	\$0	\$0	\$0
Inspection & Testing		\$0	\$0	\$0	\$0	\$0	\$186,220	\$107,477	\$328	\$0	\$0	\$0	\$0	\$0	\$0	\$294,025
Project Management		\$0	\$0	\$0	\$760	\$210	\$135,601	\$55,782	\$606	\$0	\$0	\$0	\$0	\$0	\$0	\$195,158
Printing		\$0	\$1,900	\$0	\$0	\$0	\$0	\$0	\$0	\$0	\$0	\$0	\$0	\$0	\$0	\$1,900
Cap Equipment		\$0	\$0	\$0	\$0	\$0	\$0	\$55,420	\$0	\$0	\$0	\$0	\$0	\$0	\$0	\$55,420
Total	\$11,388,463	\$0	\$232,955	\$9,204	\$140,258	\$437,375	\$6,626,952	\$3,927,402	\$3,834	\$10,483	\$0	\$0	\$0	\$0	\$0	\$11,388,463
Project Budget	\$11,388,463															
Less Other Funding																
Net	\$11,388,463															
Actual Measure U Expenditures	\$11,388,463															
Running Balance	\$0															

SANTA MONICA COMMUNITY COLLEGE DISTRICT
 FUND 42.2
 MEASURE U EXPENDITURES
 As of June 30, 2016

Projects	Budget	02/03 Final	03/04 Final	04/05 Final	05/06 Final	06/07 Final	07/08 Final	08/09 Final	09/10 Final	10/11 Final	11/12 Final	12/13 Final	13/14 Final	14/15 Final	15/16 Final	Combined Totals
U7100500, U7126450, U7100334, U7100142																
Student Services Building (O)																
Supplies		\$2,014	\$0	\$0	\$0	\$0	\$0	\$718	\$0	\$0	\$0	\$0	\$0	\$0	\$0	\$2,732
PC Upgrades		\$0	\$765	\$0	\$0	\$0	\$0	\$0	\$0	\$0	\$0	\$0	\$0	\$0	\$0	\$765
Consultants		\$0	\$0	\$0	\$0	\$9,334	\$55,693	\$0	\$0	\$0	\$0	\$0	\$0	\$0	\$0	\$65,027
Legal		\$0	\$0	\$0	\$0	\$38	\$2,775	\$31,776	\$0	\$0	\$0	\$0	\$0	\$0	\$0	\$34,598
Other Contract Services		\$210	\$0	\$0	\$0	\$0	\$17,561	\$17,495	\$18,817	-\$70	\$0	\$0	\$0	\$0	\$0	\$54,014
Moving		\$7,571	\$0	\$0	\$0	\$0	\$0	\$616	\$0	\$0	\$0	\$0	\$0	\$0	\$0	\$8,187
Building & Additions		\$359,141	\$2,441	\$0	\$0	\$0	\$0	\$0	\$0	\$0	\$0	\$0	\$0	\$560	\$1,717,465	\$2,080,383
Architect		\$31,782	\$0	\$235,230	\$0	\$43,992	\$0	\$690,099	\$208,521	\$38,643	\$48,442	\$388,611	\$973,427	\$2,502,652	\$567,231	\$5,728,630
Engineering		\$1,838	\$0	\$0	\$0	\$0	\$0	\$6,205	\$27,363	\$3,171	\$0	\$0	\$0	\$55,680	\$73,757	\$168,013
Inspection & Testing		\$4,650	\$0	\$0	\$0	\$0	\$0	\$25,670	\$34,687	\$0	\$0	\$0	\$2,478	\$0	\$69,480	\$132,315
Project Management		\$59,063	\$0	\$2,470	\$0	\$1,100	\$0	\$124,148	\$0	\$0	\$0	\$6,675	\$15,650	\$11,616	\$120,550	\$286,659
Cap. Equipment		\$0	\$0	\$0	\$0	\$0	\$0	\$8,745	\$8,056	\$0	\$0	\$0	\$0	\$0	\$0	\$16,801
Total		\$466,268	\$3,207	\$237,700	\$110,445	\$913,802	\$254,701	\$41,744	\$48,442	\$395,286	\$992,330	\$2,570,508	\$2,548,483	\$8,637,379		
Project Budget	\$130,224,164	Received														
Less Other Funding*	\$109,585,718	\$1,321,000														
Net	\$20,638,446															
Actual Measure U Expenditures	\$8,637,379															
Running Balance	\$12,001,067															

* Other Funding Sources:
 State of California \$1,321,000 received
 Measure S \$47,476,003, Measure AA \$42,738,134 allocated
 Measure U, S & AA Interests \$18,050,681 allocated

Measure U Share of Project Expenses to Date



Student Services Building

Project Description:
 Consolidates various student services departments and college administration in a single complex at the front of the campus

Facility Size:
 110,000 sq/ft & 500 cars underground parking structure

Status:
 In DSA

Architect:
 Steinberg Architects, Morris Architects

Contractor:

SANTA MONICA COMMUNITY COLLEGE DISTRICT
MEASURE U EXPENDITURES

FUND 42.2

As of June 30, 2016

Projects	Budget	02/03 Final	03/04 Final	04/05 Final	05/06 Final	06/07 Final	07/08 Final	08/09 Final	09/10 Final	10/11 Final	11/12 Final	12/13 Final	13/14 Final	14/15 Final	15/16 Final	Combined Totals
U7100090																
Science Complex Additional (P)																
Architect		\$0	\$0	\$0	\$0	\$246,425	\$61,911	\$0	\$0	\$0	\$0	\$0	\$0	\$0	\$0	\$308,336
Total		\$0	\$0	\$0	\$0	\$246,425	\$61,911	\$0	\$0	\$0	\$0	\$0	\$0	\$0	\$0	\$308,336
Project Budget	\$87,944,336															
Less Other Funding	\$87,636,000															
Net	\$308,336															
Actual Measure U Expenditures	\$308,336															
Running Balance	\$0															
*Other Funding Source: State of California \$43,818,000 pending Measure AA \$43,818,000 allocated																
U6780000, U7100022, U7100331, U7100550, U7100005, U7100030, U7100031, U7100029, U7100003, U7100008, U7100332, U7100072, U7100042, U7100056, U7100039																
Infrastructure & Safety (Q)																
Supplies		\$0	\$0	\$254	\$0	\$0	\$0	\$1,700	\$1,393	\$0	\$0	\$0	\$0	\$0	\$0	\$3,347
Consultants		\$0	\$0	\$0	\$0	\$0	\$0	\$16,734	\$0	\$0	\$0	\$0	\$0	\$0	\$0	\$16,734
Maintenance Agreement		\$0	\$0	\$0	\$0	\$0	\$0	\$0	\$0	\$14,673	\$12,979	\$12,979	\$0	\$0	\$0	\$40,632
Legal		\$0	\$0	\$0	\$0	\$0	\$3,527	\$3,294	\$0	\$0	\$0	\$0	\$0	\$0	\$0	\$6,821
Other Contract Services		\$0	\$0	\$0	\$0	\$0	\$7,825	\$81,445	\$203,383	\$3,320	\$0	\$0	\$0	\$0	\$0	\$295,973
Building & Additions		\$681,900	\$195,175	\$20,600	\$0	\$200,620	\$733	\$0	\$0	\$0	\$0	\$0	\$0	\$0	\$0	\$1,099,028
Architect		\$69,081	\$42,108	\$0	\$155,321	\$448,507	\$91,127	\$4,227	\$0	\$0	\$0	\$0	\$0	\$0	\$0	\$809,005
Engineering		\$8,050	\$0	\$0	\$6,750	\$12,000	\$18,429	\$2,360	\$0	\$0	\$0	\$0	\$0	\$0	\$0	\$47,589
Inspection & Testing		\$2,241	\$4,250	\$0	\$0	\$0	\$5,807	\$0	\$0	\$0	\$0	\$0	\$0	\$0	\$0	\$12,298
Project Management		\$0	\$2,805	\$0	\$0	\$3,520	\$1,840	\$38	\$196	\$0	\$0	\$0	\$0	\$0	\$0	\$8,399
Cap Equipment		\$0	\$0	\$343,861	\$0	\$0	\$0	\$895,171	\$249,531	\$40,002	\$0	\$0	\$0	\$0	\$0	\$1,628,565
Non-Cap Equipment		\$0	\$785	\$0	\$0	\$0	\$0	\$0	\$0	\$0	\$29,694	\$0	\$0	\$0	\$0	\$33,910
Advertising		\$0	\$0	\$0	\$0	\$0	\$0	\$0	\$0	\$0	\$0	\$0	\$0	\$0	\$0	\$785
Total		\$761,272	\$245,122	\$364,715	\$162,071	\$664,647	\$129,287	\$1,004,968	\$558,718	\$57,995	\$42,673	\$11,614	\$0	\$0	\$0	\$4,003,084
Project Budget	\$4,003,084															
Less Other Funding	\$0															
Net	\$4,003,084															
Actual Measure U Expenditures	\$4,003,084															
Running Balance	\$0															

SANTA MONICA COMMUNITY COLLEGE DISTRICT
 MEASURE U EXPENDITURES
 FUND 42.2
 As of June 30, 2016

Projects	Budget	02/03 Final	03/04 Final	04/05 Final	05/06 Final	06/07 Final	07/08 Final	08/09 Final	09/10 Final	10/11 Final	11/12 Final	12/13 Final	13/14 Final	14/15 Final	15/16 Final	Combined Totals
U7100007																
Restroom Improvement (R)																
Supplies	\$0	\$564	\$0	\$1,075	\$0	\$0	\$0	\$0	\$0	\$0	\$0	\$0	\$0	\$0	\$0	\$1,639
Other Contract Services	\$0	\$0	\$0	\$3,803	\$0	\$0	\$0	\$0	\$0	\$0	\$0	\$0	\$0	\$0	\$0	\$3,803
Building & Additions	\$0	\$1,305	\$0	\$7,891	\$0	\$0	\$0	\$0	\$0	\$0	\$0	\$0	\$0	\$0	\$0	\$9,196
Inspection & Testing	\$0	\$2,043	\$0	\$820	\$0	\$0	\$0	\$0	\$0	\$0	\$0	\$0	\$0	\$0	\$0	\$2,863
Total	\$0	\$3,912	\$0	\$13,589	\$0	\$0	\$0	\$0	\$0	\$0	\$0	\$0	\$0	\$0	\$0	\$17,501
Project Budget	\$17,501															
Less Other Funding	\$0															
Net	\$17,501															
Actual Measure U Expenditures	\$17,501															
Running Balance	\$0															
U7100004, U7110020																
Master Planning (S)																
Consultants	\$9,000	\$26,516	\$158,449	\$374,329	\$125,404	\$17,998	\$363,342	\$0	\$0	\$0	\$0	\$0	\$0	\$0	\$0	\$1,075,038
Architect	\$0	\$17,617	\$126,433	\$104,083	\$126,701	\$346,827	\$276,985	\$0	\$0	\$0	\$0	\$0	\$0	\$0	\$0	\$988,647
Rental / Lease	\$0	\$0	\$6,453	\$0	\$0	\$0	\$0	\$0	\$0	\$0	\$0	\$0	\$0	\$0	\$0	\$6,453
Postage	\$0	\$0	\$30,000	\$0	\$0	\$0	\$0	\$0	\$0	\$0	\$0	\$0	\$0	\$0	\$0	\$30,000
Reimbursement to SMC	\$0	\$0	\$0	\$180	\$0	\$0	\$0	\$0	\$0	\$0	\$0	\$0	\$0	\$0	\$0	\$180
Project Management	\$0	\$0	\$0	\$0	\$0	\$0	\$113	\$0	\$0	\$0	\$0	\$0	\$0	\$0	\$0	\$113
Total	\$9,000	\$44,133	\$321,335	\$478,593	\$252,105	\$364,825	\$640,439	\$0	\$0	\$0	\$0	\$0	\$0	\$0	\$0	\$2,110,430
Project Budget	\$2,110,430															
Less Other Funding	\$0															
Net	\$2,110,430															
Actual Measure U Expenditures	\$2,110,430															
Running Balance	\$0															
U7100024																
14th and Pico Project (T)																
Consultants	\$0	\$888	\$0	\$0	\$0	\$0	\$0	\$0	\$0	\$0	\$0	\$0	\$0	\$0	\$0	\$888
Architect	\$258,601	\$47,343	\$0	\$0	\$0	\$0	\$0	\$0	\$0	\$0	\$0	\$0	\$0	\$0	\$0	\$305,944
Inspection & Testing	\$12,070	\$0	\$0	\$0	\$0	\$0	\$0	\$0	\$0	\$0	\$0	\$0	\$0	\$0	\$0	\$12,070
Project Management	\$0	\$340	\$0	\$0	\$0	\$0	\$0	\$0	\$0	\$0	\$0	\$0	\$0	\$0	\$0	\$340
Total	\$270,671	\$48,571	\$0	\$0	\$0	\$0	\$0	\$0	\$0	\$0	\$0	\$0	\$0	\$0	\$0	\$319,242
Project Budget	\$319,242															
Less Other Funding	\$0															
Net	\$319,242															
Actual Measure U Expenditures	\$319,242															
Running Balance	\$0															
Grand Total	\$11,068,400	\$10,432,055	\$28,685,697	\$54,940,416	\$25,278,771	\$5,283,853	\$6,585,573	\$912,880	-\$723,860	\$91,341	-\$716,916	\$1,041,732	\$2,570,508	\$2,548,483	\$147,998,933	

Note: Project N had no expenses

SANTA MONICA COMMUNITY COLLEGE DISTRICT
Measure S Project Schedule
 As of June 30, 2016

	Project Name	Completion	2014	2015	2016	2017	2018
1	Athletic Fields Phase I, Corsair Field	Completed					
1A	Athletic Fields Phase I, John Adams	Completed					
2	Performing Arts Center	Completed					
3	Career Opportunity Center	Completed					
4	Replacement Health/PE/Fitness Building	February 2017					
5	Early Childhood Development/Childcare	December 2018					
6	Malibu Site Acquisition and Facility	December 2018					
7	Energy Efficiency Projects	Completed					
8	Satellite Campus Parking Facilities and Roadway Improvements	Deferred					
9	Parking Garage, Grounds and Equipment - Student Services	November 2018					
10	Pico Promenade Improvements	Completed					
11	Master Planning	Completed					
12	Other Bond Related Expenses	On-Going					
13	Adv. Architecture Related Exp for AA	Completed					
14	Real Property Acquisition	Completed					
15	Signage Safety/Information	Completed					
16	Cost of Issuance	On-Going					
			In Planning				
					In Construction		

SANTA MONICA COMMUNITY COLLEGE DISTRICT
MEASURE S EXPENDITURES
 FUND 42.3
 As of June 30, 2016

Projects	Budget	04/05 Final	05/06 Final	06/07 Final	07/08 Final	08/09 Final	09/10 Final	10/11 Final	11/12 Final	12/13 Final	13/14 Final	14/15 Final	15/16 Final	Combined Totals
\$7100019														
Athletic Field Phase I, Corsair Field (1)														
Legal		\$0	\$0	\$0	\$301	\$175	\$0	\$0	\$0	\$0	\$0	\$0	\$0	\$476
Building & Additions		\$0	\$0	\$0	\$300,380	\$2,579,095	\$0	\$0	\$0	\$0	\$0	\$0	\$0	\$2,879,475
Architect		\$27,332	\$43,815	\$197,557	\$262,736	\$279,173	\$26,563	\$0	\$0	\$0	\$0	\$0	\$0	\$827,176
Inspection & Testing		\$0	\$0	\$0	\$23,411	\$57,585	\$640	\$296	\$0	\$0	\$0	\$0	\$0	\$81,932
Project Management		\$0	\$0	\$0	\$9,871	\$42,374	\$565	\$0	\$0	\$0	\$0	\$0	\$0	\$52,810
Cap Equipment		\$0	\$0	\$0	\$0	\$483,017	\$35,271	\$0	\$0	\$0	\$0	\$0	\$0	\$518,288
Non-Cap Equipment		\$0	\$0	\$0	\$0	\$2,066	\$10,312	\$0	\$0	\$0	\$0	\$0	\$0	\$12,378
Total		\$27,332	\$43,815	\$197,557	\$586,699	\$3,443,485	\$73,350	\$296	\$0	\$0	\$0	\$0	\$0	\$4,372,535
Project Budget	\$4,440,065													
Less Other Funding*	\$67,530													
Net	\$4,372,535													
Actual Measure S Expenditures	\$4,372,535													
Running Balance	\$0													

* Other Funding Source:
 Metropolitan Water District \$67,530 received

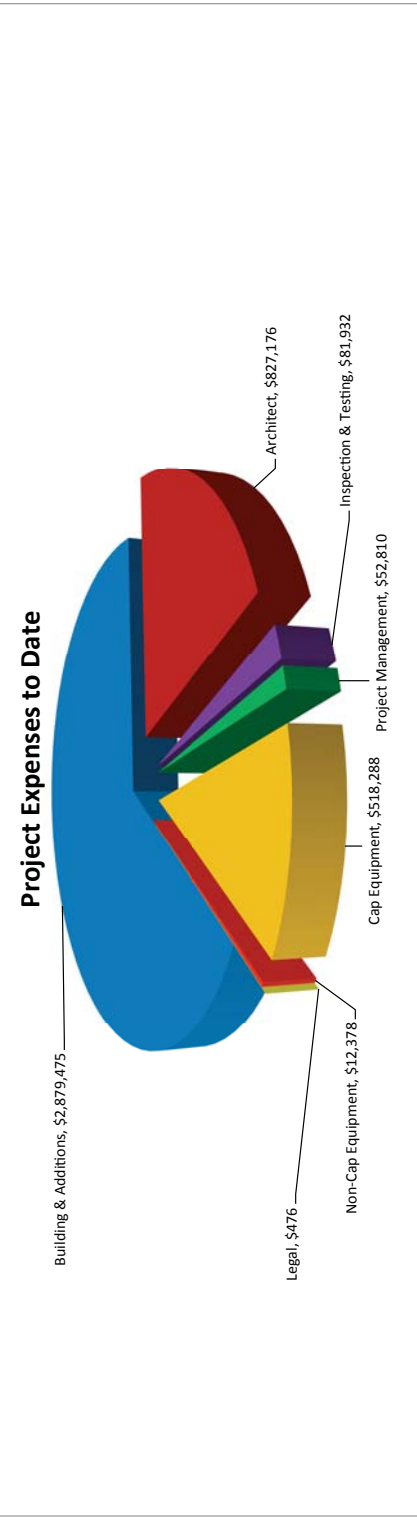
Athletic Field Phase I, Corsair Field

Project Description:
 Renovation of the Corsair Field, stadium lighting and sound system

Status:
 Completed, 2009

Architect:
 CO Architects

Contractor:
 Byrom Davey, Inc.



SANTA MONICA COMMUNITY COLLEGE DISTRICT
 FUND 42.3
MEASURE S EXPENDITURES
 As of June 30, 2016

Projects	Budget	04/05 Final	05/06 Final	06/07 Final	07/08 Final	08/09 Final	09/10 Final	10/11 Final	11/12 Final	12/13 Final	13/14 Final	14/15 Final	15/16 Final	Combined Totals
\$7100038														
Athletic Field Phase I, John Adams (1A)														
Legal		\$0	\$0	\$0	\$0	\$75	\$0	\$0	\$0	\$0	\$0	\$0	\$0	\$75
Building & Additions		\$0	\$0	\$0	\$0	\$16,556	\$1,395,261	\$0	\$0	\$0	\$0	\$0	\$0	\$1,411,817
Architect		\$0	\$5,807	\$93,941	\$0	\$12,150	\$31,818	\$0	\$0	\$0	\$0	\$0	\$0	\$143,715
Inspection & Testing		\$0	\$2,874	\$3,207	\$0	\$0	\$49,984	\$0	\$0	\$0	\$0	\$0	\$0	\$56,066
Project Management		\$0	\$0	\$0	\$0	\$10,921	\$45,170	\$38	\$0	\$0	\$0	\$0	\$0	\$56,128
Cap Equipment		\$0	\$0	\$0	\$0	\$1,290,672	\$0	\$0	\$0	\$0	\$0	\$0	\$0	\$1,290,672
Non-Cap Equipment		\$0	\$0	\$0	\$0	\$11,334	\$0	\$0	\$0	\$0	\$0	\$0	\$0	\$11,334
Total		\$0	\$8,681	\$97,148	\$39,701	\$2,824,239	\$38	\$0	\$0	\$0	\$0	\$0	\$0	\$2,969,807
Project Budget	\$2,969,807													
Less Other Funding	\$0													
Net	\$2,969,807													
Actual Measure S Expenditures	\$2,969,807													
Running Balance	\$0													

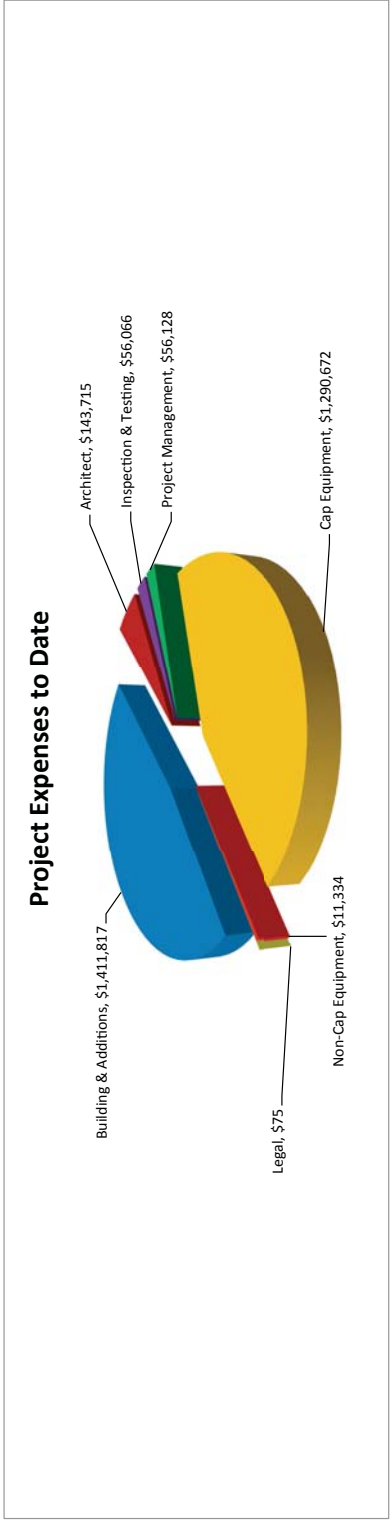
Athletic Field Phase I, John Adams

Project Description:
 Renovation of John Adams Field and lighting

Status:
 Completed, 2008

Architect:
 Caldwell Architects

Contractor:
 Byrom Davey, Inc.



SANTA MONICA COMMUNITY COLLEGE DISTRICT
 FUND 42.3
MEASURE S EXPENDITURES
 As of June 30, 2016

Projects	Budget	04/05 Final	05/06 Final	06/07 Final	07/08 Final	08/09 Final	09/10 Final	10/11 Final	11/12 Final	12/13 Final	13/14 Final	14/15 Final	15/16 Final	Combined Totals
\$7100012														
Performing Arts Center (2)														
Consultants		\$0	\$0	\$0	\$121,790	\$76,639	\$0	\$0	\$0	\$0	\$0	\$0	\$0	\$198,429
Other Contract Services		\$0	\$0	\$4,269	\$0	\$22,729	\$22	\$68	\$0	\$0	\$0	\$0	\$0	\$27,068
Supplies		\$0	\$0	\$0	\$14,565	\$5,810	\$0	\$0	\$0	\$0	\$0	\$0	\$0	\$20,375
Legal		\$0	\$0	\$34,329	\$275,667	\$492,731	\$15,629	\$0	\$0	\$0	\$0	\$0	\$0	\$818,356
Advertising		\$0	\$0	\$0	\$320	\$0	\$0	\$0	\$0	\$0	\$0	\$0	\$0	\$320
Building & Additions		\$7,784,151	\$10,292,986	\$8,930,813	\$2,991,903	\$1,629,990	\$50,000	\$0	\$0	\$0	\$0	\$0	\$0	\$31,679,843
Architect		\$0	\$811,312	\$182,457	\$412,309	\$121,588	\$108	\$1,962	\$0	\$0	\$87,054	\$0	\$0	\$1,616,790
Engineering		\$0	\$3,600	\$5,250	\$1,500	\$9,650	\$0	\$0	\$0	\$0	\$0	\$0	\$0	\$20,000
Inspection & Testing		\$104,308	\$722,685	\$411,193	\$210,381	\$22,256	\$0	\$0	\$0	\$0	\$0	\$0	\$0	\$1,470,823
Project Management		\$31,984	\$155,732	\$248,876	\$263,690	\$47,915	\$3,244	\$0	\$0	\$0	\$0	\$0	\$0	\$751,441
Cap Equipment		\$0	\$0	\$130,218	\$292,565	\$342,693	\$0	\$0	\$0	\$0	\$0	\$0	\$0	\$765,476
Non-Cap Equipment		\$0	\$0	\$15,124	\$93,106	\$220,455	\$0	\$0	\$0	\$0	\$0	\$0	\$0	\$328,665
Total		\$7,920,443	\$11,986,315	\$9,962,528	\$4,677,797	\$2,992,455	\$69,003	\$2,030	\$0	\$0	\$87,054	\$0	\$0	\$37,697,625
Project Budget		\$40,690,201	Received											
Less Other Funding*		\$2,992,576	\$2,992,576											
Net		\$37,697,625												
Actual Measure S Expenditures		\$37,697,625												
Running Balance		\$0												

* Other Funding Source:
 Madison Project Foundation \$2,992,576 received

Performing Arts Center

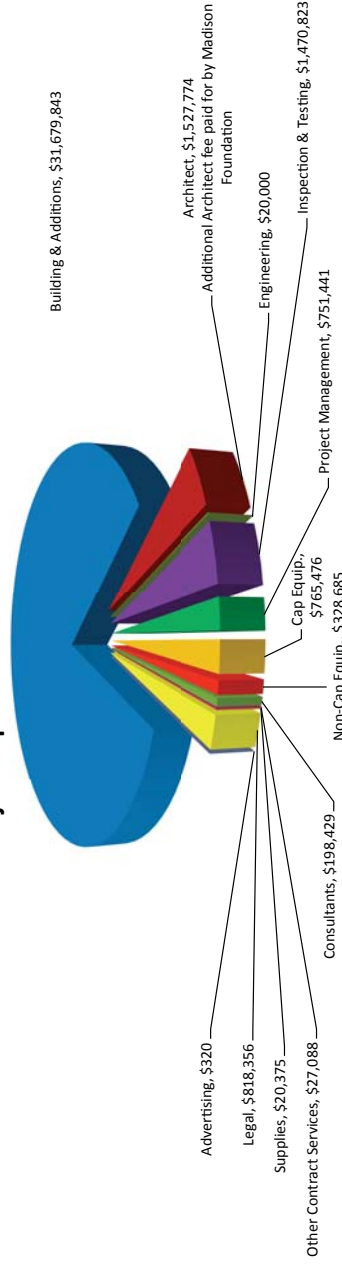
Project Description:
 Construction of a state-of-the-art 499 seat performing arts theater

Status:
 Completed, 2008

Architect:
 Renzo Zecchetto

Contractor:
 FTR International

Project Expenses to Date



SANTA MONICA COMMUNITY COLLEGE DISTRICT
MEASURE S EXPENDITURES

FUND 42.3
 As of June 30, 2016

Projects	Budget	04/05 Final	05/06 Final	06/07 Final	07/08 Final	08/09 Final	09/10 Final	10/11 Final	11/12 Final	12/13 Final	13/14 Final	14/15 Final	15/16 Final	Combined Totals
S7100033, S7100144, S7100060														
Replacement Health/PE/Fitness Building (4)														
Supplies		\$4,809	\$288	\$0	\$0	\$0	\$163	\$0	\$0	\$0	\$0	\$0	\$0	\$5,260
Legal		\$0	\$0	\$0	\$0	\$1,413	\$75	\$0	\$0	\$0	\$0	\$0	\$0	\$1,488
Other Contract Services		\$1,634	\$25,934	\$0	\$0	\$253	\$165	\$0	\$0	\$0	\$0	\$0	\$0	\$27,986
Repair Facility		\$0	\$4,861	\$0	\$0	\$0	\$0	\$0	\$0	\$0	\$0	\$0	\$0	\$4,861
Building & Additions		\$0	\$0	\$0	\$0	\$112,410	\$526,552	\$0	\$0	\$0	\$0	\$6,037,080	\$4,775,714	\$11,451,757
Architect		\$0	\$0	\$0	\$0	\$0	\$41,044	\$0	\$0	\$0	\$0	\$0	\$0	\$41,044
Inspection & Testing		\$0	\$0	\$0	\$0	\$6,518	\$14,363	\$0	\$0	\$0	\$0	\$0	\$0	\$20,881
Project Management		\$0	\$0	\$0	\$0	\$9,070	\$23,425	\$0	\$0	\$0	\$0	\$0	\$0	\$32,495
Cap Equipment		\$0	\$0	\$0	\$0	\$0	\$0	\$17,613	\$0	\$0	\$0	\$0	\$0	\$17,613
Total		\$6,443	\$31,083	\$0	\$0	\$129,663	\$605,787	\$17,613	\$0	\$0	\$6,037,080	\$4,775,714	\$0	\$11,603,383
Project Budget	\$51,643,399													
Less Other Funding*	\$40,040,016													
Net	\$11,603,383													
Actual Measure S Expenditures	\$11,603,383													
Running Balance	\$0													

* Other Funding Source:
 Measure AA \$40,040,016 allocated

S7100045														
Early Childhood Development/Childcare (5)														
Consultants		\$0	\$0	\$0	\$9,200	\$0	\$0	\$0	\$0	\$0	\$12,930	\$14,078	\$1,388	\$42,395
Legal		\$0	\$0	\$0	\$0	\$0	\$0	\$0	\$966	\$0	\$0	\$0	\$0	\$1,690
Architect		\$0	\$0	\$0	\$0	\$0	\$0	\$0	\$0	\$51,792	\$142,428	\$142,968	\$476,827	\$814,960
Inspection & Testing		\$0	\$0	\$0	\$0	\$0	\$0	\$0	\$0	\$37,796	\$7,475	\$823	\$2,323	\$48,416
Project Management		\$0	\$0	\$0	\$0	\$0	\$0	\$1,246	\$21,960	\$98,247	\$33,435	\$6,803	\$3,118	\$126,828
Total		\$0	\$0	\$0	\$9,200	\$0	\$0	\$1,246	\$22,946	\$152,635	\$196,268	\$166,670	\$485,344	\$1,034,309
Project Budget	\$15,520,176													
Less Other Funding*	\$8,520,176													
Net	\$7,000,000													
Actual Measure S Expenditures	\$1,034,309													
Running Balance	\$5,965,691													

* Other Funding Source:
 City of Santa Monica \$6,661,598 committed
 Measure S interest \$1,858,578 allocated

S7100077, S7100015														
Malibu Site Acquisition and Facilities (6)														
Consultants		\$0	\$0	\$0	\$0	\$30,000	\$0	\$0	\$72,157	\$68,109	\$30,342	\$66,277	\$60,262	\$327,147
Legal		\$0	\$27,722	\$16,787	\$6,159	\$504	\$0	\$0	\$0	\$0	\$1,360	\$78,851	\$40,114	\$171,497
Other Contract Services		\$0	\$0	\$0	\$0	\$0	\$0	\$0	\$2,092	\$0	\$0	\$1,820	\$0	\$3,912
Building & Additions		\$0	\$0	\$0	\$0	\$0	\$0	\$0	\$0	\$0	\$536	\$0	\$0	\$536
Architect		\$0	\$0	\$0	\$0	\$0	\$0	\$0	\$966	\$257,584	\$732,891	\$173,610	\$34,753	\$1,199,805
Engineering		\$0	\$0	\$0	\$0	\$0	\$0	\$0	\$0	\$785	\$562	\$0	\$0	\$1,346
Inspection & Testing		\$4,388	\$3,750	\$141,462	\$0	\$0	\$0	\$0	\$98,022	\$15,575	\$22,939	\$10,960	\$0	\$297,096
Project Management		\$0	\$0	\$220	\$0	\$0	\$0	\$2,886	\$55,064	\$53,185	\$47,778	\$118,144	\$97,856	\$375,132
Storm/Waste Water Treatment Center		\$0	\$2,500,000	\$0	\$0	\$0	\$0	\$0	\$0	\$0	\$0	\$0	\$0	\$5,000,000
Total		\$4,388	\$2,531,472	\$158,468	\$6,159	\$2,530,504	\$0	\$2,886	\$228,301	\$395,237	\$836,407	\$449,662	\$232,985	\$7,376,471
Project Budget	\$25,000,000													
Less Other Funding*														
Net	\$25,000,000													
Actual Measure S Expenditures	\$7,376,471													
Running Balance	\$17,623,529													

SANTA MONICA COMMUNITY COLLEGE DISTRICT
MEASURE S EXPENDITURES

FUND 42.3
 As of June 30, 2016

Projects	Budget	04/05 Final	05/06 Final	06/07 Final	07/08 Final	08/09 Final	09/10 Final	10/11 Final	11/12 Final	12/13 Final	13/14 Final	14/15 Final	15/16 Final	Combined Totals
\$7100043, \$7100066														
Energy Efficiency Projects (7)														
Legal		\$0	\$0	\$0	\$0	\$988	\$0	\$0	\$0	\$0	\$0	\$0	\$0	\$988
Building & Additions		\$0	\$0	\$0	\$0	\$106,921	\$355,294	-\$180,342	\$0	\$0	\$0	\$0	\$0	\$281,873
Engineering		\$0	\$0	\$0	\$10,500	\$0	\$0	\$0	\$0	\$0	\$0	\$0	\$0	\$10,500
Inspection & Testing		\$0	\$0	\$0	\$0	\$0	\$0	\$0	\$0	\$0	\$0	\$0	\$0	\$0
Project Management		\$0	\$0	\$0	\$0	\$0	\$0	\$0	\$0	\$0	\$0	\$0	\$0	\$0
Total		\$0	\$0	\$0	\$10,500	\$107,910	\$355,294	-\$180,342	\$0	\$0	\$0	\$0	\$0	\$293,361
Project Budget	\$510,683	Received												
Less Other Funding*	\$217,322													
Net	\$293,361													
Actual Measure S Expenditures	\$293,361													
Running Balance	\$0													

* Other Funding Source:
 SCE & The Gas Co. \$217,322 received

Projects	Budget	04/05 Final	05/06 Final	06/07 Final	07/08 Final	08/09 Final	09/10 Final	10/11 Final	11/12 Final	12/13 Final	13/14 Final	14/15 Final	15/16 Final	Combined Totals
\$7100091, \$7100092, \$7100147														
Satellite Campus Parking Facilities and Roadway Improvements (6)														
Legal		\$0	\$0	\$0	\$300	\$175	\$0	\$0	\$0	\$0	\$0	\$0	\$0	\$475
Other Contract Services		\$0	\$0	\$0	\$300	\$0	\$0	\$0	\$0	\$0	\$0	\$0	\$0	\$300
Advertising		\$0	\$0	\$0	\$0	\$0	\$0	\$0	\$0	\$0	\$0	\$0	\$0	\$0
Consultants		\$0	\$0	\$0	\$0	\$0	\$0	\$0	\$0	\$0	\$0	\$0	\$0	\$0
Supplies		\$0	\$0	\$0	\$0	\$0	\$0	\$0	\$0	\$0	\$0	\$0	\$0	\$0
Building & Additions		\$0	\$0	\$0	\$278,178	\$1,860,152	\$449,543	\$37,777	\$2,289	\$0	\$0	\$0	\$0	\$2,625,714
Architect		\$0	\$0	\$324,919	\$324,864	\$136,911	\$34,490	\$1,397	\$0	\$0	\$0	\$0	\$0	\$824,871
Engineering		\$0	\$0	\$0	\$0	\$0	\$0	\$0	\$0	\$0	\$0	\$0	\$0	\$0
Inspection & Testing		\$0	\$0	\$0	\$31,100	\$185,947	\$28,218	\$360	\$0	\$0	\$30,896	\$5,470	\$12,165	\$48,531
Project Management		\$0	\$0	\$0	\$18,288	\$64,880	\$31,137	\$8,659	\$0	\$0	\$10,730	\$6,048	\$0	\$245,626
Non-Cap Equipment		\$0	\$0	\$0	\$0	\$0	\$3,387	\$0	\$0	\$0	\$0	\$0	\$0	\$3,387
Total		\$0	\$0	\$0	\$653,031	\$2,248,065	\$546,775	\$48,194	\$2,289	\$0	\$41,626	\$11,580	\$12,700	\$3,891,747
Project Budget	\$6,022,417													
Less Other Funding	\$2,130,670													
Net	\$3,891,747													
Actual Measure S Expenditures	\$3,891,747													
Running Balance	\$0													

* Other Funding Source:
 Measure AA \$2,130,670 allocated

SANTA MONICA COMMUNITY COLLEGE DISTRICT
MEASURE S EXPENDITURES
 FUND 42.3
 As of June 30, 2016

Projects	Budget	04/05 Final	05/06 Final	06/07 Final	07/08 Final	08/09 Final	09/10 Final	10/11 Final	11/12 Final	12/13 Final	13/14 Final	14/15 Final	15/16 Final	Combined Totals
\$7100142														
Parking Garage and Grounds - Student Services (9)														
Supplies		\$0	\$0	\$0	\$0	\$1,745	\$0	\$0	\$648	\$0	\$0	\$813	\$0	\$3,206
Consultants		\$0	\$0	\$0	\$0	\$20,700	\$0	\$0	\$0	\$0	\$0	\$0	\$1,740	\$22,440
Legal		\$0	\$0	\$0	\$0	\$2,154	\$17,486	\$4,800	\$2,257	\$17,221	\$0	\$3,570	\$0	\$47,488
Other Contract Services		\$0	\$0	\$0	\$0	\$1,508	\$10,952	\$1,986	\$46	\$0	\$12,083	\$5,034	\$0	\$31,608
Site Improvement		\$0	\$0	\$0	\$0	\$0	\$0	\$0	\$0	\$0	\$0	\$1,308	\$0	\$2,394
Building & Additions		\$0	\$0	\$0	\$0	\$2,555,940	\$5,925,152	\$78,717	\$77,320	\$5,509	\$715	\$0	\$3,721	\$8,647,073
Architect		\$0	\$0	\$0	\$0	\$2,266,766	\$2,674,054	\$37,111	\$75,163	\$0	\$0	\$0	\$0	\$5,063,094
Engineering		\$0	\$0	\$0	\$0	\$4,813	\$38,330	\$42,968	\$50,922	\$9,735	\$0	\$0	\$0	\$146,797
Inspection & Testing		\$0	\$0	\$0	\$0	\$131,009	\$161,847	\$54,069	\$32,306	\$30,909	\$4,123	\$22,296	\$38,186	\$474,745
Project Management		\$0	\$0	\$0	\$0	\$158,766	\$373,559	\$184,088	\$92,118	\$224,994	\$59,525	\$29,714	\$50,380	\$1,173,144
Cap Equipment		\$0	\$0	\$0	\$0	\$0	\$14,393	\$0	\$0	\$0	\$0	\$0	\$0	\$14,393
Non-Cap Equipment		\$0	\$0	\$0	\$0	\$0	\$0	\$0	\$11,381	\$0	\$0	\$0	\$0	\$11,381
Total		\$0	\$0	\$0	\$2,266,766	\$5,550,689	\$6,541,719	\$403,737	\$342,192	\$289,454	\$76,445	\$62,735	\$94,027	\$15,627,765
Project Budget	\$130,224,164													
Less Other Funding*	\$82,748,161													
Net	\$47,476,003													
Actual Measure S Expenditures	\$15,627,765													
Running Balance	\$31,848,238													

* Other Funding Source:
 State of California \$1,321,000 received
 Measure U \$20,638,446, Measure AA \$42,738,134 allocated
 Measure U, S & AA interests \$18,050,581 allocated

Parking Garage and Grounds - Student Services

Project Description:
 Consolidates various student services departments and college administration in a single complex at the front of the campus

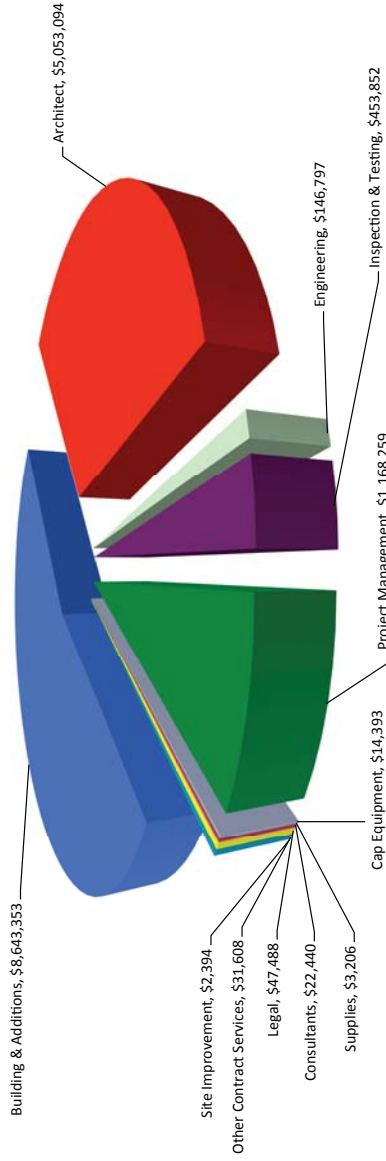
Facility Size:
 110,000 sq/ft & 500 cars underground parking structure

Status:
 Phase 1 completed
 Phase 2 In DSA

Architect:
 Steinberg Architects, Morris Architects

Contractor:
 Minaco

Measure S Share of Project Expenses to Date



SANTA MONICA COMMUNITY COLLEGE DISTRICT
MEASURE S EXPENDITURES

FUND 42.3
 As of June 30, 2016

Projects	Budget	04/05 Final	05/06 Final	06/07 Final	07/08 Final	08/09 Final	09/10 Final	10/11 Final	11/12 Final	12/13 Final	13/14 Final	14/15 Final	15/16 Final	Combined Totals
S7100044														
Pico Promenade Improvements (10)														
Building & Additions		\$0	\$0	\$0	\$690	\$883,401	\$0	\$0	\$0	\$0	\$0	\$0	\$0	\$884,091
Architect		\$0	\$0	\$0	\$69,190	\$28,540	\$864	\$0	\$0	\$0	\$0	\$0	\$0	\$98,595
Inspection & Testing		\$0	\$0	\$0	\$0	\$7,591	\$0	\$0	\$0	\$0	\$0	\$0	\$0	\$7,591
Project Management		\$0	\$0	\$0	\$2,165	\$25,548	\$0	\$0	\$0	\$0	\$0	\$0	\$0	\$27,733
Total		\$0	\$0	\$0	\$72,066	\$945,080	\$864	\$0	\$0	\$0	\$0	\$0	\$0	\$1,018,009
Project Budget	\$1,018,009													
Less Other Funding	\$0													
Net	\$1,018,009													
Actual Measure S Expenditures	\$1,018,009													
Running Balance	\$0													
S7100004														
Master Planning (11)														
Consultants		\$0	\$0	\$0	\$0	\$441,549	\$13,320	\$0	\$0	\$0	\$0	\$0	\$0	\$454,869
Printing		\$0	\$0	\$0	\$0	\$4,157	\$0	\$0	\$0	\$0	\$0	\$0	\$0	\$4,157
Advertising		\$0	\$0	\$0	\$0	\$3,000	\$0	\$0	\$0	\$0	\$0	\$0	\$0	\$3,000
Other Contract Services		\$0	\$0	\$0	\$0	\$442	\$200	\$0	\$0	\$0	\$0	\$0	\$0	\$642
Architect		\$0	\$0	\$0	\$0	\$192,358	\$24,736	\$0	\$0	\$0	\$0	\$0	\$0	\$217,094
Project Management		\$0	\$0	\$0	\$0	\$16,638	\$9,341	\$0	\$0	\$0	\$7,845	\$0	\$0	\$33,824
Filing Fees		\$0	\$0	\$0	\$0	\$0	\$2,842	\$0	\$0	\$0	\$0	\$0	\$0	\$2,842
Total		\$0	\$0	\$0	\$0	\$658,143	\$50,439	\$0	\$0	\$0	\$7,845	\$0	\$0	\$716,428
Project Budget	\$716,428													
Less Other Funding	\$0													
Net	\$716,428													
Actual Measure S Expenditures	\$716,428													
Running Balance	\$0													
S7100048														
Other Bond Related Expenses (12)														
Consultants		\$0	\$0	\$0	\$0	\$0	\$0	\$0	\$2,971	\$2,524	\$6,239	\$1,354	\$13,089	\$25,117
Lease/Rental		\$0	\$0	\$0	\$0	\$0	\$0	\$11,142	\$15,099	\$15,285	\$14,809	\$13,418	\$69,753	\$113,418
Supplies		\$0	\$0	\$0	\$0	\$3,638	\$0	\$0	\$0	\$0	\$0	\$0	\$0	\$3,638
Legal		\$0	\$0	\$0	\$0	\$8,917	\$15,649	\$13,401	\$450	\$503	\$38,130	\$9,186	\$99,762	\$166,236
Software License		\$0	\$0	\$0	\$0	\$0	\$1,997	\$0	\$3,565	\$0	\$4,200	\$0	\$9,762	\$19,532
Advertising		\$0	\$0	\$0	\$0	\$2,278	\$0	\$0	\$0	\$0	\$0	\$0	\$0	\$2,278
Other Contract Services		\$0	\$0	\$0	\$1,800	\$17,206	\$23,558	\$19,208	\$15,816	\$13,627	\$13,952	\$12,963	\$118,129	\$255,119
Moving Services		\$0	\$0	\$0	\$0	\$400	\$0	\$0	\$0	\$0	\$0	\$0	\$0	\$400
Project Management		\$0	\$0	\$0	\$0	\$17,747	\$13,179	\$11,963	\$0	\$0	\$0	\$0	\$0	\$42,889
Cap Equipment		\$0	\$0	\$0	\$0	\$0	\$10,086	\$0	\$0	\$0	\$0	\$0	\$0	\$10,086
Non-Cap Equipment		\$0	\$0	\$0	\$0	\$0	\$2,860	\$0	\$0	\$0	\$0	\$0	\$0	\$2,860
Total		\$0	\$0	\$0	\$0	\$1,800	\$50,185	\$67,328	\$55,713	\$37,901	\$31,939	\$77,330	\$36,921	\$359,119
Project Budget	\$609,282													
Less Other Funding	\$0													
Net	\$609,282													
Actual Measure S Expenditures	\$359,119													
Running Balance	\$250,163													

SANTA MONICA COMMUNITY COLLEGE DISTRICT
MEASURE S EXPENDITURES

FUND 42.3
 As of June 30, 2016

Projects	Budget	04/05 Final	05/06 Final	06/07 Final	07/08 Final	08/09 Final	09/10 Final	10/11 Final	11/12 Final	12/13 Final	13/14 Final	14/15 Final	15/16 Final	Combined Totals
S7100049														
Adv Architecture Related Exp for AA (13)														
Legal		\$0	\$0	\$0	\$0	\$0	\$0	\$0	\$0	\$0	\$0	\$0	\$0	\$0
Other Contract Services		\$0	\$0	\$0	\$0	\$0	\$0	\$0	\$0	\$0	\$0	\$0	\$0	\$0
Architect		\$0	\$0	\$0	\$0	\$0	\$0	\$0	\$0	\$0	\$0	\$0	\$0	\$0
Engineering		\$0	\$0	\$0	\$0	\$0	\$0	\$0	\$0	\$0	\$0	\$0	\$0	\$0
Inspection & Testing		\$0	\$0	\$0	\$0	\$45,734	-\$45,734	\$0	\$0	\$0	\$0	\$0	\$0	\$0
Project Management		\$0	\$0	\$0	\$0	\$0	\$0	\$0	\$0	\$0	\$0	\$0	\$0	\$0
Total		\$0	\$0	\$0	\$0	\$45,734	-\$45,734	\$0	\$0	\$0	\$0	\$0	\$0	\$0
Project Budget	\$0													
Less Other Funding	\$0													
Net	\$0													
Actual Measure S Expenditures	\$0													
Running Balance	\$0													
S7100057														
Real Property Acquisition (14)														
Other Contract Services		\$0	\$0	\$0	\$0	\$0	\$18,721	\$0	\$0	\$0	\$0	\$0	\$0	\$18,721
Architect		\$0	\$0	\$0	\$0	\$0	\$0	\$0	\$0	\$0	\$0	\$0	\$0	\$0
Engineering		\$0	\$0	\$0	\$0	\$0	\$0	\$0	\$0	\$0	\$0	\$0	\$0	\$0
Inspection & Testing		\$0	\$0	\$0	\$0	\$0	\$6,336	\$0	\$0	\$0	\$0	\$0	\$0	\$6,336
Project Management		\$0	\$0	\$0	\$0	\$0	\$20,540	\$0	\$0	\$0	\$0	\$0	\$0	\$20,540
Total		\$0	\$0	\$0	\$0	\$0	\$45,597	\$0	\$0	\$0	\$0	\$0	\$0	\$45,597
Project Budget	\$45,597													
Less Other Funding	\$0													
Net	\$45,597													
Actual Measure S Expenditures	\$45,597													
Running Balance	\$0													
S7100072														
Campus Signage (15)														
Supplies		\$0	\$0	\$0	\$0	\$0	\$0	\$303	\$0	\$0	\$0	\$0	\$0	\$303
Consultants		\$0	\$0	\$0	\$0	\$0	\$32,225	\$23,725	\$0	\$0	\$0	\$0	\$0	\$55,950
Other Contract Services		\$0	\$0	\$0	\$0	\$0	\$0	\$187	\$0	\$836	\$0	\$0	\$0	\$1,022
Architect		\$0	\$0	\$0	\$0	\$0	\$0	\$0	\$0	\$0	\$0	\$0	\$0	\$0
Building & Additions		\$0	\$0	\$0	\$0	\$0	\$0	\$638	\$0	\$0	\$1,440	\$1,325	\$416,937	\$420,339
Inspection & Testing		\$0	\$0	\$0	\$0	\$0	\$0	\$0	\$0	\$0	\$0	\$0	\$0	\$0
Project Management		\$0	\$0	\$0	\$0	\$0	\$0	\$22,953	\$0	\$0	\$8,260	\$8,388	\$28,622	\$68,223
Cap Equipment		\$0	\$0	\$0	\$0	\$0	\$0	\$156,258	\$0	\$0	\$0	\$0	\$0	\$156,258
Total		\$0	\$0	\$0	\$0	\$0	\$32,225	\$204,064	\$0	\$836	\$9,700	\$9,712	\$445,559	\$702,095
Project Budget	\$706,223													
Less Other Funding	\$0													
Net	\$706,223													
Actual Measure S Expenditures	\$702,095													
Running Balance	\$4,128													
Grand Total		\$7,958,606	\$14,601,366	\$10,740,621	\$8,321,918	\$20,819,624	\$8,933,245	\$617,492	\$651,441	\$878,632	\$1,287,285	\$6,814,769	\$6,083,251	\$87,708,251

SANTA MONICA COMMUNITY COLLEGE DISTRICT
 MEASURE AA EXPENDITURES
 FUND 42.4
 As of June 30, 2016

Projects	Budget	09/10 Final	10/11 Final	11/12 Final	12/13 Final	13/14 Final	14/15 Final	15/16 Final	Combined Totals
AA 7100062									
Environmental Performance - Central Plant Connections (101)									
Legal		\$0	\$0	\$0	\$125	\$0	\$0	\$0	\$125
Other Contract Services		\$0	\$0	\$49,837	\$16,239	\$0	\$0	\$0	\$66,076
Consultants		\$0	\$0	\$0	\$28	\$0	\$0	\$0	\$28
Building & Additions		\$0	\$0	\$0	\$729	\$640	\$0	\$1,328,592	\$1,330,323
Architect		\$0	\$385	\$148,311	\$176,897	\$36,256	\$0	\$0	\$361,849
Engineering		\$48,500	\$0	\$4,000	\$0	\$152,010	\$39,638	\$66,918	\$311,066
Inspection & Testing		\$0	\$0	\$7,688	\$0	\$0	\$0	\$7,310	\$14,998
Project Management		\$0	\$17,263	\$55,116	\$48,685	\$61,908	\$19,313	\$104,575	\$306,859
Cap Equipment		\$0	\$0	\$0	\$0	\$0	\$0	\$0	\$0
Non-Cap Equipment		\$0	\$0	\$0	\$0	\$0	\$0	\$0	\$0
Total		\$48,500	\$17,648	\$264,951	\$242,307	\$250,931	\$59,591	\$1,507,396	\$2,391,323
Project Budget	\$11,206,164								
Less Other Funding	\$0								
Net	\$11,206,164								
Actual Measure AA Expenditures	\$2,391,323								
Running Balance	\$8,814,841								

Projects	Budget	09/10 Final	10/11 Final	11/12 Final	12/13 Final	13/14 Final	14/15 Final	15/16 Final	Combined Totals
AA 7100063									
Infrastructure & Technology - IT Relocation (102)									
Supplies		\$0	\$0	\$965	\$8,442	\$3,137	\$2,600	\$0	\$15,144
Consultants		\$0	\$0	\$0	\$0	\$408	\$0	\$7,800	\$8,208
Maintenance Contract		\$0	\$0	\$0	\$0	\$107,390	\$0	\$77,074	\$184,464
Legal		\$0	\$0	\$0	\$1,363	\$50	\$0	\$0	\$1,413
Printing		\$0	\$0	\$0	\$0	\$1,624	\$0	\$0	\$1,624
Postage		\$0	\$0	\$0	\$0	\$1,567	\$0	\$0	\$1,567
Other Contract Services		\$0	\$0	\$2,163	\$15,259	\$23,356	\$0	\$19,050	\$59,828
Moving		\$0	\$0	\$0	\$577	\$266	\$27,655	\$22,618	\$51,116
Site Improvement		\$0	\$0	\$0	\$24	\$0	\$0	\$0	\$24
Building & Additions		\$0	\$0	\$0	\$1,767,083	\$9,667,362	\$4,288,987	\$1,203,916	\$16,927,349
Architect		\$105,049	\$482,261	\$505,680	\$183,181	\$287,201	\$236,860	\$120,091	\$1,920,223
Engineering		\$0	\$0	\$10,037	\$11,065	\$17,147	\$19,512	\$25,994	\$83,756
Inspection & Testing		\$10,291	\$8,793	\$21,449	\$137,523	\$499,982	\$200,262	\$568	\$878,868
Project Management		\$33,460	\$76,290	\$84,991	\$331,754	\$431,730	\$297,951	\$22,978	\$1,279,153
Cap Equipment		\$0	\$0	\$0	\$29,422	\$645,830	-\$29,090	\$589,604	\$1,235,765
Non-Cap Equipment		\$0	\$0	\$0	\$18,344	\$10,852	\$277,219	\$1,891	\$308,305
Total		\$148,800	\$567,344	\$625,185	\$2,504,035	\$11,697,901	\$5,321,956	\$2,091,584	\$22,956,805
Project Budget	\$24,399,627								
Less Other Funding	\$0								
Net	\$24,399,627								
Actual Measure AA Expenditures	\$22,956,805								
Running Balance	\$1,442,822								

Infrastructure & Technology - IT Relocation

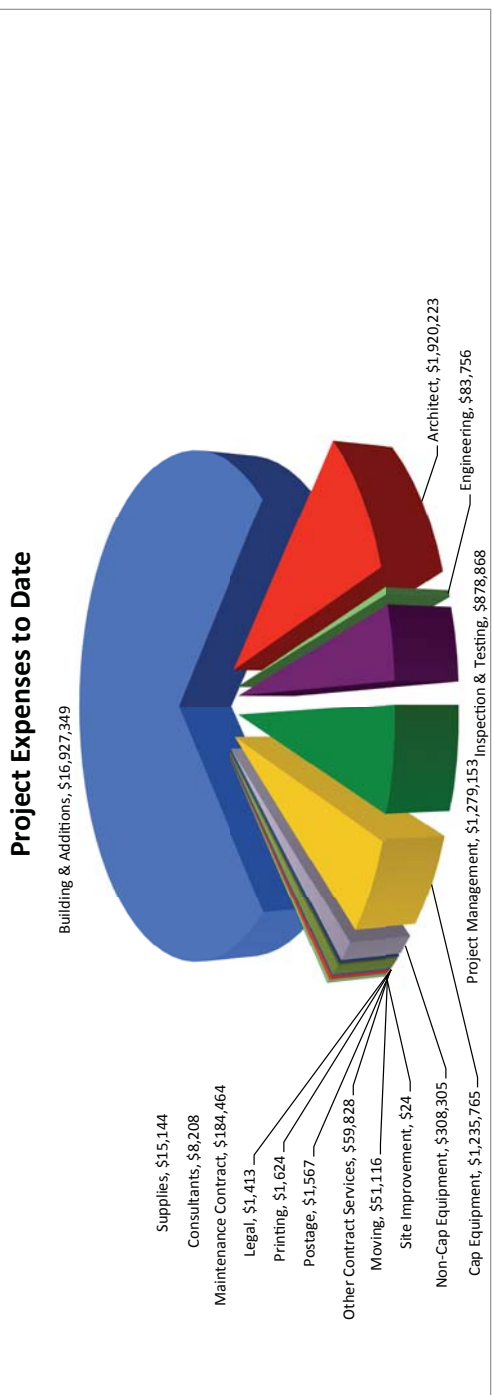
Project Description:
Relocation of IT/Telecom Departments, and renovation of Media Center

Facility Size:
9,230 sq/ft

Status:
Completed

Architect:
Morris Architects

Contractor:
Minco, Bernards Brothers



Projects	Budget	09/10 Final	10/11 Final	11/12 Final	12/13 Final	13/14 Final	14/15 Final	15/16 Final	Combined Totals
AA 7100061									
Media and Technology Complex - Academy Site (103)									
Consultants	\$0	\$0	\$20,875	\$12,576	\$9,488	\$7,789	\$2,102	\$52,629	
Supplies	\$0	\$0	\$0	\$19,481	\$1,048	\$289	\$0	\$20,818	
Legal	\$16,903	\$0	\$7,958	\$43,363	\$5,066	\$26,186	\$49,155	\$148,630	
Other Contract Services	\$3,993	\$5,763	\$13,456	\$39,188	\$0	\$0	\$5,853	\$68,253	
Moving Expenses	\$0	\$0	\$0	\$38,756	\$0	\$0	\$0	\$38,756	
Software Support	\$0	\$0	\$0	\$1,962	\$0	\$0	\$0	\$1,962	
Site Improvement	\$0	\$0	\$0	\$100,505	\$664	\$606	\$0	\$102,251	
Building & Additions	\$0	\$538	\$1,498,660	\$3,543,657	\$11,820,615	\$17,734,534	\$23,465,347	\$58,063,350	
Architect	\$2,097,553	\$2,508,588	\$295,753	\$265,481	\$778,015	\$517,794	\$1,048,935	\$7,512,118	
Engineering	\$16,459	\$29,293	\$9,102	\$29,223	\$8,203	\$72,993	\$118,368	\$283,641	
Inspection & Testing	\$64,905	\$123,842	\$27,527	\$235,287	\$563,746	\$1,381,801	\$641,972	\$3,039,079	
Project Management	\$121,786	\$233,826	\$269,249	\$506,917	\$800,315	\$930,115	\$1,207,850	\$4,070,057	
Cap Equipment	\$0	\$0	\$0	\$186,301	\$0	\$0	\$0	\$186,301	
Non-Cap Equipment	\$0	\$0	\$0	\$10,782	\$0	\$0	\$0	\$10,782	
Total	\$2,321,599	\$2,805,534	\$2,238,694	\$5,033,499	\$13,987,159	\$20,672,105	\$26,540,059	\$73,598,648	
Project Budget	\$110,055,056	Received							
Less Other Funding*	\$6,835,391								
Net	\$103,219,665								
Actual Measure AA Expenditures	\$73,598,648								
Running Balance	\$29,621,017								

* Other Funding Source:
 KCRW Foundation \$6,803,412 committed, \$958,462 received
 Edison \$31,979.48 received

Media and Technology Complex - Academy Site

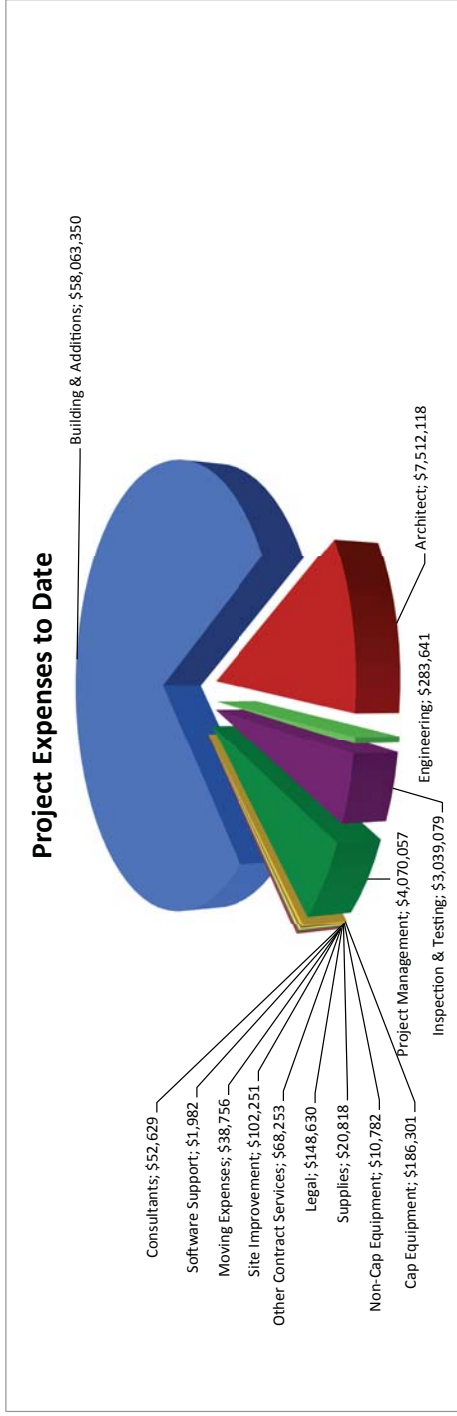
Project Description:
 Renovation and new extension to the existing building, new building for KCRW, and a new parking structure

Facility Size:
 Building - 116,000 sq/ft
 Parking Structure - 450 spaces

Status:
 In construction

Architect:
 Clive Wilkinson Architects

Contractor:
 H.B. Parkco Construction
 Fast Track Construction
 CW Driver



Projects	Budget	09/10 Final	10/11 Final	11/12 Final	12/13 Final	13/14 Final	14/15 Final	15/16 Final	Combined Totals
AA 7100060									
Repl. Health/PE/Fitness/Dance Building with Central Plant (104)									
Consultants		\$0	\$0	\$14	\$62	\$2,304	\$184	\$2,564	
Supplies		\$0	\$0	\$0	\$7,089	\$195	\$484	\$7,768	
Legal		\$0	\$0	\$0	\$0	\$0	\$0	\$663	
Site Improvement		\$0	\$0	\$0	\$0	\$559	\$440	\$999	
Off Campus Printing		\$0	\$0	\$0	\$0	\$2,165	\$0	\$2,165	
Postage		\$0	\$0	\$0	\$0	\$1,505	\$0	\$1,505	
Other Contract Services		\$120	\$38	\$112	\$32,634	\$1,019	\$581	\$34,504	
Building & Additions		\$0	\$0	\$817	\$4,188	\$1,623	\$13,783,023	\$13,789,650	
Architect		\$2,566,076	\$1,568,564	\$1,790,207	\$518,973	\$77,583	\$364,853	\$585,900	\$5,262,156
Engineering		\$0	\$8,507	\$31,650	\$7,871	\$6,529	\$9,276	\$76,712	\$140,546
Inspection & Testing		\$36,892	\$490	\$21,150	\$1,285	\$360	\$133,756	\$846,765	\$1,040,698
Project Management		\$34,968	\$113,379	\$118,783	\$94,768	\$108,528	\$463,418	\$564,240	\$1,498,083
Non-Cap Equipment		\$0	\$0	\$0	\$0	\$0	\$9,015	\$0	\$9,015
Total		\$328,056	\$1,690,978	\$1,961,901	\$656,362	\$304,338	\$989,689	\$15,858,991	\$21,790,316
Project Budget		\$68,272,030							
Less Other Funding*		\$11,603,383							
Net		\$46,668,647							
Actual Measure AA Expenditures		\$21,790,316							
Running Balance		\$24,878,331							

* Other Funding Source:
 Measure S \$11,603,383 allocated

Repl. Health/PE/Fitness/Dance Building with Central Plant

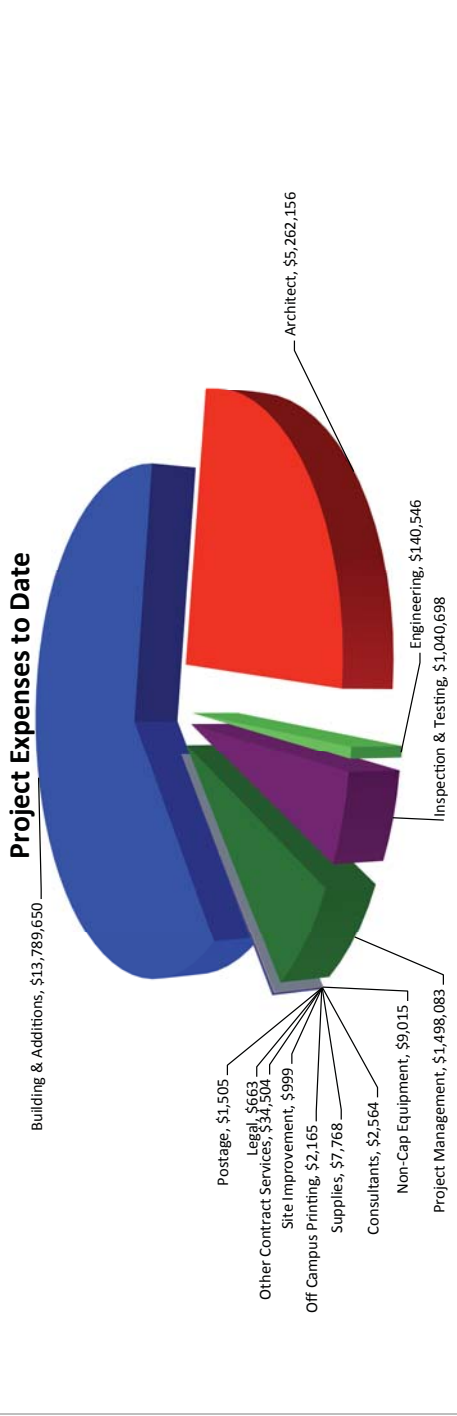
Project Description:
 Replacement of locker rooms, fitness center, dance studios, and new central plant

Facility Size:
 62,000 sq/ft

Status:
 In construction

Architect:
 Gensler Architects

Contractor:
 Bernards Brothers



SANTA MONICA COMMUNITY COLLEGE DISTRICT
 MEASURE AA EXPENDITURES
 FUND 42.4
 As of June 30, 2016

Projects	Budget	09/10 Final	10/11 Final	11/12 Final	12/13 Final	13/14 Final	14/15 Final	15/16 Final	Combined Totals
AA 7100065									
Drescher - Academic Modernization, Bookstore, Pico Promenade (105)									
Legal		\$0	\$0	\$0	\$0	\$0	\$0	\$0	\$0
Other Contract Services		\$0	\$0	\$0	\$0	\$0	\$0	\$0	\$0
Site Acquisition		\$0	\$0	\$0	\$0	\$0	\$0	\$0	\$0
Inspection & Testing		\$0	\$0	\$0	\$0	\$0	\$0	\$0	\$0
Project Management		\$0	\$5,082	\$0	\$0	\$0	\$0	\$0	\$5,082
Total		\$0	\$0	\$5,082	\$0	\$0	\$0	\$0	\$5,082
Project Budget	\$5,082								
Less Other Funding	\$0								
Net	\$5,082								
Actual Measure AA Expenditures	\$5,082								
Running Balance	\$0								
AA 7100080									
Replacement Math and Science Extension Building (106)									
Legal		\$0	\$0	\$0	\$0	\$0	\$0	\$0	\$0
Other Contract Services		\$0	\$0	\$0	\$0	\$0	\$0	\$0	\$0
Site Acquisition		\$0	\$0	\$0	\$0	\$0	\$0	\$0	\$0
Inspection & Testing		\$0	\$0	\$0	\$0	\$0	\$0	\$0	\$0
Project Management		\$0	\$0	\$0	\$0	\$4,950	\$0	\$0	\$4,950
Total		\$0	\$0	\$0	\$0	\$4,950	\$0	\$0	\$4,950
Project Budget	\$40,401,286								
Less Other Funding	\$40,396,336								
Net	\$4,950								
Actual Measure AA Expenditures	\$4,950								
Running Balance	\$0								

* Other Funding Source:
 Measure U \$308,336 allocated
 State of California \$40,088,000 pending

Projects	Budget	09/10 Final	10/11 Final	11/12 Final	12/13 Final	13/14 Final	14/15 Final	15/16 Final	Combined Totals
AA 7100047									
Madison East Wing Seismic Upgrade (107)									
Consultants		\$0	\$0	\$0	\$0	\$135	\$28	\$0	\$163
Off Campus Printing		\$0	\$0	\$0	\$0	\$0	\$285	\$0	\$285
Legal		\$0	\$0	\$0	\$0	\$0	\$0	\$0	\$0
Other Contract Services		\$0	\$364	\$997	\$0	\$0	\$1,328	\$711	\$3,400
Building & Additions		\$0	\$656	\$312,643	\$4,248	\$6,030,371	\$8,829,626	\$15,177,544	\$15,177,544
Architect		\$76,073	\$398,050	\$550,589	\$65,444	\$57,480	\$199,100	\$404,764	\$1,751,501
Engineering		\$0	\$0	\$10,707	\$778	\$13,792	\$33,184	\$58,461	\$58,461
Inspection & Testing		\$0	\$19,848	\$16,752	\$3,036	\$5,851	\$676,323	\$405,443	\$1,127,254
Project Management		\$5,557	\$128,878	\$112,573	\$67,447	\$118,242	\$494,874	\$481,165	\$1,408,735
Cap Equipment		\$0	\$0	\$30,603	\$0	\$0	\$0	\$0	\$30,603
Non-Cap Equipment		\$0	\$0	\$71,827	\$9,788	\$0	\$0	\$0	\$81,614
Total		\$81,630	\$547,796	\$1,106,691	\$146,492	\$185,956	\$7,416,101	\$10,154,894	\$19,639,560
Project Budget	\$27,608,816								
Less Other Funding	\$0								
Net	\$27,608,816								
Actual Measure AA Expenditures	\$19,639,560								
Running Balance	\$7,969,256								

Madison East Wing Seismic Upgrade

Project Description:
 Replacement of east wing with a new multipurpose room and additional classrooms

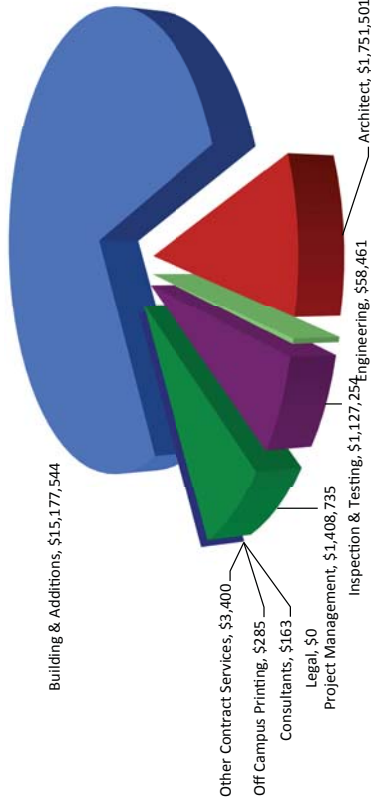
Facility Size:
 20,838 sq/ft

Status:
 In construction

Architect:
 DLR Group WWCOT

Contractor:
 Bernards Brothers

Project Expenses to Date



SANTA MONICA COMMUNITY COLLEGE DISTRICT
 MEASURE AA EXPENDITURES
 FUND 42.4
 As of June 30, 2016

Projects	Budget	09/10 Final	10/11 Final	11/12 Final	12/13 Final	13/14 Final	14/15 Final	15/16 Final	Combined Totals
AA 7100068									
Renovation to Corsair Stadium (108)									
Other Contract Services		\$0	\$0	\$0	\$0	\$0	\$0	\$0	\$0
Building & Additions		\$0	\$0	\$0	\$0	\$0	\$0	\$0	\$0
Architect		\$0	\$30,759	\$0	\$0	\$0	\$0	\$0	\$30,759
Engineering		\$0	\$0	\$0	\$0	\$0	\$0	\$0	\$0
Inspection & Testing		\$0	\$0	\$0	\$0	\$0	\$0	\$0	\$0
Project Management		\$0	\$4,540	\$0	\$0	\$0	\$0	\$0	\$4,540
Total		\$0	\$35,299	\$0	\$0	\$0	\$0	\$0	\$35,299
Project Budget	\$35,299								
Less Other Funding	\$0								
Net	\$35,299								
Actual Measure AA Expenditures	\$35,299								
Running Balance	\$0								

AA 7100067, 7100152, 7100155, 7100157									
Business & Facilities Infrastructure (111)									
Supplies		\$0	\$0	\$1,493	\$4,840	\$0	\$0	\$0	\$6,333
Service Fee		\$0	\$0	\$12,885	\$0	\$0	\$0	\$0	\$12,885
Consultants		\$0	\$0	\$0	\$14	\$8	\$0	\$0	\$22
Maintenance Contract		\$0	\$0	\$1,366	\$0	\$0	\$0	\$0	\$1,366
Legal		\$0	\$75	\$0	\$0	\$0	\$1,105	\$0	\$1,180
Software License		\$0	\$0	\$0	\$375	\$0	\$0	\$0	\$375
Other Contract Services		\$0	\$6,289	\$6,988	\$0	\$2,209	\$0	\$0	\$16,236
Moving Services		\$0	\$0	\$0	\$0	\$0	\$0	\$0	\$395
Building & Additions		\$0	\$34,672	\$198,667	\$200,585	\$284,668	\$0	\$0	\$718,592
Architect		\$0	\$80,626	\$0	\$37,906	\$0	\$0	\$0	\$288,664
Engineering		\$0	\$0	\$0	\$9,735	\$6,840	\$0	\$0	\$20,280
Inspection & Testing		\$0	\$0	\$8,142	\$10,938	\$0	\$0	\$0	\$29,680
Project Management		\$0	\$3,073	\$154,904	\$87,291	\$139,821	\$3,571	\$0	\$388,659
Cap Equipment		\$0	\$0	\$35,892	\$80,090	\$0	\$0	\$0	\$115,982
Non-Cap Equipment		\$0	\$89,204	\$0	\$84,590	\$193,782	\$0	\$0	\$367,576
Total		\$0	\$133,238	\$449,401	\$608,656	\$763,095	\$12,628	\$1,105	\$1,968,124
Project Budget	\$1,968,124								
Less Other Funding	\$0								
Net	\$1,968,124								
Actual Measure AA Expenditures	\$1,968,124								
Running Balance	\$0								

AA 7100004									
Master Planning, Program Management, Overhead (112)									
Supplies		\$0	\$0	\$0	\$0	\$0	\$0	\$0	\$0
Architect		\$0	\$0	\$0	\$0	\$0	\$0	\$139,302	\$139,302
Project Management		\$0	\$0	\$0	\$0	\$76,015	\$150	\$0	\$176,165
Cap Equipment		\$0	\$0	\$0	\$0	\$0	\$0	\$0	\$0
Non-Cap Equipment		\$0	\$0	\$0	\$0	\$0	\$0	\$0	\$0
Total		\$0	\$0	\$0	\$0	\$76,015	\$150	\$139,302	\$215,467
Project Budget	\$750,000								
Less Other Funding	\$0								
Net	\$750,000								
Actual Measure AA Expenditures	\$215,467								
Running Balance	\$534,533								

SANTA MONICA COMMUNITY COLLEGE DISTRICT
 MEASURE AA EXPENDITURES
 FUND 42.4
 As of June 30, 2016

Projects	Budget	09/10 Final	10/11 Final	11/12 Final	12/13 Final	13/14 Final	14/15 Final	15/16 Final	Combined Totals
AA 7100154									
Energy Efficiency Projects (113)									
Legal		\$0	\$0	\$0	\$0	\$0	\$0	\$0	\$0
Other Contract Services		\$0	\$0	\$0	\$0	\$0	\$0	\$0	\$0
Building & Additions		\$0	\$189	\$2,108,853	\$990,389	-\$97,621	\$0	\$0	\$3,001,810
Architect		\$0	\$0	\$0	\$0	\$0	\$0	\$0	\$0
Engineering		\$0	\$0	\$0	\$0	\$0	\$0	\$0	\$0
Inspection & Testing		\$0	\$0	\$0	\$0	\$0	\$0	\$0	\$0
Project Management		\$0	\$0	\$4,020	\$0	\$10,118	\$0	\$0	\$14,138
Non-Cap Equipment		\$0	\$0	\$0	\$0	\$825	\$0	\$0	\$825
Total		\$0	\$0	\$189	\$2,112,873	\$990,389	-\$96,678	\$0	\$3,016,773
Project Budget	\$3,508,088								
Less Other Funding	\$491,315								
Net	\$3,016,773								
Actual Measure AA Expenditures	\$3,016,773								
Running Balance	\$0								
* Other Funding Source: DWP \$18,715.00 received SCE \$446,519.77 received Gas Co. \$26,080 received									

Projects	Budget	09/10 Final	10/11 Final	11/12 Final	12/13 Final	13/14 Final	14/15 Final	15/16 Final	Combined Totals
AA 7100064									
Community Classroom & Facility Projects (114)									
Supplies		\$0	\$0	\$0	\$124	\$0	\$0	\$0	\$124
Legal		\$0	\$0	\$1,867	\$1,418	\$0	\$0	\$0	\$3,285
Other Contract Services		\$0	\$3,720	\$1,869	\$0	\$0	\$0	\$0	\$5,588
Building & Additions		\$0	\$434,578	\$1,369,441	\$408,696	-\$1,003	\$0	\$0	\$2,211,712
Architect		\$0	\$263,833	\$48,120	\$1,318	\$0	\$0	\$0	\$313,272
Engineering		\$0	\$3,220	\$3,143	\$0	\$0	\$0	\$0	\$6,363
Inspection & Testing		\$0	\$41,002	\$80,885	\$1,495	\$0	\$0	\$0	\$123,382
Project Management		\$135	\$117,247	\$143,780	\$27,570	\$0	\$0	\$0	\$288,732
Non-Cap Equipment		\$0	\$0	\$209,726	\$0	\$0	\$0	\$0	\$209,726
Total		\$135	\$863,599	\$1,858,831	\$440,621	-\$1,003	\$0	\$0	\$3,162,183
Project Budget	\$3,162,183								
Less Other Funding	\$0								
Net	\$3,162,183								
Actual Measure AA Expenditures	\$3,162,183								
Running Balance	\$0								

Projects	Budget	09/10 Final	10/11 Final	11/12 Final	12/13 Final	13/14 Final	14/15 Final	15/16 Final	Combined Totals
AA 7100057									
Real Property Acquisition (115)									
Legal		\$0	\$0	\$0	\$0	\$0	\$0	\$0	\$0
Other Contract Services		\$0	\$39	\$7,000	\$0	\$15,800	\$0	\$0	\$22,839
Site Acquisition		\$1,739,979	\$4,001,204	\$9,022,207	\$0	\$0	\$0	\$0	\$14,763,389
Inspection & Testing		\$8,689	\$7,986	\$0	\$0	\$0	\$0	\$0	\$16,674
Project Management		\$0	\$0	\$0	\$0	\$0	\$0	\$0	\$0
Total		\$1,748,667	\$4,009,228	\$9,029,207	\$0	\$15,800	\$0	\$0	\$14,802,902
Project Budget	\$14,802,902								
Less Other Funding	\$0								
Net	\$14,802,902								
Actual Measure AA Expenditures	\$14,802,902								
Running Balance	\$0								

SANTA MONICA COMMUNITY COLLEGE DISTRICT
 MEASURE AA EXPENDITURES
 FUND 42.4
 As of June 30, 2016

Projects	Budget	09/10 Final	10/11 Final	11/12 Final	12/13 Final	13/14 Final	14/15 Final	15/16 Final	Combined Totals
AA 7100058, 7100151, 7100156, 7100059 Roadways, Walkways, Grounds, Parking Lots, and Garages (116)									
Supplies		\$0	\$0	\$0	\$0	\$4,616	\$0	\$0	\$4,616
Legal		\$0	\$0	\$0	\$125	\$0	\$0	\$0	\$125
Consultants		\$0	\$0	\$0	\$48,090	\$5,018	\$0	\$0	\$53,108
Other Contract Services		\$218	\$770	\$122	\$25,249	\$0	\$0	\$0	\$26,359
Building & Additions		\$185,345	\$6,731	\$113,784	\$321,603	\$975,401	\$0	\$0	\$1,602,864
Architect		\$0	\$0	\$0	\$103,589	\$19,225	\$1,240	\$0	\$124,035
Engineering		\$0	\$0	\$0	\$1,095	\$1,445	\$0	\$0	\$2,540
Inspection & Testing		\$13,380	\$7,865	\$13,553	\$20,126	\$42,865	\$0	\$0	\$97,787
Project Management		\$24,404	\$12,439	\$21,945	\$54,095	\$104,943	\$1,411	\$0	\$219,237
Total		\$223,347	\$27,804	\$149,403	\$573,951	\$1,153,512	\$2,652	\$0	\$2,130,670
Project Budget	\$6,022,417								
Less Other Funding	\$3,891,747								
Net	\$2,130,670								
Actual Measure AA Expenditures	\$2,130,670								
Running Balance	\$0								

* Other Funding Source:
 Measure S \$3,891,747 allocated

Projects	Budget	09/10 Final	10/11 Final	11/12 Final	12/13 Final	13/14 Final	14/15 Final	15/16 Final	Combined Totals
AA 7100069 Infrastructure & Technology - Technology (117)									
Software		\$0	\$0	\$0	\$0	\$0	\$218	\$0	\$218
Supplies		\$0	\$13,646	\$13,646	\$7,587	\$0	\$16,966	\$0	\$38,200
Maintenance Contract		\$0	\$9,472	\$46,300	\$210,581	\$18,944	\$42,415	\$9,472	\$337,186
Other Contract Services		\$0	\$0	\$0	\$0	\$0	\$49,589	\$0	\$49,589
Building & Additions		\$0	\$0	\$0	\$0	\$0	\$0	\$0	\$0
Project Management		\$0	\$0	\$0	\$0	\$0	\$0	\$0	\$0
Cap Equipment		\$0	\$207,423	\$33,063	\$576,294	\$0	\$1,145,668	\$0	\$1,962,449
Non-Cap Equipment		\$0	\$0	\$42,827	\$500	\$0	\$3,447	\$0	\$46,775
Total		\$0	\$216,896	\$135,838	\$794,963	\$18,944	\$1,258,304	\$9,472	\$2,434,417
Project Budget	\$2,434,417								
Less Other Funding	\$0								
Net	\$2,434,417								
Actual Measure AA Expenditures	\$2,434,417								
Running Balance	\$0								

Projects	Budget	09/10 Final	10/11 Final	11/12 Final	12/13 Final	13/14 Final	14/15 Final	15/16 Final	Combined Totals
AA 7100150 Infrastructure & Technology - Utility (118)									
Software License		\$0	\$12,000	\$0	\$0	\$0	\$0	\$0	\$12,000
Legal		\$0	\$0	\$0	\$0	\$0	\$0	\$0	\$0
Building & Additions		\$0	\$0	\$0	\$0	\$0	\$0	\$0	\$0
Architect		\$0	\$0	\$0	\$0	\$0	\$0	\$0	\$0
Inspection & Testing		\$0	\$4,979	\$0	\$0	\$0	\$0	\$0	\$4,979
Project Management		\$0	\$3,240	\$0	\$0	\$0	\$0	\$0	\$3,240
Cap Equipment		\$0	\$0	\$7,534	\$0	\$0	\$0	\$0	\$7,534
Non-Cap Equipment		\$0	\$0	\$0	\$0	\$0	\$0	\$0	\$0
Total		\$0	\$20,219	\$7,534	\$0	\$0	\$0	\$0	\$27,753
Project Budget	\$27,753								
Less Other Funding	\$0								
Net	\$27,753								
Actual Measure AA Expenditures	\$27,753								
Running Balance	\$0								

SANTA MONICA COMMUNITY COLLEGE DISTRICT
 MEASURE AA EXPENDITURES
 FUND 42.4
 As of June 30, 2016

Projects	Budget	09/10 Final	10/11 Final	11/12 Final	12/13 Final	13/14 Final	14/15 Final	15/16 Final	Combined Totals
AA 7100163									
Emergency Lighting, Fire Alarm, and Security System (119)									
Supplies		\$0	\$0	\$0	\$0	\$2,348	\$0	\$0	\$2,348
Consultants		\$0	\$0	\$0	\$0	\$0	\$16	\$0	\$16
Telecom Fee		\$0	\$0	\$0	\$0	\$800	\$0	\$0	\$800
Maintenance Contract		\$0	\$0	\$648	\$0	\$39,700	\$0	\$2,700	\$43,048
Software Support		\$0	\$0	\$24,765	\$0	\$106,367	\$0	\$2,232	\$133,365
Other Contract Services		\$0	\$0	\$0	\$0	\$47,695	\$0	\$4,643	\$52,337
Building & Additions		\$0	\$0	\$0	\$0	\$110	\$2,648,866	\$4,129,145	\$6,778,121
Architect		\$0	\$0	\$0	\$0	\$110	\$18,925	\$0	\$18,925
Engineering		\$0	\$0	\$0	\$0	\$211,030	\$389,013	\$156,247	\$756,289
Inspection & Testing		\$0	\$0	\$0	\$0	\$0	\$0	\$58,831	\$58,831
Project Management		\$0	\$0	\$0	\$0	\$0	\$52,044	\$79,285	\$182,336
Cap Equipment		\$0	\$0	\$0	\$0	\$51,008	\$0	\$5,871	\$95,286
Non-Cap Equipment		\$0	\$0	\$6,087	\$0	\$392,586	\$8,348	\$0	\$407,022
Total		\$0	\$0	\$31,500	\$0	\$940,259	\$3,118,072	\$4,438,953	\$8,528,725
Project Budget	\$10,320,794								
Less Other Funding	\$0								
Net	\$10,320,794								
Actual Measure AA Expenditures	\$8,528,725								
Running Balance	\$1,792,069								
AA									
Cost of Issuance (121)									
Cost of Issuance		\$0	\$0	\$0	\$0	\$0	\$285,000	\$0	\$285,000
Total		\$0	\$0	\$0	\$0	\$0	\$285,000	\$0	\$285,000
Project Budget	\$500,000								
Less Other Funding	\$0								
Net	\$500,000								
Actual Measure AA Expenditures	\$285,000								
Running Balance	\$215,000								
Grand Total		\$4,900,734	\$10,935,584	\$17,864,407	\$13,113,759	\$30,388,248	\$39,049,510	\$60,741,756	\$176,993,998

**SMC Bond Program
Contractor List as of 6-30-2016**

Student Services (Measure U #0, Measure S #9, Measure AA #120):

Architect – Steinberg Architects, Morris Architects

Contractor – Minco, Bernards Brothers

Engineering – IVA, Cogent Energy Engineering, XL Fire

Inspection & Testing – Geo Labs, BTC Labs - Vertical V, Peak Survey, LPI

Rango Inc., Twining

Project Management – LPI

Replacement Health/PE/Fitness/Dance Building (Measure S #4, Measure AA #104):

Architect – Gensler Architects

Contractor – Bernards Brothers

Engineering – IVA, Glumac

Inspection & Testing – Geo Labs, Ellis Environmental, Twining, Rango Inc.

Project Management – LPI

Early Childhood Development (Measure S #5):

Architect – Carde Ten Architects

Consultant – Child Educational Center

Contractor – N/A

Engineering – N/A

Inspection & Testing – Geo Labs

Project Management – LPI

Malibu Site (Measure S #6, Measure AA #110):

Architect – Quatro Design Group

Contractor – N/A

Consultant – m2 Strategic, Parker Environmental

Engineering – Ensitu Services

Inspection & Testing – Peak Surveys, Ellis Environmental, JL Inspection

Project Management – LPI, m6 Strategic

Energy Efficiency Projects (Measure S #7, Measure AA #113):

Architect – N/A

Contractor – Compass Energy Solutions, Johnson Controls

Engineering – Compass Energy Solutions, Johnson Controls

Inspection & Testing – Ellis Environmental

Environmental Performance (Measure AA #101):

Architect – Kishimoto Architects

Contractor – SJ Amoroso Construction

Engineering – P2S Engineering

Inspection & Testing – Cannon, Peak Surveys

Project Management – LPI

Information Technology Relocation (Measure AA #102):

Architect – Morris Architects
Contractor – Minco, Bernards Brothers
Engineering – IVA, P2S Engineering
Inspection & Testing – Cannon, Peak Surveys, Geo Labs, Ellis Environmental,
Twining, JL Inspection, Rango Inc.
Project Management – LPI

Media and Technology Complex (Measure AA #103):

Architect – Clive Wilkinson Architects, Morris Architects
Contractor – H.B. Parkco Construction, Fast Track Construction, CW
Driver
Consultant – EEG Services
Engineering – IVA, P2S Engineering
Inspection & Testing – Twining, Geo Labs, BTC Labs – Vertical V,
JL Inspection, EEG Services, Ellis Environmental, Rango
Inc.
Project Management – LPI

Madison East Wing Seismic Upgrade (Measure AA #107):

Architect – DLR Group – WWCOT, LPI
Contractor – Trimax, Bernards Brothers
Engineering – IVA, Glumac
Inspection & Testing – Twining, Peak Surveys, LPI, All Group Engineering, EEG
Services, Ellis Environmental
Project Management – LPI

Business & Facilities Infrastructure (Measure AA #111):

Architect – LPI, Gwynne Pugh Urban Studio
Contractor – REC+S, Inc., Omega Construction,
Concept Consultant, Inc.
Engineering – N/A
Inspection & Testing – Ellis Environmental, JL Inspection
Project Management – LPI

Community Classroom & Facility Project (Measure AA #114)

Architect – Morris Architects
Contractor – Waisman Construction, Spinitar, Trimax
Engineering – IVA
Inspection & Testing – LPI, Twining
Project Management – LPI

Satellite Campus Parking Facilities and Roadway Improvements (Measure S #8)

Architect – N/A
Contractor – N/A
Engineering – MK Engineering Group
Inspection & Testing – N/A
Project Management – LPI

Roadways, walkways, Grounds, Parking Lots, and Garages (Measure AA #116)

Architect – LPI, DLR Group - WWCOT
Contractor – Trimax, Pub Construction
Consultant – Walker Parking
Engineering – MK Engineering
Inspection & Testing – Ellis Environmental, Peak Surveys, LPI
Project Management – LPI

Emergency Lighting, Fire Alarm, and Security System (Measure AA #119)

Architect – N/A
Contractor – Red Hawk Fire and Security, Nexus
Consultant – IVA
Engineering – MDC Engineers
Inspection & Testing – Rango Inc.
Project Management – LPI

Signage Safety/Information (Measure S #15)

Architect – N/A
Contractor – Sign Excellence
Consultant – APCO
Engineering – N/A
Inspection & Testing – N/A
Project Management – LPI