

An aerial photograph of the Santa Monica Community College District campus. The image shows a modern building with a large glass facade and a prominent red overhang. In the foreground, there is a paved plaza with several palm trees and a small fountain. People are seen walking and sitting on the plaza. The sky is clear and blue. The text "SANTA MONICA COMMUNITY COLLEGE DISTRICT" is overlaid in white, serif font at the top of the image.

SANTA MONICA  
COMMUNITY COLLEGE  
DISTRICT

CITIZENS' BOND  
OVERSIGHT  
COMMITTEE

2014-2015 Annual Report



Santa Monica Community College District  
**Citizens' Bond Oversight Committee**

**ANNUAL REPORT, 2014-2015**

## **ANNUAL REPORT, 2014-2015**

Submitted to the  
Santa Monica Community College District  
**BOARD OF TRUSTEES**

Rob Rader, Chair  
Dr. Louise Jaffe, Vice-Chair  
Dr. Susan Aminoff  
Dr. Nancy Greenstein  
Dr. Margaret Quiñones-Perez  
Barry Snell  
Dr. Andrew Walzer  
Jonathan Eady, Student Trustee

### **CITIZENS' BOND OVERSIGHT COMMITTEE 2014-2015**

Heather Anderson, Chair  
Michael Dubin  
Jeffrey Graham  
Katherine Reuter  
Rashid Rizwan  
Sion Roy  
Sonya Sultan  
Sam Zivi

#### Staff Support

Greg Brown, Director of Facilities/Planning  
Charlie Yen, Director of Contracts  
Lisa Rose, Committee Coordinator



Santa Monica Community College District

**CITIZENS' BOND OVERSIGHT COMMITTEE  
ANNUAL REPORT, 2014-2015**

**TABLE OF CONTENTS**

Page No.

**Statement of Compliance**

Measure U ..... 3  
Measure S ..... 4  
Measure AA ..... 5

**Citizens' Bond Oversight Committee Proceedings and Activities** ..... 6

**Minutes of Meetings**

July 16, 2014 ..... 7  
October 15, 2014 ..... 10  
January 21, 2015 ..... 13  
April 15, 2015 ..... 16

**SMC Capital Outlay Program – Bond Project Descriptions and Project Status** ..... 19

**SMC Capital Construction Budget Summary as of June 30, 2015** ..... 32

**Bond Budgets**

Measure U ..... 33  
Measure S ..... 35  
Measure AA ..... 37

**Measure U Reports**

Project Schedule ..... 39  
Expenditures ..... 40

**Measure S Reports**

Project Schedule ..... 49  
Expenditures ..... 50

**Measure AA Reports**

Project Schedule ..... 58  
Expenditures ..... 59

**Bond Sales/Expenses Report** ..... 69

**SMC Bond Program Contractor List** ..... 70



Santa Monica Community College District  
**Citizens' Bond Oversight Committee**

**ANNUAL REPORT, 2014-2015**

**STATEMENT OF COMPLIANCE**  
**MEASURE U FUNDS**

This Annual Report is submitted to the Board of Trustees by the Santa Monica Community College District Citizens' Bond Oversight Committee.

The Committee advises that, to the best of its knowledge, the Santa Monica Community College District is in compliance with the requirements in Article XIII A, Section 1(b)(3) of the California Constitution. In particular, bond revenue has been expended only for the purposes so described in Measure U and no funds were used for any teacher or administrative salaries or other operating expenses as prohibited by Article XIII A, Section 1(b)(3)(a) of the California Constitution.

Respectfully Submitted:

---

Katherine Reuter, Chair  
Citizens' Bond Oversight Committee

Date:





Santa Monica Community College District  
Citizens' Bond Oversight Committee

**ANNUAL REPORT, 2014-2015**

**STATEMENT OF COMPLIANCE**  
**MEASURE S FUNDS**

This Annual Report is submitted to the Board of Trustees by the Santa Monica Community College District Citizens' Bond Oversight Committee.

The Committee advises that, to the best of its knowledge, the Santa Monica Community College District is in compliance with the requirements in Article XIII A, Section 1(b)(3) of the California Constitution. In particular, bond revenue has been expended only for the purposes so described in Measure S and no funds were used for any teacher or administrative salaries or other operating expenses as prohibited by Article XIII A, Section 1(b)(3)(a) of the California Constitution.

Respectfully Submitted:

\_\_\_\_\_  
Katherine Reuter, Chair  
Citizens' Bond Oversight Committee

Date:



Santa Monica Community College District  
**Citizens' Bond Oversight Committee**

**ANNUAL REPORT, 2014-2015**

**STATEMENT OF COMPLIANCE**

**MEASURE AA FUNDS**

This Annual Report is submitted to the Board of Trustees by the Santa Monica Community College District Citizens' Bond Oversight Committee.

The Committee advises that, to the best of its knowledge, the Santa Monica Community College District is in compliance with the requirements in Article XIII A, Section 1(b)(3) of the California Constitution. In particular, bond revenue has been expended only for the purposes so described in Measure AA and no funds were used for any teacher or administrative salaries or other operating expenses as prohibited by Article XIII A, Section 1(b)(3)(a) of the California Constitution.

Respectfully Submitted:

---

Katherine Reuter, Chair  
Citizens' Bond Oversight Committee

Date:



Santa Monica Community College District  
**Citizens' Bond Oversight Committee**

**ANNUAL REPORT, 2014-2015**

**CITIZENS' BOND OVERSIGHT COMMITTEE**  
**PROCEEDINGS AND ACTIVITIES**

**Meetings of the Citizens' Bond Oversight Committee**

The Committee conducts its meetings in accordance with provisions of the Ralph M. Brown Public Meetings Act, Government Code Sections 54950 *et seq.* Meeting notices and agendas are sent to members of the Committee within the required period of time and are also posted at eight Santa Monica College campus locations and satellite sites.

Meeting notices, agendas, minutes and all documents and reports received by the Committee members are a matter of public record and made available on the SMC website:

<http://www.smc.edu/ACG/CitizensBondOversightCommittee/Pages/Citizens-Bond-Oversight-Committee.aspx>

The SMC Bond Program website is located at: [www.smcbondprogram.com](http://www.smcbondprogram.com)

Minutes of the quarterly meetings are included on the following pages.



A meeting of the Santa Monica Community College District Citizens' Bond Oversight Committee was held on Wednesday, July 16, 2014 in Drescher Hall Room 300-E (the Loft) at Santa Monica College, 1900 Pico Boulevard, Santa Monica, California.

**1. CALL TO ORDER - 8:02 a.m.**

**2. ROLL CALL**

Heather Anderson, Vice-Chair– Present  
Michael Dubin – Absent  
Jeffrey Graham - Absent  
Ty Moura - Absent  
Katherine Reuter – Present  
Sion Roy –Present  
Sonya Sultan – Present  
Sam Zivi – Present

Others Present:

Greg Brown, Director of Facilities and Planning  
Don Girard, Senior Director, Government Relations/Institutional Communications  
Bob Isomoto, Vice-President, Business/Administration  
Lisa Rose, Citizens' Bond Oversight Committee Coordinator

**3. APPROVAL OF MINUTES – April 16, 2014**

Motion was made by Katherine Reuter and seconded by Sam Zivi to approve the minutes of Citizen's Bond Oversight Committee meeting on April 16, 2014. *The minutes were unanimously approved.*

**4. ELECTION OF CHAIR, 2014-2016**

Motion was made by Katherine Reuter and seconded by Sonya Sultan to elect Heather Anderson, Chair, 2014-2016. It was agreed that the Vice-Chair will be elected at the next meeting of the CBOC.

**5. REAPPOINTED AND NEW MEMBERS**

At its meeting on July 1, 2014, the SMCCD Board of Trustees appointed the following members to the Citizens' Bond Oversight Committee, for a two-year term, 2014-2016:

Katherine Reuter\*  
Sam Zivi\*  
Jeffrey Graham

\*Reappointed for a second two-year term, 2014-2016

Note: The SMC Associated Students will recommend a student representative in September.



**6. REPORTS and DISCUSSION (reports included with agenda)**

SMC Bond Capital Construction Budget Summary as of June 30, 2014

This report includes information on the entire bond capital construction program on one page:

- Project Number
- Project Name
- Bond Measure Budget
- Other Funding
- Total Budget
- Estimate at Completion
- Variance
- Status
- Bond Funds Remaining

The detailed reports now include a Bond Budget History page (see pages 16, 27 and 40 of reports distributed with agenda).

Overview of Projects

- Information Technology Building: The first phase is completed and staff is moving in next week. Phase 2 (remodeling of the old media center) will start when it is vacated and will be completed in six months.
- Academy of Entertainment and Technology: The first level of the parking garage is complete. The foundation for KCRW and renovation of the existing building are underway. Construction will continue through the end of 2015.
- Performing Arts Center East Wing: This a new two-story building east of the Broad Stage. It is a 14-month project.
- Health/P.E./Fitness/Central Plant: This new three-story building will replace the old locker room.
- Early Childhood Education Center: Issues with the site at the Civic Center have been resolved, and the plans will need to go through the City of Santa Monica approval process. This is a laboratory school for SMC students to be operated by a third party for children in the community (enrollment of 106 children).
- Malibu Center: The District continues to work through the approval process. It will probably take through the end of this year to work out the issues with the City of Malibu. The plans are currently in the Division of the State Architect (DSA).
- Student Services Building: The architects made a presentation at the last Board of Trustees meeting. The project is moving ahead into Phase 2 – design development.

Measure U, S and AA and Bond Sales Expenses Reports

- Measure U: Total Measure U expenditures last period were \$339,258; total remaining funds are \$17,347,064.
- Measure S: Total expenditures last period were \$77,360; total remaining funds are \$68,757,962.
- Measure AA: Total expenditures last period were \$9,146,888; total remaining funds are \$227,910,184.
- The District will be considering the sale of bonds to spend in the next three years. More specific information will be available at the next meeting.
- The *Bond Sales/Expenses Report* indicates total bond amounts, bond issue dates/amounts, unsold bond amount and total available as of March 31, 2014.

Total Bond	\$598,500,000
Total Available	\$383,496,730
Total Expenses as of 6-30-14	\$284,484,789
Total Available Remaining	\$ 99,011,941
Total Unsold Bond	\$215,003,270

- The *SMC Bond Construction Program Contractor List* as of June 30, 2014 was presented for information.
- Current information on all bond construction projects is available at: <http://smcbondprogram.com/>

**7. SCHEDULE OF MEETINGS, 2014-2015**

Wednesdays at 8 a.m.  
October 15, 2014  
January 21, 2015  
April 15, 2015

**8. ADJOURNMENT – 8:47 a.m.**

The next meeting of the Citizens’ Bond Oversight Committee will be held on Wednesday, October 15, 2014 at 8 a.m. in Drescher Hall 300-E (the Loft) at Santa Monica College, 1900 Pico Boulevard, Santa Monica, California.



A meeting of the Santa Monica Community College District Citizens' Bond Oversight Committee was held on Wednesday, October 15, 2014 in Drescher Hall Room 300-E (the Loft) at Santa Monica College, 1900 Pico Boulevard, Santa Monica, California.

**1. CALL TO ORDER - 8:08 a.m.**

**2. ROLL CALL**

Heather Anderson, Chair– Present  
Michael Dubin – Present  
Jeffrey Graham - Present  
Rizwan Rashid - Present  
Katherine Reuter – Absent  
Sion Roy – Absent  
Sonya Sultan – Present  
Sam Zivi – Present

Others Present:

Chris Bonvenuto, Chief Director, Business Services  
Greg Brown, Director of Facilities and Planning  
Don Girard, Senior Director, Government Relations/Institutional Communications  
Bob Isomoto, Vice-President, Business/Administration  
Lee Paul, LPI  
Lisa Rose, Citizens' Bond Oversight Committee Coordinator  
Charlie Yen, Director, Contracts

**3. ELECTION OF VICE-CHAIR, 2014-2016**

Motion was made by Sam Zivi and seconded by Sonya Sultan to elect Katherine Reuter as Vice-Chair of the Citizens' Bond Oversight Committee for 2014-2016.

Ayes: 6  
Noes: 0  
Absent: 2 (Reuter, Roy)

**4. APPROVAL OF MINUTES – July 16, 2014**

Motion was made by Michael Dubin and seconded by Sonya Sultan to approve the minutes of Citizen's Bond Oversight Committee meeting on July 16, 2014. *The minutes were unanimously approved.*

**5. CITIZENS' BOND OVERSIGHT COMMITTEE ANNUAL REPORT, 2013-2014**

Motion was made by Sam Zivi and seconded by Rizwan Rashid to approve the Citizens' Bond Oversight Committee Annual Report, 2013-2014

Ayes: 6  
Noes: 0  
Absent: 2 (Reuter, Roy)

Link to Citizens' Bond Oversight Committee Annual Report, 2013-2014:

[http://www.smc.edu/ACG/Documents/Citizens\\_Bond\\_Oversight\\_Committee/2014/CBOC%20Annual%20Report%2c%202013-2014.pdf](http://www.smc.edu/ACG/Documents/Citizens_Bond_Oversight_Committee/2014/CBOC%20Annual%20Report%2c%202013-2014.pdf)

**6. REPORTS and DISCUSSION (reports included with agenda)**

SMC Bond Capital Construction Budget Summary as of June 30, 2014

This report includes information on the entire bond capital construction program on one page:

- Project Number
- Project Name
- Bond Measure Budget
- Other Funding Received
- Other Funding Pending
- Total Budget
- Estimate at Completion
- Variance
- Status (completed, in construction, in design, in planning)
- Bond Funds Remaining

Overview of Projects

Projects in Construction

- Academy of Entertainment and Technology: This project includes a new parking structure, and two new buildings – one for KCRW and one for the academic program. Construction will continue through the end of 2015.
- Information Technology Building: The second phase (remodeling of the old media center) south of Library on Pearl Street should be completed in January 2015.
- Health/P.E./Fitness/Central Plant: This new three-story building will replace the old locker room and should be completed by summer 2016
- Performing Arts Center East Wing: This a new two-story building east of the Broad Stage and should be completed around the end of 2015.

Projects in Process

- Early Childhood Education Center: This is a laboratory school located on the Civic Center property for SMC students to be operated by a third party for children in the community (enrollment of 106 children). The college is working with the City of Santa Monica on this project and will be going through various stages of approval on the building.
- Malibu Center: The District continues to work through the planning and approval process. The JPA met last night to review the plans and progress on the project.

Project in Design

- Student Services Building: The project is in the final design stage.



## Measure U, S and AA and Bond Sales Expenses Reports

- Measure U: Total Measure U expenditures last period were \$226,218; total remaining funds are \$16,893,840
- Measure S: Total expenditures last period were \$69,768 total remaining funds are \$68,620,002.
- Measure AA: Total expenditures last period were \$913,493; total remaining funds are \$216,883,776.
- The District is going out to sell \$145 million worth of Measure AA Series B bonds by the end of October to cover construction expenditures in the next three years. The District recently received a bond rating of Aa2 (Moody's) and AA (Standard and Poor's).
- The *Bond Sales/Expenses Report* indicates total bond amounts, bond issue dates/amounts, unsold bond amount and total available as of September 30, 2014.

Total Bond	\$598,500,000
Total Available	\$383,496,730
Total Expenses	\$296,102,382
Total Available Remaining	\$ 87,394,348
Total Unsold Bond	\$215,003,270

- The *SMC Bond Construction Program Contractor List* as of September 30, 2014 was presented for information.
- Current information on all bond construction projects is available at: <http://smcbondprogram.com/>

### **7. SCHEDULE OF MEETINGS, 2014-2015**

Wednesdays at 8 a.m.  
January 21, 2015  
April 15, 2015

### **8. ADJOURNMENT – 9:25 a.m.**

The next meeting of the Citizens' Bond Oversight Committee will be held on Wednesday, January 21, 2015 at 8 a.m. in Drescher Hall 300-E (the Loft) at Santa Monica College, 1900 Pico Boulevard, Santa Monica, California.



A meeting of the Santa Monica Community College District Citizens' Bond Oversight Committee was held on Wednesday, January 21, 2015 in Drescher Hall Room 300-E (the Loft) at Santa Monica College, 1900 Pico Boulevard, Santa Monica, California.

**1. CALL TO ORDER - 8:01 a.m.**

**2. ROLL CALL**

Heather Anderson, Chair – Not Present  
Michael Dubin – Present  
Jeffrey Graham - Present  
Rizwan Rashid – Not Present  
Katherine Reuter – Present  
Sion Roy – Present  
Sonya Sultan – Present  
Sam Zivi – Present

Others Present:

Chris Bonvenuto, Chief Director, Business Services  
Greg Brown, Director of Facilities and Planning  
Don Girard, Senior Director, Government Relations/Institutional Communications  
Lee Paul, LPI  
Lisa Rose, Citizens' Bond Oversight Committee Coordinator  
Charlie Yen, Director, Contracts

**3. APPROVAL OF MINUTES – October 15, 2014**

Motion was made by Sam Zivi and seconded by Sion Roy to approve the minutes of Citizen's Bond Oversight Committee meeting on October 15, 2014. *The minutes were approved by acclamation.*

**4. CONFLICT OF INTEREST FORMS**

Members were reminded to sign and submit their Conflict of Interest forms for 2015.

**5. REPORTS and DISCUSSION**

SMC Bond Construction Projects Update

Projects in Construction

- Information Technology Building: The second phase (remodeling of the old media center) south of Library on Pearl Street should be completed in February 2015.
- Health/P.E./Fitness/Central Plant: This new three-story building will replace the old locker room and should be completed by fall 2016.
- Academy of Entertainment and Technology: This project includes a new parking structure, and two new buildings – one for KCRW and one for the academic program. Construction will continue through the end of 2015.

- Performing Arts Center East Wing: This a new two-story building east of the Broad Stage and should be completed around the end of 2015.

Projects in Planning

- Student Services Building: The design stage for this project should be completed and sent to the Division of State Architect (DSA) by March 2015. Most likely, the project will be in DSA for one year; construction will take about two years. A presentation planned for the Board of Trustees meeting in February will be made at the next Citizens' Bond Oversight Committee meeting in April.
- Malibu Center: The District continues to work through the planning and approval process with the City of Malibu and Los Angeles County. The project is now in DSA for review and should be out no later than summer.
- Early Childhood Education Center: This is a laboratory school located on the Civic Center property for SMC students to be operated by a third party for children in the community (enrollment of 106 children). The college is working with the City of Santa Monica on this project and will be going through various stages of approval on the building. A presentation made to the Board of Trustees in December 2014 will be made at the next Citizens' Bond Oversight Committee in April.

Measure U, S and AA and Bond Sales Expenses Reports (reports included with agenda)

- Since the last meeting, the District sold \$145 million worth of Measure AA Series B bonds to cover construction expenditures in the next three years. The District recently received a bond rating of Aa2 (Moody's) and AA (Standard and Poor's).
- Measure U: Total Measure U expenditures last period were \$518,458; total remaining funds are \$16,375,382. Remaining Measure U funds will be used for the Student Services Project.
- Measure S: Total expenditures last period were \$246,266 total remaining funds are \$68,373,736. Remaining Measure S funds will be used for the Early Childhood Education Center, Health/P.E./Fitness/Central Plant project, Malibu, and the Student Services Project.
- Measure AA: Total expenditures last period were \$11,017,050; total remaining funds are \$205,581,726. Remaining Measure AA funds will be used for the Academy of Entertainment and Technology, Information Technology, Health/P.E./Fitness/Central Plant Project, Madison East Wing, the Student Services Project, and security projects.
- The *Bond Sales/Expenses Report* indicates total bond amounts, bond issue dates/amounts, unsold bond amount and total available as of December 31 2014.

Total Bond	\$598,500,000
Total Available	\$528,492,559
Total Expenses	\$308,169,156
Total Available Remaining	\$220,343,403
Total Unsold Bond	\$ 70,007,441

- 2013-2014 Prop 39 Financial Audit and Performance Audit Reports  
Renée Graves and Sara Banta, representing the District's auditing firm of Vicenti Lloyd & Stutzman, LLP provided an overview of the 2013-2014 Prop. 39 Financial Audit and Performance Audit Reports. The Auditor indicated that there were no instances of noncompliance in both audits and did not identify any exceptions or deficiencies. Both audits will be presented to the Board of Trustees along with the District's Audit Report at the Board meeting on February 3, 2015.
- The *SMC Bond Construction Program Contractor List* as of December 31, 2014 was presented for information.
- Current information on all bond construction projects is available at:  
<http://smcbondprogram.com/>

**6. SCHEDULE OF MEETINGS, 2014-2015**

Wednesdays at 8 a.m.

April 15, 2015

**7. ADJOURNMENT – 9:23 a.m.**

The next meeting of the Citizens' Bond Oversight Committee will be held on Wednesday, April 15, 2015 at 8 a.m. in Drescher Hall 300-E (the Loft) at Santa Monica College, 1900 Pico Boulevard, Santa Monica, California.





A meeting of the Santa Monica Community College District Citizens' Bond Oversight Committee was held on Wednesday, April 15, 2015 in Drescher Hall Room 300-E (the Loft) at Santa Monica College, 1900 Pico Boulevard, Santa Monica, California.

**1. CALL TO ORDER - 8:01 a.m.**

**2. ROLL CALL**

Heather Anderson, Chair – Present  
Michael Dubin – Present  
Jeffrey Graham - Present  
Rizwan Rashid – Not Present  
Katherine Reuter – Present  
Sion Roy – Not Present  
Sonya Sultan – Present  
Sam Zivi – Present

Others Present:

Chris Bonvenuto, Chief Director, Business Services  
Greg Brown, Director of Facilities and Planning  
Don Girard, Senior Director, Government Relations/Institutional Communications  
Bob Isomoto, Vice-President, Business/Administration  
Lee Paul, LPI  
Lisa Rose, Citizens' Bond Oversight Committee Coordinator

**3. APPROVAL OF MINUTES – January 21, 2015**

Motion was made by Michael Dubin and seconded by Sam Zivi to approve the minutes of Citizen's Bond Oversight Committee meeting on January 21, 2015. *The minutes were approved unanimously.*

**4. REPORTS and DISCUSSION**

SMC Bond Construction Projects Update: Greg Brown presented a visual overview of the following bond construction projects:

- Academy of Entertainment and Technology: This project includes a new parking structure, and two new buildings – one for KCRW and one for the academic program. Construction will continue through the first quarter of 2016.
- Performing Arts Center East Wing: This a new two-story building east of the Broad Stage and should be completed around the end of 2015.
- Health/P.E./Fitness/Central Plant: This new three-story building will replace the old locker room and should be completed by fall 2016.
- Temporary Fitness Center has been relocated to first floor of Drescher Hall (formerly Automotive Department space).

- Student Services Building: The design stage for this project has been completed and sent to the Division of State Architect (DSA) for review. Most likely, the project will be in DSA for one year; construction will take about two years. The first floor includes a lobby, Welcome Center, Admissions/Records, Financial Aid, Assessment Center, Disabled Students Center, an orientation hall (auditorium), and the Bursar’s Office. The second floor includes a lobby, upper level of the orientation hall, Counseling and special programs. The third floor includes International Students, administrative offices, meeting rooms and a terrace. The parking garage has 500 spaces for staff and visitors.
- External Signage Project: This will replace and update all signage on campus and on all satellite sites with a unified look.

State Bond/Local Bond

There has not been a state bond for capital construction since 2006. There is now a signature gathering campaign for a state bond for 2016 which would include funds for community colleges. The Chancellor’s Office has encouraged the District to submit the Math/Science building for approval in its five-year construction plan in order to be eligible for state funding if a bond passes.

Historically, there have been eight local bonds for SMC (four before Prop 13 and four after Prop 13). The District is seriously considering the November 2016 election as a potential opportunity to extend the bond program and is currently in the research stage. This stage includes conversations with the City of Santa Monica and the Santa Monica-Malibu Unified School District. Discussion with the Board of Trustees will start this summer.

Measure U, S and AA and Bond Sales Expenses Reports (reports included with agenda)

- The SMC Bond Capital Construction Budget Summary as of March 31, 2015 reports the following:

Measure U Budget:	\$160,000,000
Measure S Budget:	\$143,500,000
Measure AA Budget	\$295,000,000
Other Funding Received:	\$ 43,841,116
Other Funding Pending	\$ 54,018,750
Total Budget	\$696,359,866
Estimate at Completion	\$696,359,866
Bond Funds Remaining	\$277,990,697

- Measure U: Total Measure U expenditures last period were \$1,007,876; total remaining funds are \$15,367,506; no budget variance.
- Measure S: Total expenditures last period were \$2,774,807 total remaining funds are \$66,598,929; no budget variance.
- Measure AA: Total expenditures last period were \$8,557,464; total remaining funds are \$197,024,262; no budget variance.

- The *Bond Sales/Expenses Report* indicates total bond amounts, bond issue dates/amounts, unsold bond amount and total available as of December 31 2014.

Total Bond	\$598,500,000
Total Available	\$528,492,559
Total Expenses	\$320,509.304
Total Available Remaining	\$207,983,255
Total Unsold Bond	\$ 70,007,441

- The *SMC Bond Construction Program Contractor List* as of March 31, 2015 was presented for information.
- Current information on all bond construction projects is available at: <http://smcbondprogram.com/>

**5. INFORMATION – Expiring terms of members of the Citizens’ Bond Oversight Committee**

The terms of the following members of the Citizens’ Bond Oversight Committee are expiring effective July 1, 2015 and are eligible for reappointment for a second two-year term:

Michael Dubin  
 Sonya Sultan  
 Sion Roy

The student representative will be selected in September.

The term of the following members of the Citizens’ Bond Oversight Committee is expiring effective July 1, 2015 and is not eligible for reappointment for another two-year term:

Heather Anderson

The Board of Trustees will follow a recruitment and application process to appoint/reappoint members to fill the vacancies.

**6. PUBLIC COMMENTS - None**

**7. SCHEDULE OF MEETINGS, 2015-2016**

Wednesdays at 8 a.m.  
 July 15, 2015  
 October 21, 2015  
 January 20, 2016  
 April 20, 2016

**8. ADJOURNMENT – 9:11 a.m.**

The next meeting of the Citizens’ Bond Oversight Committee will be held on Wednesday, July 15, 2015 at 8 a.m. Drescher Hall 300-E (the Loft) at Santa Monica College.



SANTA MONICA COMMUNITY COLLEGE DISTRICT

**Capital Outlay Program**  
**Bond Project Descriptions**  
**And Project Status**

July 2015

Prepared by Greg Brown, Facilities Planning



## Introduction

---

The District's capital outlay program consists of larger non-maintenance projects that are generally over \$100,000, typically financed by local taxpayer approved bonds. The capital projects include new buildings, replacement buildings, renovations, property acquisition, parking, site work, landscaping, infrastructure, security, and technology.

Over the last several decades, Santa Monica and Malibu voters have approved four safety and modernization bond measures in support of the college's career and academic programs:

Proposition T	1992	\$ 23,000,000
Measure U	2002	\$160,000,000
Measure S	2004	\$135,000,000
Measure AA	2008	\$295,000,000

By way of background, local bonds financed the original Main Campus, built in the 1950s and 1960s. However, in subsequent years until 1992, the District depended primarily on limited state funding, so only a few large projects were built. After the 1994 Northridge Earthquake and the extensive damage to the Main Campus, the District received federal FEMA support for rebuilding which started the current era of major construction on the campus.

In addition to the local bonds listed above, there has been significant financial support from federal, state and city sources along with the District's own capital funds.

The 1998 Facilities Master plan was a major effort in guiding the modernization and development of the Main Campus after the Northridge earthquake. Additional facility assessments were conducted in 2001, 2002, and 2003. In 2007, a master plan was added for the development of the Bundy Campus. In 2010, an update of the Facilities Master Plan was completed to address other safety and modernization improvements on the Main Campus and to incorporate the satellite campuses.

Highlights of the completed projects include the purchase of the Bundy Campus and Emeritus College, and the construction of the Theatre Arts, Broad Stage, HSS Building, Campus Quad and Information Technology. Projects currently in planning or construction include a new Child Development Center, a Malibu Campus, a Health, PE, Fitness and Dance Complex, Student Services, and a redeveloped Academy of Entertainment & Technology Campus with new facilities for KCRW.

The following chart shows the larger projects starting in 2002 with the total project cost:

Project	Funding Source	Total Cost	Status 6/30/13
Purchase of Bundy Site	U	\$30,280,878	Completed 2002
Emeritus College	U, SMC Foundation	\$9,603,782	Completed 2003
Purchase of 1738 Pearl Street	U	\$749,208	Completed 2003
Library Renovation & Expansion	T, State, FEMA	\$23,600,000	Completed 2003
PE/Dance/Athletics Office Relocation	U	\$2,797,033	Completed 2004
Math Complex	U	\$1,458,690	Completed 2004
Bundy Campus West Building	U	\$23,880,005	Completed 2005
Malibu Storm Water Infrastructure P-I	S	\$2,500,000	Completed 2005
Renovation of Theatre Arts	U	\$19,544,314	Completed 2006
Music Complex - Performing Arts	U	\$4,629,484	Completed 2007
HSS North/South	U, State, FEMA, City	\$29,240,945	Complete 2006/7
Shuttle Parking Acquisition & Constr.	U	\$18,969,509	Completed 2007
Malibu Storm Water Infrastructure P-II	S	\$2,500,000	Completed 2008
Broad Stage - Performing Arts	S, SMC Foundation	\$40,690,201	Completed 2008
Athletic Fields - John Adams	S	\$2,969,807	Completed 2008
Main Campus Quad	U	\$11,388,463	Completed 2008
Bundy New Driveway & Signal	S	\$3,825,841	Completed 2009
Athletic Fields - Corsair Field	S	\$4,440,065	Completed 2009
Pico Phase I - Lot 6 & Structures	S	\$1,018,009	Completed 2009
Infrastructure & Safety Phase I	U	\$4,003,084	Completed 2010
Purchase of 1516 Pico Blvd.	AA	\$1,748,667	Completed 2010
Purchase of 1510 Pico Blvd.	AA	\$4,009,228	Completed 2011
Purchase of 919 Santa Monica Blvd.	AA	\$9,029,287	Completed 2011
Bundy West Building Classroom Completion	AA	\$3,162,183	Completed 2012
Library Village Relocation & Bike Park	AA	\$1,448,275	Completed 2013
Bundy/Airport Parking	AA	\$2,035,375	Completed 2013
Information Technology	AA	\$21,827,508	Under Construction
Media & Technology – Academy Site	AA	\$91,919,056	Under Construction
East Wing - Performing Arts Center	AA	\$23,016,844	Under Construction
Health, PE, Fitness, Dance, Cent. Plant	S, AA	\$50,481,474	Bids Received
Security and Fire Alarm Upgrade	AA	\$9,570,794	In Design
Central Plant Loop Connections	AA	\$9,486,271	In DSA
Child Development Center	AA, City	\$13,176,578	In Design
Malibu Campus	S, AA	\$21,775,991	In DSA
Student Services	U, S, AA	\$109,862,122	In Design
Drescher/Pico Promenade	AA	\$2,442,585	Future Project
Math and Science	AA, State	\$87,944,336	Future Project
Career Opportunity Center	AA	\$0	Future Project

## **Section I – Detailed Project Information - Completed Projects:**

Note: Project descriptions for projects completed in the past have not been updated, even if use or function may have changed since construction.

### **Emeritus College**

---

**Project Description:** Emeritus College, a program designed for lifelong learning, was located in a rented storefront on the first level of a parking garage on 2<sup>nd</sup> Street. The program long ago outgrew its former home. The first use of Measure U bond funds was the purchase of a newly constructed four-story building further north on 2<sup>nd</sup> Street. This building gave Emeritus College a permanent home with room to accommodate all its programs including a computer room, exercise studios and art classroom. There is also a large multipurpose room on the first floor for lectures, films and productions. The building shell was completed when the District purchased the building and the interior improvements were completed by the College.

**Project Schedule:** *Completed 2003*

**Project Bond Allocation:** \$8,909,940, Total Project Cost \$9,603,782

**Funding Sources:** Measure U, SMC Foundation

### **Library Renovation and Expansion**

---

**Project Description:** SMC's main library which was damaged in the 1994 Northridge Earthquake was seismically upgraded, modernized and expanded. The project added more book area, more study space and a large computer lab. Seating for students was more than doubled.

**Project Schedule:** *Completed 2003*

**Project Bond Allocation:** \$23,600,000

**Funding Sources:** Measure T, State, FEMA

### **Relocate Kinesiology, Dance, Recreation and Athletics**

---

**Project Description:** The former offices of the Kinesiology, Dance, Recreation and Athletics departments were in a temporary building installed in 1976. The temporary buildings had numerous maintenance problems and code deficiencies. The College removed these buildings to create open space on the campus. The project resulted in a similar amount of offices and added a conference room and workroom to make a more useable office facility. The offices are on the second floor of the gymnasium complex where the east bleachers of the stadium used to be located making better use of the limited ground space on the campus.

**Project Schedule:** *Completed 2004*

**Project Bond Allocation:** \$2,797,033

**Funding Sources:** Measure U

## **Library Village Renovation – Math**

---

**Project Description:** With the completion of the Library, the “Temporary Library” was made available for renovation. The Math department was working out of temporary buildings that were set up after the 1994 earthquake. Those buildings were removed to make way for the Liberal Arts – South Building. With this renovated facility, all of the Math department is located in one building with additional classroom and lab facilities.

**Project Schedule:** *Completed 2004*

**Project Bond Allocation:** \$1,458,690

**Funding Sources:** Measure U

## **Bundy Campus (Former BAE Systems Site next to Santa Monica Airport)**

---

**Project Description:** The 1998 Santa Monica College Facilities Master Plan proposed that additional property be purchased for instructional facilities and parking. In December 2001, the SMC Board of Trustees approved the purchase of the 10.4 acre parcel of land south of the Santa Monica Airport owned and occupied by BAE Systems with about 1,200 employees. BAE accessed the property through two vehicular entrances through the Santa Monica Airport and one on Stewart Avenue. In May 2003, BAE Systems ceased occupancy. In July 2003, the SMC Board of Trustees approved certain property improvements, including roadway access to the lower portion of the property from Bundy, safety modifications, and utility relocations.

In September 2003, SMC began an ongoing series of neighborhood meetings with nearby residents. These meetings resulted in consensus for a 10-foot sound wall on the perimeter of the property along both the Stanwood Place and Stewart Avenue sides of the campus, along with hundreds of new trees and new landscaping. These improvements addressed quality of life issues by creating a buffer between the College and the residential neighborhood. The College intended to prohibit both vehicular and pedestrian access to the campus from Stewart Avenue (excepting emergency vehicles) and required all access from either Bundy or Airport Avenue.

In March 2004, the SMC Board of Trustees approved the demolition and removal of Building #1, a very large one-story manufacturing and warehouse building; the demolition and removal of Building #3, a smaller one-story manufacturing building; the renovation of Building #4 (West Building), the four-story office building; and additional landscaping improvements. The removal of the manufacturing and warehouse facilities resulted in a reduction of 100,000 square feet of building space on the property. In accordance with CEQA, the Board of Trustees adopted a Mitigated Negative Declaration in connection with its approval of the adaptive reuse of Building #4. The four-story building is used for SMC’s Nursing program, Early Childhood Education program, Continuing Education program, and one floor for general education classes.

In July of 2004, construction commenced on a complete renovation of the West Building. The building was finished and opened for classes in summer of 2005.

In January of 2005, the Board of Trustees approved a group of architects and consultants to plan the long-term future of the site. A number of meetings were held with faculty, staff, students and community members to review possible future uses for the site. A master plan, environmental impact report and traffic study were approved by the Board in February of 2007.

Part of the master plan included a new traffic signal to enhance the safety of those entering the campus. The City of Los Angeles approved a new traffic signal and driveway for the campus.

- Project Schedule:** *West Building Completed 2005*  
*Master Plan and EIR Completed*  
*Traffic signal and driveway, Completed 2009*
- Project Bond Allocation:** West Building: \$23,880,005 (Includes related site work)  
Driveway and traffic signal \$3,825,841
- Funding Sources:** Measure U and S (Driveway and Signal)

## **Renovation, Theater Arts**

---

**Project Description:** Originally designed as a small children's theater and a radio theater, the Little Theater (later called the Main Stage) at Santa Monica College was first occupied in 1952.

It received some minor remodeling and renovation over the years but was never modified to accommodate its current use as a facility for the production of drama and musical theater. Its physical limitations severely restricted the type of productions which were presented, therefore limiting the experience of acting, directing, and technical theater students and restricting the creativity of students, faculty and staff. Along with numerous functional improvements, significant ADA and Fire Code upgrade and compliance measures were part of this project.

The project has full theatrical lighting and sound facilities, a larger stage with space above to fly scenery out of audience view, larger dressing rooms with showers and full costume shop. Scenery can now be built in the scene shop and moved to the stage, before all large scenery pieces were built on stage, limiting stage use for classes and rehearsals.

- Project Schedule:** *Completed 2006*
- Project Bond Allocation:** \$19,544,314
- Funding Sources:** Measure U

## **Music Complex**

---

**Project Description:** The former Music Building was completed as part of the original campus in 1952. Since 1985, the SMC Music Department has added a symphony orchestra, concert band, and an opera workshop to its performance group offerings as well as increasing the number of applied music classes to include string, woodwind, brass and percussion classes as well as the piano, voice, recorder and guitar classes it has traditionally offered. The facility has 27 practice rooms instead of 14 in the former building. The additional practice rooms and support areas have significantly improved the quality of the educational experience for music students.

The Music department move was needed to make room for the planned Student Services complex which will take the ground space currently occupied by Music and the Amphitheater.

- Project Schedule:** *Completed 2007*
- Project Bond Allocation:** \$2,011,371, Total Project Cost \$4,629,484
- Funding Sources:** Measure U

## Performing Arts Complex

---

**Project Description:** The Music and Performing Arts Complex, Madison Campus project is SMC's comprehensive teaching, exhibit and performance facility for the arts. Within the framework of SMC's overall mission, the facility strives to promote artistic excellence, creativity, collaboration, and the free exchange of ideas in an open, caring, challenging yet supportive community of learners, thereby building new and future generations of artists and audiences.

The Music and Performing Arts Complex serves as an academic institution, accommodating the arts education programs and departments of SMC and serving the College community through exceptional training in the performing arts. Throughout the academic year, the theater serves as a large classroom or lecture hall suitable for screenings, performance workshops, guest speakers, and other classroom activities and College-related uses.

The facility's intent is to present programs and performances that reflect the cultural diversity, the multiplicity of interests, and the full range of ages that characterize the students of SMC and the residents of the region. The theater hopes to set a new standard for artistic excellence for SMC students and to attract the highest caliber of visiting artists to the venue.

The theater is located on the 4.4-acre former Madison Elementary School leased from the Santa Monica-Malibu Unified School District for 66 years, at 1310 11<sup>th</sup> Street. The theater addition is about 34,000 square feet and the existing building is about 40,000 square feet. The facility has 541 seats and state-of-the-art sound, lighting and production facilities. The project includes parking for 301 cars as well as improvements to the existing rehearsal hall.

**Project Schedule:** *Completed 2008*

**Project Bond Allocation:** \$37,697,625, Total Project Cost \$40,690,201

**Funding Sources:** Measure S and SMC Foundation

## Earthquake Replacement Liberal Arts North

## Earthquake Replacement Liberal Arts South

---

**Project Description:** The Liberal Arts Building, originally constructed in 1952, was extensively damaged during the 1994 Northridge Earthquake. The College determined that the replacement of the Liberal Arts Building was a more sensible, safe, and prudent course of action to take, rather than restoring the building back to its original 1952 configuration with respect to poor functionality, low technology and low efficiency.

The building has two wings, one for the history department and another for the social sciences. The first phase has nine classrooms and faculty offices, the second phase has 15 classrooms and faculty offices including lab and tutoring space. Each classroom is a "smart" classroom wired for computer and instructional technology.

The District has obtained funding from a variety of sources including federal, state and local (City of Santa Monica). Due to the funding timelines of the granting agencies the construction on one wing was started before funds were released for the second wing.

**Project Schedule North:** *Completed 2006*

**Project Schedule South:** *Completed 2007*

**Project Bond Allocation:** \$12,613,550, Total Project Cost \$29,240,945

**Funding Sources:** City of Santa Monica Earthquake Redevelopment, State, FEMA, Measure

## Shuttle Replacement Parking

---

**Project Description:** The College has operated a shuttle parking lot at the Santa Monica Airport since 1988. This remote shuttle lot has played a major part in the college's transportation management program. In November of 2005 the City of Santa Monica commenced construction of a public park at the Airport and temporarily moved the shuttle lot to a beach parking lot. The beach lot was not suitable for long-term use by the College and the City asked the College to leave the location after the spring semester. In January of 2007, the College completed a purchase of 2.35 acres from Verizon at the corner of Stewart and Exposition in Santa Monica. Soon thereafter construction commenced on a 220-space parking lot which opened for fall 2007.

**Project Schedule:** *Completed 2007*

**Project Bond Allocation:** \$18,969,509

**Funding Sources:** Measure U

## Northwest Quad Development

---

**Project Description:** Santa Monica College has very limited land space. Over the years, both the number of students and the number of buildings have grown on campus. In addition to this, after the 1994 Northridge earthquake a large number of temporary structures were placed on the campus to hold programs that were dislodged from their original buildings for repairs and renovations.

With the planned removal of many of the temporary structures, the College had the opportunity to create some much need open space on the campus. In addition, the 1998 Master Plan called for the removal of the Amphitheater to make way for the planned Student Services complex. An area needs to be provided for student events that were formally held in the Amphitheater. The new Library, Campus Theater, and Liberal Arts face the new "quad" area creating a central focal point for this portion of the campus.

**Project Schedule:** *Completed 2008*

**Project Bond Allocation:** \$11,388,463

**Funding Sources:** Measure U

## Campus Infrastructure/Safety

---

**Project Description:** The major portion of the Santa Monica College campus was opened in 1952. Much of the original infrastructure still remains. Some of the infrastructure was damaged in the 1994 Northridge Earthquake. Pieces of the original infrastructure have been repaired and replaced over the years on a piecemeal basis. Changes in technology have rendered much of the original infrastructure obsolete. In addition, changes in society require that additional efforts are needed to provide a safe and secure environment for the campus community. Other safety upgrades include earthquake retrofits.

This project updates the infrastructure for traffic, water, gas, sewer, electrical, fire and security based upon recent master planning efforts. It also includes a suitable facility for the College's Information Technology area. The changes will be coordinated with building construction activity in the area. As part of the infrastructure project, the College will address circulation including improvement of the Pico Blvd. presentation, signage and way finding.

**Project Schedule:** *Substantially Complete*

**Project Bond Allocation:** \$4,003,084

**Funding Sources:** Measure U

## Physical Education and Athletic Fields

---

**Project Description:** SMC currently offers credit classes in physical education, athletics, and kinesiology; non-credit courses in health and conditioning (through Emeritus College); and not-for credit courses in recreation and fitness (through Continuing and Community Education). Compared to most other campuses, SMC is deficient in field space. The Physical Education program lacks outdoor facilities available at other campuses, including a baseball field, a softball field, and a practice field for football, a soccer field, outdoor volleyball courts, and outdoor basketball courts. The District rents field space in order to offer some of these programs; however, there is insufficient field space in Santa Monica.

This project provided for field improvements and for the retrofit of existing College fields and athletic facilities or other fields available to the College for year-round usage. The first renovation was the John Adams Middle School Field. This field is shared by the College, Santa Monica-Malibu Unified School District, City of Santa Monica and community groups. The second field project was the SMC Corsair Field. All fields are made available for community use when not in instructional use.

**Project Schedule:** John Adams Middle School Field, *Completed 2008*  
SMC Corsair Field, *Completed 2009*

**Project Bond Allocation:** \$7,409,872

**Funding Sources:** Measure S

## Bundy West Building Classroom Completion

---

**Project Description:** Approximately 6,500 of unplanned space was left available when the West Building was completed at the Bundy Campus in 2005. With the expansion of the Workforce Development program along with the need for classroom swing space during construction at other sites, the vacant space was converted to academic use.

**Project Schedule:** *Completed 2012*

**Estimated Project Cost:** \$3,162,183

**Funding Sources:** Measure AA

## Information Technology Relocation (Main Campus)

---

**Project Description:** The Information Technology department located in Drescher Hall supports the use of information systems on campus. The current server room can no longer support the power and air conditioning needs of the increasingly more powerful servers that are in use today. The plan is to move the department to a new building adjacent to the College's Media Center, which is located on the south end of the Library. Much of the campus technology infrastructure is already located in the Media Center, and the departments work cooperatively on many projects. The project will consist of a new 14,000 SF building and 11,000 SF remodeling of the existing Media Center. The space vacated in Drescher Hall will be converted to academic use as part of a future project.

**Project Schedule:** *Completed June 2015*

**Estimated Project Cost:** \$23,275,783

**Funding Sources:** Measure AA



## **Section II - Projects in Division of State Architect (DSA) Review**

### **Malibu Site Acquisition and Facility**

---

**Project Description:** In the 1970s and early 1980s, Santa Monica College offered about 70 general education classes and several non-credit classes in Malibu throughout a semester. Today, the program is limited to a few classes offered in school district buildings.

The recommended site acquisition and facility will be a classroom facility to provide general education classes, science, art and Emeritus College classes. There is also an interpretive center to highlight natural environment and history of Malibu and a Sheriff's sub-station. The District has worked cooperatively with the City of Malibu and the County of Los Angeles in planning a site at the Malibu Civic Center.

**Project Schedule:** In DSA

**Estimated Project Cost:** \$26,775,991

**Funding Sources:** Measure S, AA

### **Student Services Building**

---

**Project Description:** In conformance with the 1998 SMC Adopted Master Plan, this project will combine and provide improved user access to various student services and some administrative functions.

The new Student Services portion of this proposed building will facilitate the centralization of all Student Services operations that are also presently dispersed throughout the campus and housed in temporary buildings. This project provides office and service space for approximately 25 Student Services functions.

The Administration portion of this proposed project will house Academic and Student Services administrators to be integrated along with the Student Services functions to provide a one-stop service delivery location. The new building will be sited near the Pico Boulevard main entrance to the SMC campus and thereby provide immediate access for students and members of the college community.

This proposed project also includes accommodation for vehicular access/egress, and underground parking, all in compliance with the Master Plan goal to provide more below grade vehicle parking at the main campus.

**Project Schedule:** *Phase I completed*; Phase II in DSA

**Estimated Project Cost:** \$109,862,122

**Funding Sources:** Measure S, U and AA

## **Section III – Projects in Construction**

### **East Wing Earthquake Renovation – Performing Arts Campus**

---

**Project Description:** During the construction of other improvements recently at the Performing Arts Campus (formerly the Madison site), it was discovered by the engineers that earthquake renovations required after the 1933 Long Beach Earthquake were never performed. The new facility will consist of a large multipurpose room to house Music Department rehearsal and performances plus other special event. On the upper level there will be two specialized music classrooms, one for piano and one for voice.

**Project Schedule:** In Construction, estimated completion February 2016

**Estimated Project Cost:** \$23,016,844

**Funding Sources:** Measure AA

## **Replacement Health, Fitness, Dance, and PE Building plus Central Plant (Main Campus)**

---

**Project Description:** The systems of the existing building are in poor condition and the fire safety system needs upgrading. A new replacement building would also provide today's more specialized fitness and individual sports labs, as well as remedy an existing deficiency in support facilities for women and an existing deficiency in practice and demonstration rooms for dance. The new building consists of athletic facilities, fitness center with climbing wall, fitness studios and dance studios.

Since this building is located in the center of campus, it is an ideal location for the central cooling plant which is an energy efficiency project designed to generate chilled water for efficiently for air cooling in buildings throughout the main campus.

**Project Schedule:** In Construction, estimated completion December 2016

**Estimated Project Cost:** \$50,481,474

**Funding Sources:** Measure S, AA, State Energy Incentives, Energy Cost Savings

## **Media and Technology-Driven Programs Complex (Academy Campus)**

---

**Project Description:** The College operates a variety of programs in the digital arts, media, communication, and broadcasting fields. These programs currently reside in 1950s era buildings that cannot support the modern infrastructure necessary for digital and online programs. A new Media and Technology complex is proposed to house these digital technology-intensive programs. The facilities will have the data, communications, electrical, and ventilation systems necessary to support these programs in the future. The proposed location is a campus site in the heart of Santa Monica's media and entertainment district where some of SMC's existing digital arts programs are housed. One phase of the project would renovate and add additional space to the existing building to house and expand SMC's Communication programs. An additional phase would relocate the College's radio station KCRW, which has outgrown its space, into a new building on the site. Moving KCRW, a nationally-recognized leader in new media and online delivery, to this site would provide a dynamic asset to SMC's current and future media and technology-driven instructional programs.

**Project Schedule:** In Construction, estimated completion August 2016

**Estimated Project Cost:** \$91,919,056

**Funding Sources:** Measure AA, KCRW Foundation

## **Security and Fire Alarm**

---

**Project Description:** To better protect student and staff during emergency situations the college is upgrading all its security systems, including access control, video surveillance, and intrusion alarms as well as its fire alarm and mass notification systems to newer digital technologies.

**Project Schedule:** In Construction, estimated completion December 2015

**Estimated Project Cost:** \$9,570,794

**Funding Sources:** Measure AA

## **Section IV – Projects in Active Planning Phases**

### **Early Childhood Development Lab & Replacement Childcare Center**

---

**Project Description:** SMC currently has no dedicated childcare facility and offers lab instruction through various local childcare providers. The District lacks a teaching laboratory facility in Early Childhood Education available at many other community colleges. This project provides for a childcare center for college students and the community plus a new Early Childhood Development Lab to be operated in conjunction with the childcare facility. The District will seek public agency, institutional, and non-profit partnerships in order to reduce capital costs and to operate the facility in a cost-effective manner. The City of Santa Monica is a partner in this project, providing the site at the Civic Center and a portion of the building funds.

**Project Schedule:** Received City of Santa Monica Approvals, In Design

**Estimated Project Cost:** \$13,176,578

**Funding Sources:** Measure S with City of Santa Monica

### **Energy Efficiency Projects**

---

**Project Description:** This project provides for upgrades to existing and future District facilities, for energy efficiency, including the use of certain energy generation and cogeneration technologies, and to meet modern sustainability practice.

**Project Schedule:** Solar and Energy Efficiency Projects – In Planning

**Estimated Project Cost:** \$7,151,138

**Funding Sources:** Measure S, District Capital Funds, State Energy Incentives, Energy Cost Savings

## **Section IV – Future Projects**

Projects not yet in active planning:

### **Replacement Math and Science Extension Building (Main Campus)**

---

**Project Description:** The math department is currently operating in a temporary facility that is nearing the end of its life cycle. Additionally, new California regulations require an increase in minimum math competencies beginning in Fall 2009. The current facility lacks the infrastructure to support modern classroom technology. The Earth, Life, and Physical Sciences programs are operating in spaces that are too small and scattered around the campus. This inhibits the sharing of resources and incurs expensive replacement costs for laboratory teaching materials. There are insufficient science lab classrooms to offer needed course sections for the Allied Health and Nursing program.

### **New Career Opportunity and Career Advancement Instructional and Job-Training Building (Bundy Campus)**

---

**Project Description:** SMC's workforce development program is now regarded as one of the most successful in California. A new facility would provide the program with modern classrooms that can be adapted to ongoing need, including the one-stop services often required in training and working with employers to hire employees new to the workforce. The facility would house training programs provided by College, City, County, and other agency providers. The new facility would also allow SMC to provide advanced instruction tailored to the needs of the Westside workforce, in partnership with other agencies. The facility is included in the Bundy Campus Master Plan.

## **Drescher Hall: Academic Facilities Modernization, Pico Promenade**

---

**Project Description:** A current project includes the transformation of the Pico Boulevard side of the campus. One component of this project is a remodel of Drescher Hall, built in the 1960s for the teaching of vocational trades. The building lacks modern infrastructure and is not easily accessible on the first floor. The Photography Department is currently split between this building and the Business Building. This modernization project consolidates the photo program in one location in Drescher Hall and accommodates an expanded use of digital photo technologies. Also, ESL (English as a Second Language) is currently in temporary facilities located at the far edge of campus. This project will consolidate ESL in Drescher Hall and provide an opportunity for program modernizations and improvements. The modernization will also provide a fire system upgrade.

This project would also make improvements to the college frontage on Pico including a transit plaza to serve the increasing number of students that take advantage of public transportation.

---

**Santa Monica College Bond Capital Construction Budget Summary as of 6-30-2015**

Project Number	Project Name	Measure U Budget	Measure S Budget	Measure AA Budget	Other Funding Received *	Other Funding Pending **	Total Budget	Estimate at Completion	Status	Bond Funds Remaining
U-A	Purchase of BAE Airport Site	\$30,280,878					\$30,280,878	\$30,280,878	Completed	\$0
U-B	Emeritus College Facility	\$8,909,940			\$693,842		\$9,603,782	\$9,603,782	Completed	\$0
U-C	Purchase of 1738 Pearl Street	\$749,208					\$749,208	\$749,208	Completed	\$0
U-D	PE Temp. Bldg. Replacement	\$2,797,033					\$2,797,033	\$2,797,033	Completed	\$0
U-E	Remodel Library Village for Math	\$1,458,690					\$1,458,690	\$1,458,690	Completed	\$0
U-F	SM Airport Campus Site Improvements	\$4,170,264					\$4,170,264	\$4,170,264	Completed	\$0
U-G	SM Airport Campus West Building	\$19,709,741					\$19,709,741	\$19,709,741	Completed	\$0
U-H	Theater Arts Renovation	\$19,544,314					\$19,544,314	\$19,544,314	Completed	\$0
U-I	Earthquake Rpl. Liberal Arts North	\$6,505,400			\$6,002,325		\$12,507,725	\$12,507,725	Completed	\$0
U-K	Earthquake Rpl. Liberal Arts South	\$6,108,150			\$10,625,070		\$16,733,220	\$16,733,220	Completed	\$0
U-L	Shuttle Replacement Parking	\$18,969,509					\$18,969,509	\$18,969,509	Completed	\$0
U-M	North Quad Plaza	\$11,388,463					\$11,388,463	\$11,388,463	Completed	\$0
U-Q	Infrastructure & Safety	\$4,003,084					\$4,003,084	\$4,003,084	Completed	\$0
U-R	Restroom Improvements	\$17,501					\$17,501	\$17,501	Completed	\$0
S-1	Athletic Fields Phase I, Corsair Field	\$4,372,535			\$67,530		\$4,440,065	\$4,440,065	Completed	\$0
S-1A	Athletic Fields Phase I, John Adams	\$2,969,807					\$2,969,807	\$2,969,807	Completed	\$0
S-10	Pico Promenade Improvements, Phase I	\$1,018,009					\$1,018,009	\$1,018,009	Completed	\$0
S-13	Adv. Architecture Related Exp For AA	\$0					\$0	\$0	Completed	\$0
AA-114	Community Classroom & Facility Projects	\$319,242		\$3,162,183			\$3,162,183	\$3,162,183	Completed	\$0
U-T	14th and Pico Project	\$0					\$319,242	\$319,242	Completed	\$0
U-N	Letters & Sci Demo/Restore	\$0					\$0	\$0	Completed	\$0
S-14, AA-115	Real Property Acquisition		\$45,597	\$14,802,902			\$14,848,499	\$14,848,499	Completed	\$0
AA-108	Renovation of Corsair Stadium		\$37,697,625	\$35,299	\$2,992,576		\$40,690,201	\$40,690,201	Completed	\$0
S-2	Performing Arts Complex	\$2,011,371			\$2,618,113		\$4,629,484	\$4,629,484	Completed	\$0
U-J	Music Complex			\$0			\$0	\$0	Completed	\$0
S-3, AA-109	Career Opportunity Center			\$27,753			\$27,753	\$27,753	Completed	\$0
AA-118	Infrastructure & Technology - Utility			\$23,275,783			\$23,275,783	\$23,275,783	Completed	\$2,410,561
AA-102	Infrastructure & Technology - Information Technology Relocation			\$85,083,665	\$990,441	\$5,844,950	\$91,919,056	\$91,919,056	In Construction	\$38,025,076
AA-103	Media and Technology Complex - Academy Site			\$2,000,000			\$2,000,000	\$2,000,000	In Construction	\$32,981
AA-111	Business & Facilities Infrastructure			\$2,512,181			\$2,512,181	\$2,512,181	In Construction	\$87,237
AA-117	Infrastructure & Technology - Technology			\$23,016,844			\$23,016,844	\$23,016,844	In Construction	\$13,532,178
AA-107	Madison East Wing Seismic Upgrade			\$38,878,091			\$50,481,474	\$50,481,474	In Construction	\$37,722,481
S-4, AA-104	Replacement Health/PE/Fitness Central Plant Building		\$11,603,383	\$9,570,794			\$9,570,794	\$9,570,794	In Construction	\$5,481,022
AA-119	Emergency Lighting, Fire Alarm, and Security System		\$606,223		\$58,035		\$664,258	\$664,258	In Construction	\$349,687
S-15	Signage Safety/Information		\$4,775,000	\$2,535,375			\$7,310,375	\$7,310,375	In Design	\$1,300,658
S-8, AA-116	Satellite Campus Parking Facilities and Roadway			\$9,486,271			\$9,486,271	\$9,486,271	In Design	\$8,602,343
AA-101	Environmental Performance - Central Plant Connections			\$7,000,000	\$1,858,578	\$4,318,000	\$13,176,578	\$13,176,578	In Design	\$6,451,035
S-5	Early Childhood Development/Childcare			\$25,000,000			\$26,775,991	\$26,775,991	In Design	\$19,632,505
S-6, AA-110	Malibu Site Acquisition and Facility			\$46,692,750	\$17,353,783		\$109,862,122	\$109,862,122	In Design	\$70,885,705
U-O, S-9, AA-120	Student Services Building	\$20,638,446		\$6,149,140	\$708,637		\$7,151,138	\$7,151,138	In Planning	\$3,132,367
S-7, AA-113	Energy Efficiency Projects		\$293,361	\$609,282			\$609,282	\$609,282	In Planning	\$287,085
S-12	Other Bond Related Expenses		\$716,428	\$750,000			\$3,576,858	\$3,576,858	In Planning	\$673,835
U-S, S-11, AA-112	Master Planning	\$2,110,430		\$43,818,000		\$43,818,000	\$87,944,336	\$87,944,336	In Planning	\$43,813,050
U-P, AA-106	Replacement Math and Science Extension Building	\$308,336		\$2,442,585			\$2,442,585	\$2,442,585	In Planning	\$2,437,503
AA-105	Drescher - Academic Modernization, Bookstore, Pico Promenade II			\$100,000			\$600,000	\$600,000	In Planning	\$315,000
S-16, AA-212	Cost of Issuance			\$500,000			\$696,449,880	\$696,449,880	In Planning	\$255,172,309
<b>Project Totals</b>		<b>\$160,000,000</b>	<b>\$143,500,000</b>	<b>\$295,000,000</b>	<b>\$43,968,930</b>	<b>\$53,980,950</b>	<b>\$696,449,880</b>	<b>\$696,449,880</b>		<b>\$255,172,309</b>

\* City of SM: \$10,206,823; FEMA: \$1,962,572; State: \$5,779,000; Prop T: 2,618,113; DWP: \$86,245; SCE: \$633,639; Gas Co.: \$88,262; Madison Foundation: \$2,992,576; KCRW: \$958,462; Emeritus College Foundation: \$693,842; Bond Interest: \$17,949,396

\*\* City of SM: 4,318,000; KCRW: \$5,844,950; State: \$43,818,000

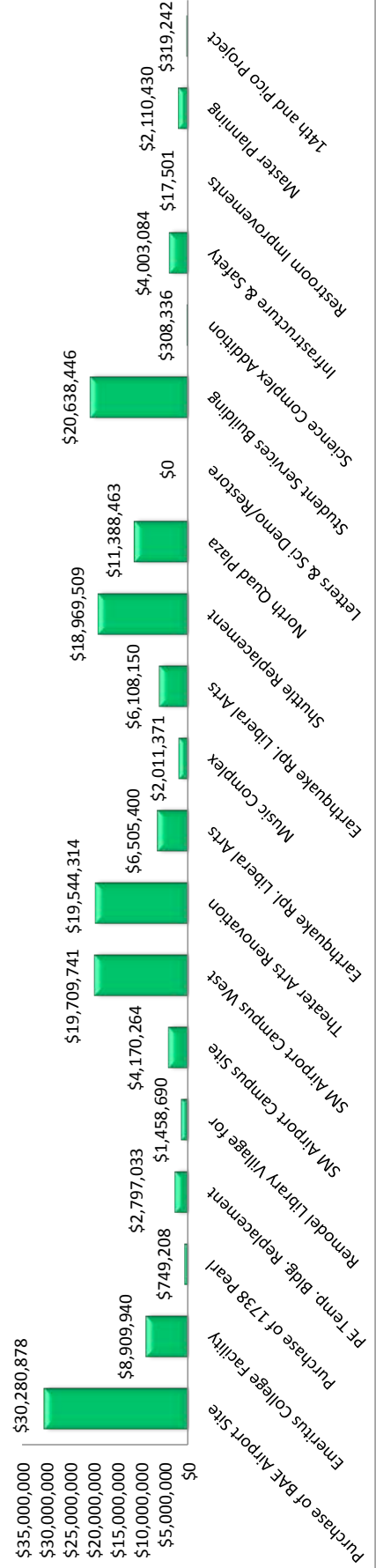
SANTA MONICA COMMUNITY COLLEGE DISTRICT

**Measure U Bond Budget**

As of June 30, 2015

Project Name	Completion	Project Budget	Measure U Allocation	Other Funding	Measure U Expenditures as of 6/30/15	Measure U Expenditures as of 3/31/15	Measure U Expenditures Last Period	Total Measure U Remaining
A Purchase of BAE Airport Site	Completed	\$30,280,878	\$30,280,878	\$0	\$30,280,878	\$30,280,878	\$0	\$0
B Emeritus College Facility	Completed	\$9,603,782	\$8,909,940	\$693,842	\$8,909,940	\$8,909,940	\$0	\$0
C Purchase of 1738 Pearl Street	Completed	\$749,208	\$749,208	\$0	\$749,208	\$749,208	\$0	\$0
D PE Temp. Bldg. Replacement	Completed	\$2,797,033	\$2,797,033	\$0	\$2,797,033	\$2,797,033	\$0	\$0
E Remodel Library Village for Math	Completed	\$1,458,690	\$1,458,690	\$0	\$1,458,690	\$1,458,690	\$0	\$0
F SM Airport Campus Site Improvements	Completed	\$4,170,264	\$4,170,264	\$0	\$4,170,264	\$4,170,264	\$0	\$0
G SM Airport Campus West Building	Completed	\$19,709,741	\$19,709,741	\$0	\$19,709,741	\$19,709,741	\$0	\$0
H Theater Arts Renovation	Completed	\$19,544,314	\$19,544,314	\$0	\$19,544,314	\$19,544,314	\$0	\$0
I Earthquake Rpl. Liberal Arts North	Completed	\$12,507,725	\$6,505,400	\$6,002,325	\$6,505,400	\$6,505,400	\$0	\$0
J Music Complex	Completed	\$4,629,484	\$2,011,371	\$2,618,113	\$2,011,371	\$2,011,371	\$0	\$0
K Earthquake Rpl. Liberal Arts South	Completed	\$16,733,220	\$6,108,150	\$10,625,070	\$6,108,150	\$6,108,150	\$0	\$0
L Shuttle Replacement Parking	Completed	\$18,969,509	\$18,969,509	\$0	\$18,969,509	\$18,969,509	\$0	\$0
M North Quad Plaza	Completed	\$11,388,463	\$11,388,463	\$0	\$11,388,463	\$11,388,463	\$0	\$0
N Letters & Sci Demo/Restore	Completed	\$0	\$0	\$0	\$0	\$0	\$0	\$0
O Student Services Building	May 2018	\$109,862,122	\$20,638,446	\$89,223,676	\$6,088,896	\$5,270,940	\$817,956	\$14,549,550
P Science Complex Addition	Completed	\$87,944,336	\$308,336	\$87,636,000	\$308,336	\$308,336	\$0	\$0
Q Infrastructure & Safety	Completed	\$4,003,084	\$4,003,084	\$0	\$4,003,084	\$4,003,084	\$0	\$0
R Restroom Improvements	Completed	\$17,501	\$17,501	\$0	\$17,501	\$17,501	\$0	\$0
S Master Planning	Completed	\$2,110,430	\$2,110,430	\$0	\$2,110,430	\$2,110,430	\$0	\$0
T 14th and Pico Project	Completed	\$319,242	\$319,242	\$0	\$319,242	\$319,242	\$0	\$0
<b>Project Totals</b>		<b>\$356,799,026</b>	<b>\$160,000,000</b>	<b>\$196,799,026</b>	<b>\$145,450,450</b>	<b>\$144,632,494</b>	<b>\$817,956</b>	<b>\$14,549,550</b>

**Measure U Allocation**



SANTA MONICA COMMUNITY COLLEGE DISTRICT  
**Measure U Bond Budget History**  
as of June 30, 2015

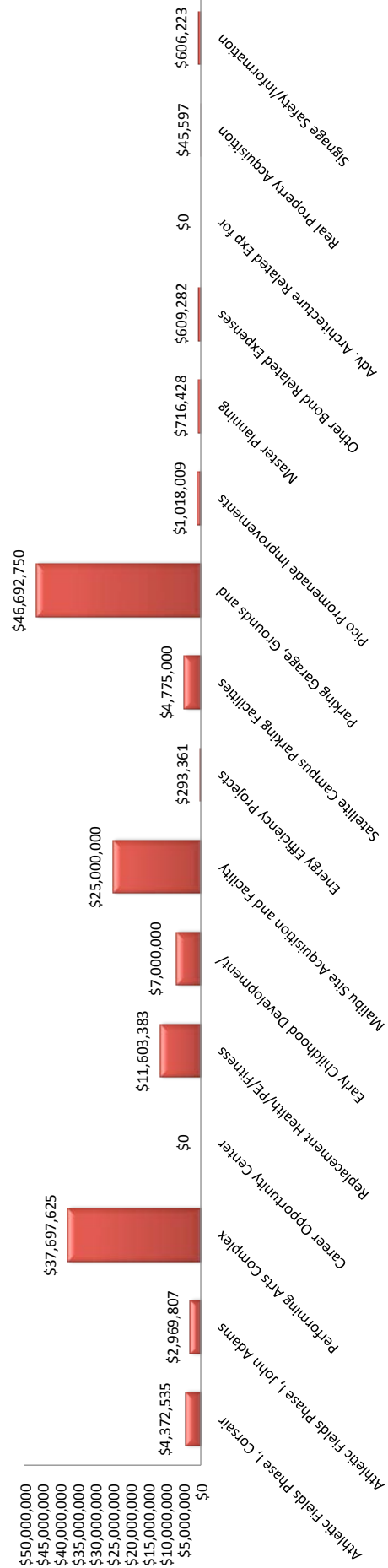
	Project Name	Completion	Preliminary Measure U Budget	Measure U Budget as of 3/31/15	Measure U Budget as of 6/30/15	Variance	Measure U Remaining as of 6/30/15
A	Purchase of BAE Airport Site	<b>Completed</b>	\$30,000,000	\$30,280,878	\$30,280,878	\$0	\$0
B	Emeritus College Facility	<b>Completed</b>	\$8,883,381	\$8,909,940	\$8,909,940	\$0	\$0
C	Purchase of 1738 Pearl Street	<b>Completed</b>	\$749,208	\$749,208	\$749,208	\$0	\$0
D	PE Temp. Bldg. Replacement	<b>Completed</b>	\$2,673,247	\$2,797,033	\$2,797,033	\$0	\$0
E	Remodel Library Village for Math	<b>Completed</b>	\$1,425,565	\$1,458,690	\$1,458,690	\$0	\$0
F	SM Airport Campus Site Improvements	<b>Completed</b>	\$6,200,000	\$4,170,264	\$4,170,264	\$0	\$0
G	SM Airport Campus West Building	<b>Completed</b>	\$20,071,124	\$19,709,741	\$19,709,741	\$0	\$0
H	Theater Arts Renovation	<b>Completed</b>	\$16,992,296	\$19,544,314	\$19,544,314	\$0	\$0
I	Earthquake Rpl. Liberal Arts North	<b>Completed</b>	\$5,352,752	\$6,505,400	\$6,505,400	\$0	\$0
J	Music Complex	<b>Completed</b>	\$4,802,537	\$2,011,371	\$2,011,371	\$0	\$0
K	Earthquake Rpl. Liberal Arts South	<b>Completed</b>	\$2,863,566	\$6,108,150	\$6,108,150	\$0	\$0
L	Shuttle Replacement Parking	<b>Completed</b>	\$17,256,000	\$18,969,509	\$18,969,509	\$0	\$0
M	North Quad Plaza	<b>Completed</b>	\$3,939,759	\$11,388,463	\$11,388,463	\$0	\$0
N	Letters & Sci Demo/Restore	<b>Completed</b>	\$1,192,250	\$0	\$0	\$0	\$0
O	Student Services Building	May 2018	\$23,952,004	\$20,638,446	\$20,638,446	\$0	\$14,720,771
P	Science Complex Addition	<b>Completed</b>	\$10,613,910	\$308,336	\$308,336	\$0	\$0
Q	Infrastructure & Safety	<b>Completed</b>	\$5,000,000	\$4,003,084	\$4,003,084	\$0	\$0
R	Restroom Improvements	<b>Completed</b>	\$400,000	\$17,501	\$17,501	\$0	\$0
S	Master Planning	<b>Completed</b>	\$500,000	\$2,110,430	\$2,110,430	\$0	\$0
T	14th and Pico Project	<b>Completed</b>	\$14,662,000	\$319,242	\$319,242	\$0	\$0
	<b>Project Totals</b>		<b>\$177,529,599</b>	<b>\$160,000,000</b>	<b>\$160,000,000</b>	<b>\$0</b>	<b>\$14,720,771</b>



SANTA MONICA COMMUNITY COLLEGE DISTRICT  
**Measure S Bond Budget**  
 As of June 30, 2015

Project Name	Completion	Project Budget	Measure S Allocation	Other Funding	Measure S Expenditures as of 6/30/15	Measure S Expenditures as of 3/31/15	Measure S Expenditures Last Period	Total Measure S Remaining
1 Athletic Fields Phase I, Corsair Field	Completed	\$4,440,065	\$4,372,535	\$67,530	\$4,372,535	\$4,372,535	\$0	\$0
1A Athletic Fields Phase I, John Adams	Completed	\$2,969,807	\$2,969,807	\$0	\$2,969,807	\$2,969,807	\$0	\$0
2 Performing Arts Complex	Completed	\$40,690,201	\$37,697,625	\$2,992,576	\$37,697,625	\$37,697,625	\$0	\$0
3 Career Opportunity Center	Completed	\$0	\$0	\$0	\$0	\$0	\$0	\$0
4 Replacement Health/PE/Fitness Building	December 2016	\$50,481,474	\$11,603,383	\$38,878,091	\$6,827,669	\$3,369,699	\$3,457,970	\$4,775,714
5 Early Childhood Development/Childcare	December 2018	\$13,176,578	\$7,000,000	\$6,176,578	\$548,965	\$488,857	\$60,108	\$6,451,035
6 Malibu Site Acquisition and Facility	March 2018	\$26,775,991	\$25,000,000	\$1,775,991	\$7,143,486	\$7,010,441	\$133,045	\$17,856,514
7 Energy Efficiency Projects	Completed	\$510,683	\$293,361	\$217,322	\$293,361	\$293,361	\$0	\$0
8 Satellite Campus Parking Facilities and Roadway Improvements	On-Going	\$7,310,375	\$4,775,000	\$2,535,375	\$3,879,047	\$3,873,866	\$5,181	\$895,953
9 Parking Garage, Grounds and Equipment - Student Services	May 2018	\$109,862,122	\$46,692,750	\$63,169,372	\$15,533,738	\$15,495,778	\$37,960	\$31,159,012
10 Pico Promenade Improvements	Completed	\$1,018,009	\$1,018,009	\$0	\$1,018,009	\$1,018,009	\$0	\$0
11 Master Planning	Completed	\$716,428	\$716,428	\$0	\$716,428	\$716,428	\$0	\$0
12 Other Bond Related Expenses	On-Going	\$662,764	\$609,282	\$0	\$322,197	\$298,213	\$23,984	\$287,085
13 Adv. Architecture Related Exp for AA	Completed	\$0	\$0	\$0	\$0	\$0	\$0	\$0
14 Real Property Acquisition	Completed	\$45,597	\$45,597	\$0	\$45,597	\$45,597	\$0	\$0
15 Signage Safety/Information	On-Going	\$664,258	\$606,223	\$58,035	\$256,536	\$250,855	\$5,681	\$349,687
16 Cost of Issuance	On-Going	\$100,000	\$100,000	\$0	\$0	\$0	\$0	\$100,000
<b>Project Totals</b>		<b>\$259,424,352</b>	<b>\$143,500,000</b>	<b>\$115,870,870</b>	<b>\$81,625,000</b>	<b>\$77,901,071</b>	<b>\$3,723,929</b>	<b>\$61,875,000</b>

**Measure S Allocation**



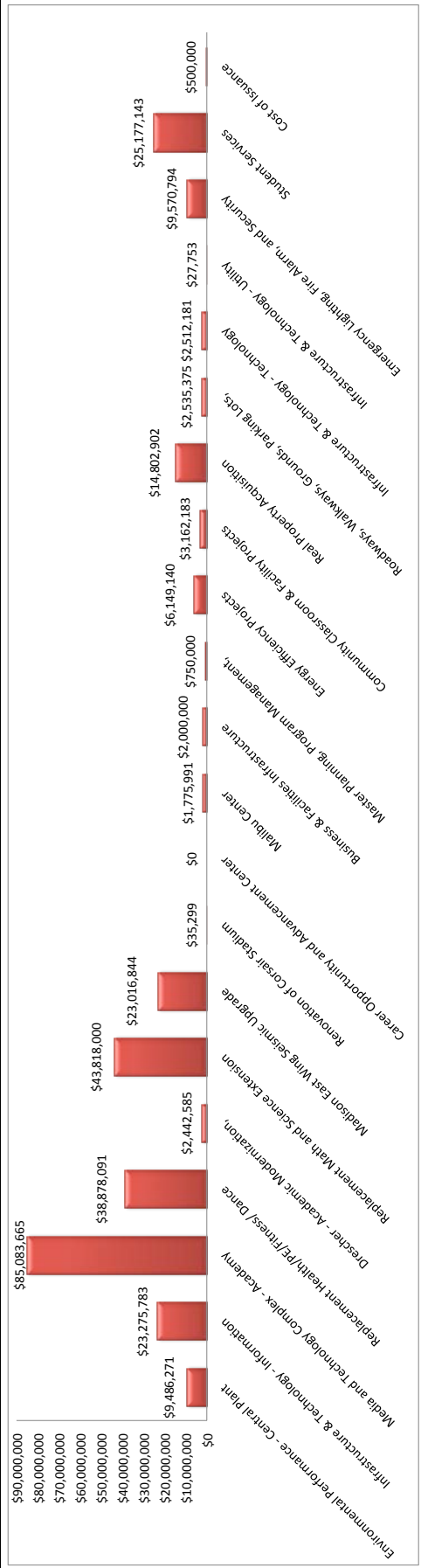


SANTA MONICA COMMUNITY COLLEGE DISTRICT  
**Measure S Bond Budget History**  
as of June 30, 2015

	Project Name	Completion	Preliminary Measure S Budget	Measure S Budget as of 3/31/15	Measure S Budget as of 6/30/15	Variance	Measure S Remaining as of 6/30/15
1	Athletic Fields Phase I, Corsair Field	<b>Completed</b>	\$1,800,000	\$4,372,535	\$4,372,535	\$0	\$0
1A	Athletic Fields Phase I, John Adams	<b>Completed</b>	\$35,200,000	\$2,969,807	\$2,969,807	\$0	\$0
2	Performing Arts Complex	<b>Completed</b>	\$24,000,000	\$37,697,625	\$37,697,625	\$0	\$0
3	Career Opportunity Center	<b>Completed</b>	\$20,000,000	\$0	\$0	\$0	\$0
4	Replacement Health/PE/Fitness Building	December 2016	\$20,000,000	\$11,603,383	\$11,603,383	\$0	\$4,775,714
5	Early Childhood Development/Childcare	December 2018	\$7,000,000	\$7,000,000	\$7,000,000	\$0	\$6,451,035
6	Malibu Site Acquisition and Facility	March 2018	\$25,000,000	\$25,000,000	\$25,000,000	\$0	\$17,856,514
7	Energy Efficiency Projects	<b>Completed</b>	\$2,000,000	\$293,361	\$293,361	\$0	\$0
8	Satellite Campus Parking Facilities and Roadway Improvements	On-Going	\$0	\$4,775,000	\$4,775,000	\$0	\$895,953
9	Parking Garage, Grounds and Equipment - Student Services	May 2018	\$0	\$46,692,750	\$46,692,750	\$0	\$31,159,012
10	Pico Promenade Improvements, Phase I	<b>Completed</b>	\$0	\$1,018,009	\$1,018,009	\$0	\$0
11	Master Planning	<b>Completed</b>	\$0	\$716,428	\$716,428	\$0	\$0
12	Other Bond Related Expenses	On-Going	\$0	\$609,282	\$609,282	\$0	\$287,085
13	Adv. Architecture Related Exp for AA	<b>Completed</b>	\$0	\$0	\$0	\$0	\$0
14	Real Property Acquisition	<b>Completed</b>	\$0	\$45,597	\$45,597	\$0	\$0
15	Signage Safety/Information	On-Going	\$0	\$606,223	\$606,223	\$0	\$349,687
16	Cost of Issuance	On-Going	\$0	\$100,000	\$100,000	\$0	\$100,000
	<b>Project Totals</b>		<b>\$135,000,000</b>	<b>\$143,500,000</b>	<b>\$143,500,000</b>	<b>\$0</b>	<b>\$61,875,000</b>

SANTA MONICA COMMUNITY COLLEGE DISTRICT  
**Measure AA Bond Budget**  
 As of June 30, 2015

Project Name	Completion	Project Budget	Measure AA Allocation	Other Funding	Measure AA Expenditures as of 6/30/15	Measure AA Expenditures as of 3/31/15	Measure AA Expenditures Last Period	Total Measure AA Remaining
101 Environmental Performance - Central Plant Connections	March 2017	\$9,486,271	\$9,486,271	\$0	\$883,928	\$877,265	\$6,663	\$8,602,343
102 Infrastructure & Technology - Information Technology Relocation	<b>Completed</b>	\$23,275,783	\$23,275,783	\$0	\$20,865,222	\$18,998,342	\$1,866,880	\$2,410,561
103 Media and Technology Complex - Academy Site	August 2016	\$91,919,056	\$85,083,665	\$6,835,391	\$47,058,589	\$36,642,001	\$10,416,588	\$38,025,076
104 Replacement Health/PE/Fitness/ Dance Building with Central Plant	December 2016	\$50,481,474	\$38,878,091	\$11,603,383	\$5,931,325	\$5,494,176	\$437,149	\$32,946,766
105 Drescher - Academic Modernization, Bookstore, Pico Promenade	June 2019	\$2,442,585	\$2,442,585	\$0	\$5,082	\$5,082	\$0	\$2,437,503
106 Replacement Math and Science Extension Building	June 2021	\$87,944,336	\$43,818,000	\$44,126,336	\$4,950	\$4,950	\$0	\$43,813,050
107 Madison East Wing Seismic Upgrade	March 2016	\$23,016,844	\$23,016,844	\$0	\$9,484,666	\$6,720,103	\$2,764,563	\$13,532,178
108 Renovation of Corsair Stadium	<b>Completed</b>	\$35,299	\$35,299	\$0	\$35,299	\$35,299	\$0	\$0
109 Career Opportunity and Advancement Center (Bundy)	<b>Completed</b>	\$0	\$0	\$0	\$0	\$0	\$0	\$0
110 Malibu Center	March 2018	\$26,775,991	\$1,775,991	\$25,000,000	\$0	\$0	\$0	\$1,775,991
111 Business & Facilities Infrastructure	On-Going	\$2,000,000	\$2,000,000	\$0	\$1,967,019	\$1,967,019	\$0	\$32,981
112 Master Planning, Program Management, Overhead	On-Going	\$750,000	\$750,000	\$0	\$76,165	\$76,165	\$0	\$673,835
113 Energy Efficiency Projects	On-Going	\$6,640,455	\$6,149,140	\$491,315	\$3,016,773	\$3,006,435	\$10,338	\$3,132,367
114 Community Classroom & Facility Projects	<b>Completed</b>	\$3,162,183	\$3,162,183	\$0	\$3,162,183	\$3,162,183	\$0	\$0
115 Real Property Acquisition	<b>Completed</b>	\$14,802,902	\$14,802,902	\$0	\$14,802,902	\$14,802,902	\$0	\$0
116 Roadways, Walkways, Grounds, Parking Lots, and Garages	On-Going	\$7,310,375	\$2,535,375	\$4,775,000	\$2,130,670	\$2,130,670	\$0	\$404,705
117 Infrastructure & Technology - Technology	On-Going	\$2,512,181	\$2,512,181	\$0	\$2,424,944	\$2,411,055	\$13,889	\$87,237
118 Infrastructure & Technology - Utility	<b>Completed</b>	\$27,753	\$27,753	\$0	\$27,753	\$27,753	\$0	\$0
119 Emergency Lighting, Fire Alarm, and Security System	On-Going	\$9,570,794	\$9,570,794	\$0	\$4,089,772	\$1,329,338	\$2,760,434	\$5,481,022
120 Student Services	May 2018	\$109,862,122	\$25,177,143	\$86,684,979	\$0	\$0	\$0	\$25,177,143
121 Cost of Issuance	On-Going	\$500,000	\$500,000	\$0	\$285,000	\$285,000	\$0	\$215,000
<b>Project Totals</b>		<b>\$472,016,404</b>	<b>\$295,000,000</b>	<b>\$179,516,404</b>	<b>\$116,252,242</b>	<b>\$97,975,738</b>	<b>\$18,276,504</b>	<b>\$178,747,758</b>



SANTA MONICA COMMUNITY COLLEGE DISTRICT  
**Measure AA Bond Budget History**  
as of June 30, 2015

	Project Name	Completion	Preliminary Measure AA Budget	Measure AA Budget as of 3/31/15	Measure AA Budget as of 6/30/15	Variance	Measure AA Remaining as of 6/30/15
101	Environmental Performance - Central Plant Connections	March 2017	\$12,034,042	\$9,486,271	\$9,486,271	\$0	\$8,602,343
102	Infrastructure & Technology - Information Technology Relocation	<b>Completed</b>	\$13,287,218	\$19,866,324	\$23,275,783	\$3,409,459	\$2,410,561
103	Media and Technology Complex - Academy Site	August 2016	\$57,480,824	\$83,118,669	\$85,083,665	\$1,964,996	\$38,025,076
104	Replacement Health/PE/Fitness/ Dance Building with Central Plant	December 2016	\$29,232,317	\$37,983,249	\$38,878,091	\$894,842	\$32,946,766
105	Drescher - Academic Modernization, Bookstore, Pico Promenade II	June 2019	\$34,026,480	\$8,711,882	\$2,442,585	<b>(\$6,269,297)</b>	\$2,437,503
106	Replacement Math and Science Extension Building	June 2021	\$68,259,000	\$43,818,000	\$43,818,000	\$0	\$43,813,050
107	Madison East Wing Seismic Upgrade	March 2016	\$6,146,000	\$23,016,844	\$23,016,844	\$0	\$13,532,178
108	Renovation of Corsair Stadium	<b>Completed</b>	\$11,203,000	\$35,299	\$35,299	\$0	\$0
109	Career Opportunity and Advancement Center (Bundy)	<b>Completed</b>	\$32,384,000	\$0	\$0	\$0	\$0
110	Malibu Center	March 2018	\$6,069,031	\$1,775,991	\$1,775,991	\$0	\$1,775,991
111	Business & Facilities Infrastructure	On-Going	\$17,506,952	\$2,000,000	\$2,000,000	\$0	\$32,981
112	Master Planning, Program Management, Overhead	On-Going	\$2,000,000	\$750,000	\$750,000	\$0	\$673,835
113	Energy Efficiency Projects	On-Going	\$5,371,136	\$6,149,140	\$6,149,140	\$0	\$3,132,367
114	Community Classroom & Facility Projects	<b>Completed</b>	\$0	\$3,162,183	\$3,162,183	\$0	\$0
115	Real Property Acquisition	<b>Completed</b>	\$0	\$14,802,902	\$14,802,902	\$0	\$0
116	Roadways, Walkways, Grounds, Parking Lots, and Garages	On-Going	\$0	\$2,535,375	\$2,535,375	\$0	\$404,705
117	Infrastructure & Technology - Technology	On-Going	\$0	\$2,512,181	\$2,512,181	\$0	\$87,237
118	Infrastructure & Technology - Utility	<b>Completed</b>	\$0	\$27,753	\$27,753	\$0	\$0
119	Emergency Lighting, Fire Alarm, and Security System	On-Going	\$0	\$9,570,794	\$9,570,794	\$0	\$5,481,022
120	Student Services	May 2018	\$0	\$25,177,143	\$25,177,143	\$0	\$25,177,143
121	Cost of Issuance	On-Going	\$0	\$500,000	\$500,000	\$0	\$215,000
	<b>Project Totals</b>		<b>\$295,000,000</b>	<b>\$295,000,000</b>	<b>\$295,000,000</b>	<b>\$0</b>	<b>\$178,747,758</b>

**Measure U Project Schedule**

As of June 30, 2015

	Project Name	Completion	2014	2015	2016	2017	2018
A	Purchase of BAE Airport Site	Completed					
B	Emeritus College Facility	Completed					
C	Purchase of 1738 Pearl Street	Completed					
D	PE Temp. Bldg. Replacement	Completed					
E	Remodel Library Village for Math	Completed					
F	SM Airport Campus Site Improvements	Completed					
G	SM Airport Campus West Building	Completed					
H	Theater Arts Renovation	Completed					
I	Earthquake Rpl. Liberal Arts North	Completed					
J	Music Complex	Completed					
K	Earthquake Rpl. Liberal Arts South	Completed					
L	Shuttle Replacement Parking	Completed					
M	North Quad Plaza	Completed					
N	Letters & Sci Demo/Restore	Completed					
O	Student Services Building	May 2018					
P	Science Complex Addition	Completed					
Q	Infrastructure & Safety	Completed					
R	Restroom Improvements	Completed					
S	Master Planning	Completed					
T	14th and Pico Project	Completed					
	* SM Airport Campus also known as Bundy Site		In Construction				

SANTA MONICA COMMUNITY COLLEGE DISTRICT  
 MEASURE U EXPENDITURES  
 FUND 42.2  
 As of June 30, 2015

Projects	Budget	02/03 Final	03/04 Final	04/05 Final	05/06 Final	06/07 Final	07/08 Final	08/09 Final	09/10 Final	10/11 Final	11/12 Final	12/13 Final	13/14 Final	14/15 Final	Combined Totals
<b>U7100010</b>															
<b>Purchase of BAE Airport Site (A)</b>															
Site Acquisition		\$0	\$0	\$0	\$30,280,878	\$0	\$0	\$0	\$0	\$0	\$0	\$0	\$0	\$0	\$30,280,878
<b>Total</b>		\$0	\$0	\$0	\$30,280,878	\$0	\$0	\$0	\$0	\$0	\$0	\$0	\$0	\$0	\$30,280,878
Project Budget	\$30,280,878														
Less Other Funding	\$0														
Net	\$30,280,878														
Actual Measure U Expenditures	\$30,280,878														
Running Balance	\$0														
<b>U7100028</b>															
<b>Emeritus College Facility (B)</b>															
Site Acquisition		\$8,658,675	\$0	\$0	\$0	\$0	\$0	\$0	\$0	\$0	\$0	\$0	\$0	\$0	\$8,658,675
Legal		\$14,649	\$3,009	\$20,421	\$0	\$0	\$0	\$0	\$0	\$0	\$0	\$0	\$0	\$0	\$38,078
Architect		\$93,735	\$27,831	\$181	\$0	\$0	\$0	\$0	\$0	\$0	\$0	\$0	\$0	\$0	\$121,727
Engineering		\$18,400	\$0	\$0	\$0	\$0	\$0	\$0	\$0	\$0	\$0	\$0	\$0	\$0	\$18,400
Supply		\$0	\$4,461	\$0	\$0	\$0	\$0	\$0	\$0	\$0	\$0	\$0	\$0	\$0	\$4,461
Building & Additions		\$0	\$17,496	\$0	\$4,000	\$0	\$0	\$0	\$0	\$0	\$0	\$0	\$0	\$0	\$21,496
Cap Equipment		\$0	\$49,406	\$0	\$0	\$0	\$0	\$0	\$0	\$0	\$0	\$0	\$0	\$0	\$49,406
Non-Cap Equipment		\$0	-\$2,197	\$0	-\$108	\$0	\$0	\$0	\$0	\$0	\$0	\$0	\$0	\$0	-\$2,305
<b>Total</b>		\$8,785,459	\$100,007	\$20,582	\$3,892	\$0	\$0	\$0	\$0	\$0	\$0	\$0	\$0	\$0	\$8,909,940
Project Budget	\$9,603,782														
Less Other Funding*	\$693,842														
Net	\$8,909,940														
Actual Measure U Expenditures	\$8,909,940														
Running Balance	\$0														
<b>U7100006</b>															
<b>1738 Pearl Street (C)</b>															
Site Acquisition		\$0	\$704,534	\$0	\$0	\$0	\$0	\$0	\$0	\$0	\$0	\$0	\$0	\$0	\$704,534
Site Improvement		\$0	\$3,250	\$0	\$0	\$0	\$0	\$0	\$0	\$0	\$0	\$0	\$0	\$0	\$3,250
Building & Additions		\$0	\$41,424	\$0	\$0	\$0	\$0	\$0	\$0	\$0	\$0	\$0	\$0	\$0	\$41,424
<b>Total</b>		\$0	\$749,208	\$0	\$0	\$0	\$0	\$0	\$0	\$0	\$0	\$0	\$0	\$0	\$749,208
Project Budget	\$749,208														
Less Other Funding	\$0														
Net	\$749,208														
Actual Measure U Expenditures	\$749,208														
Running Balance	\$0														

\* Other Funding Source:  
 Emeritus College Foundation \$693,842 received

SANTA MONICA COMMUNITY COLLEGE DISTRICT  
 MEASURE U EXPENDITURES  
 FUND 42.2  
 As of June 30, 2015

Projects	Budget	02/03 Final	03/04 Final	04/05 Final	05/06 Final	06/07 Final	07/08 Final	08/09 Final	09/10 Final	10/11 Final	11/12 Final	12/13 Final	13/14 Final	14/15 Final	Combined Totals
<b>U7100026</b>															
<b>PE Temporary Building Replacement (D)</b>															
Architect		\$148,055	\$42,372	\$6,220	\$485	\$0	\$0	\$0	\$0	\$0	\$0	\$0	\$0	\$0	\$197,133
Building & Additions		\$43,866	\$1,922,493	\$415,932	\$0	\$0	\$0	\$0	\$0	\$0	\$0	\$0	\$0	\$0	\$2,362,291
Inspection & Testing		\$6,455	\$136,510	\$716	\$0	\$0	\$0	\$0	\$0	\$0	\$0	\$0	\$0	\$0	\$143,681
Project Management		\$4,800	\$56,247	\$5,225	\$0	\$0	\$0	\$0	\$0	\$0	\$0	\$0	\$0	\$0	\$66,272
Advertising and Moving Expenses		\$763	\$0	\$6,893	\$0	\$0	\$0	\$0	\$0	\$0	\$0	\$0	\$0	\$0	\$7,656
<b>Total</b>		<b>\$203,939</b>	<b>\$2,157,622</b>	<b>\$434,987</b>	<b>\$485</b>	<b>\$0</b>	<b>\$0</b>	<b>\$0</b>	<b>\$0</b>	<b>\$0</b>	<b>\$0</b>	<b>\$0</b>	<b>\$0</b>	<b>\$0</b>	<b>\$2,797,033</b>
Project Budget	\$2,797,033														
Less Other Funding	\$0														
Net	\$2,797,033														
Actual Measure U Expenditures	\$2,797,033														
Running Balance	\$0														
<b>U7100310</b>															
<b>Remodel Library Village for Math (E)</b>															
Moving Exp.		\$0	\$38,625	\$0	\$0	\$0	\$0	\$0	\$0	\$0	\$0	\$0	\$0	\$0	\$38,625
Building & Additions		\$0	\$1,036,490	\$115,653	\$0	\$0	\$0	\$0	\$0	\$0	\$0	\$0	\$0	\$0	\$1,152,143
Architect		\$104,982	\$27,141	\$1,340	\$486	\$0	\$0	\$0	\$0	\$0	\$0	\$0	\$0	\$0	\$133,959
Engineering		\$0	\$2,658	\$0	\$0	\$0	\$0	\$0	\$0	\$0	\$0	\$0	\$0	\$0	\$2,658
Inspection & Testing		\$0	\$27,083	\$25,175	\$0	\$0	\$0	\$0	\$0	\$0	\$0	\$0	\$0	\$0	\$52,258
Project Management		\$0	\$51,679	\$4,400	\$0	\$0	\$0	\$0	\$0	\$0	\$0	\$0	\$0	\$0	\$56,079
Advertising and Moving Expenses		\$207	\$10,137	\$12,623	\$0	\$0	\$0	\$0	\$0	\$0	\$0	\$0	\$0	\$0	\$22,967
<b>Total</b>		<b>\$105,199</b>	<b>\$1,193,813</b>	<b>\$159,191</b>	<b>\$486</b>	<b>\$0</b>	<b>\$0</b>	<b>\$0</b>	<b>\$0</b>	<b>\$0</b>	<b>\$0</b>	<b>\$0</b>	<b>\$0</b>	<b>\$0</b>	<b>\$1,458,690</b>
Project Budget	\$1,458,690														
Less Other Funding	\$0														
Net	\$1,458,690														
Actual Measure U Expenditures	\$1,458,690														
Running Balance	\$0														

SANTA MONICA COMMUNITY COLLEGE DISTRICT  
 FUND 42.2  
**MEASURE U EXPENDITURES**  
 As of June 30, 2015

Projects	Budget	02/03 Final	03/04 Final	04/05 Final	05/06 Final	06/07 Final	07/08 Final	08/09 Final	09/10 Final	10/11 Final	11/12 Final	12/13 Final	13/14 Final	14/15 Final	Combined Totals
<b>U7100027</b>															
<b>SM Airport Campus Site Improvements (F)</b>															
Supplies		\$0	\$26,234	\$975	\$5,873	\$0	\$0	\$0	\$0	\$0	\$0	\$0	\$0	\$0	\$33,082
Misc Fees		\$0	\$25	\$0	\$0	\$34,274	\$0	\$0	\$0	\$0	\$0	\$0	\$0	\$0	\$34,299
Other Contract Services		\$3,860	\$11,608	\$8,434	\$1,501	\$0	\$0	\$0	\$0	\$0	\$0	\$0	\$0	\$0	\$25,302
Site Improvement		\$0	\$0	\$15,182	\$5,790	\$7,237	\$0	\$0	\$0	\$0	\$0	\$0	\$0	\$0	\$28,209
Building & Additions		\$0	\$1,495,697	\$1,670,768	\$4,624	\$0	\$0	\$0	\$0	\$0	\$0	\$0	\$0	\$0	\$3,171,309
Architect		\$104,934	\$500	\$0	\$43,570	\$0	\$0	\$0	\$0	\$0	\$0	\$0	\$0	\$0	\$149,004
Engineering		\$35,000	\$148,304	\$950	\$10,040	\$0	\$0	\$0	\$0	\$0	\$0	\$0	\$0	\$0	\$194,294
Inspection & Testing		\$5,032	\$118,662	\$191,271	\$0	\$0	\$0	\$0	\$0	\$0	\$0	\$0	\$0	\$0	\$314,965
Project Management		\$750	\$155,798	\$38,425	\$1,365	\$220	\$0	\$0	\$0	\$0	\$0	\$0	\$0	\$0	\$196,558
City Fees, Advertising and Security System		\$16,587	\$1,802	\$327	\$150	\$4,375	\$0	\$0	\$0	\$0	\$0	\$0	\$0	\$0	\$23,241
<b>Total</b>		<b>\$166,163</b>	<b>\$1,958,530</b>	<b>\$1,926,352</b>	<b>\$73,113</b>	<b>\$46,106</b>	<b>\$0</b>	<b>\$0</b>	<b>\$0</b>	<b>\$0</b>	<b>\$0</b>	<b>\$0</b>	<b>\$0</b>	<b>\$0</b>	<b>\$4,170,264</b>
Project Budget	\$4,170,264														
Less Other Funding	\$0														
Net	\$4,170,264														
Actual Measure U Expenditures	\$4,170,264														
Running Balance	\$0														
<b>U7110027</b>															
<b>SM Airport Campus West Building (G)</b>															
Supply		\$0	\$0	\$17,650	\$28,017	\$0	\$0	\$0	\$0	\$0	\$0	\$0	\$0	\$0	\$45,667
Other Contract Services		\$0	\$0	\$0	\$3,576	\$0	\$0	\$0	\$0	\$0	\$0	\$0	\$0	\$0	\$3,576
Moving Expenses		\$0	\$0	\$180	\$15,824	\$0	\$0	\$0	\$0	\$0	\$0	\$0	\$0	\$0	\$16,004
Building & Additions		\$0	\$15,037,532	\$1,256,065	\$46,946	\$0	\$0	\$0	\$0	\$0	\$0	\$0	\$0	\$0	\$16,340,543
Architect		\$0	\$971,954	\$1,043,950	\$49,779	\$1,147	\$0	\$0	\$0	\$0	\$0	\$0	\$0	\$0	\$2,066,830
Engineering		\$0	\$2,920	\$9,800	\$5,010	\$963	\$0	\$0	\$0	\$0	\$0	\$0	\$0	\$0	\$18,693
Inspection & Testing		\$0	\$21,173	\$126,510	\$9,856	\$0	\$0	\$0	\$0	\$0	\$0	\$0	\$0	\$0	\$157,539
Project Management		\$0	\$14,450	\$313,715	\$13,956	\$0	\$0	\$0	\$0	\$0	\$0	\$0	\$0	\$0	\$342,121
Cap Equipment		\$0	\$49,795	\$326,362	\$4,792	\$0	\$0	\$0	\$0	\$0	\$0	\$0	\$0	\$0	\$380,969
Non-Cap Equipment		\$0	\$0	\$280,558	\$57,240	\$0	\$0	\$0	\$0	\$0	\$0	\$0	\$0	\$0	\$337,798
<b>Total</b>		<b>\$0</b>	<b>\$1,060,292</b>	<b>\$17,156,277</b>	<b>\$1,444,115</b>	<b>\$49,056</b>	<b>\$0</b>	<b>\$0</b>	<b>\$0</b>	<b>\$0</b>	<b>\$0</b>	<b>\$0</b>	<b>\$0</b>	<b>\$0</b>	<b>\$19,709,741</b>
Project Budget	\$19,709,741														
Less Other Funding	\$0														
Net	\$19,709,741														
Actual Measure U Expenditures	\$19,709,741														
Running Balance	\$0														

SANTA MONICA COMMUNITY COLLEGE DISTRICT  
 MEASURE U EXPENDITURES  
 FUND 42.2  
 As of June 30, 2015

Projects	Budget	02/03 Final	03/04 Final	04/05 Final	05/06 Final	06/07 Final	07/08 Final	08/09 Final	09/10 Final	10/11 Final	11/12 Final	12/13 Final	13/14 Final	14/15 Final	Combined Totals
<b>U7100025</b>															
<b>Theatre Arts Renovation (H)</b>															
Supplies		\$0	\$8,904	-\$14	\$12,858	\$16,619									\$38,367
Legal		\$0	\$0	\$0	\$0	\$0	\$0	\$0	\$0	\$0	\$0	\$0	\$0	\$0	\$0
Moving Services		\$0	\$0	\$0	\$0	\$14,061									\$14,061
Other Contract Services		\$0	\$0	\$0	\$0	\$0	\$0	\$5,245	\$0	\$0	\$0	\$0	\$0	\$0	\$5,245
Rental / Lease		\$0	\$1,446	\$2,200	\$0	\$0	\$0	\$0	\$0	\$0	\$0	\$0	\$0	\$0	\$3,646
Building & Additions		\$528	\$1,326,630	\$4,540,487	\$10,697,603	\$56,122	\$25,220	\$0	\$0	\$0	\$0	\$0	\$47,365	\$0	\$16,846,590
Architect		\$289,913	\$369,213	\$423,416	\$82,639	\$0	\$0	\$0	\$0	\$0	\$0	\$0	\$0	\$0	\$1,212,545
Engineering		\$6,174	\$2,981	\$16,606	\$2,375	\$1,116	\$0	\$0	\$0	\$0	\$0	\$0	\$0	\$0	\$29,386
Inspect & Testing		\$150	\$14,785	\$353,890	\$297,675	\$1,116	\$0	\$0	\$0	\$0	\$0	\$0	\$0	\$0	\$667,616
Project Management		\$150	\$45,698	\$184,219	\$193,898	\$14,818	\$230	\$0	\$0	\$0	\$0	\$0	\$0	\$0	\$439,013
Cleaning, Storage and Installation		\$0	\$812	\$0	\$2,548	\$0	\$0	\$0	\$0	\$0	\$0	\$0	\$0	\$0	\$5,627
Cap-Equipment		\$0	\$31,638	\$0	\$6,458	\$59,689	\$0	\$0	\$0	\$0	\$0	\$0	\$0	\$0	\$97,785
Non-Cap Equipment		\$0	\$2,388	\$0	\$36,749	\$145,294	\$0	\$0	\$0	\$0	\$0	\$0	\$0	\$0	\$184,432
<b>Total</b>		<b>\$296,915</b>	<b>\$1,804,496</b>	<b>\$5,520,804</b>	<b>\$11,632,803</b>	<b>\$311,236</b>	<b>\$25,450</b>	<b>\$5,245</b>	<b>\$0</b>	<b>\$0</b>	<b>\$0</b>	<b>\$0</b>	<b>\$47,365</b>	<b>\$0</b>	<b>\$19,544,314</b>
Project Budget	\$19,544,314														
Less Other Funding	\$0														
<b>Net</b>	<b>\$19,544,314</b>														
Actual Measure U Expenditures	\$19,544,314														
Running Balance	\$0														
<b>U7100110</b>															
<b>Earthquake Rpl. Liberal Arts North (I)</b>															
Supplies		\$0	\$0	\$0	\$0	\$1,408	\$0	\$75	\$0	\$0	\$0	\$0	\$0	\$0	\$1,483
Legal		\$0	\$0	\$0	\$0	\$887	\$0	\$0	\$0	\$0	\$0	\$0	\$0	\$0	\$887
Other Contract Services		\$0	\$0	\$0	\$0	\$75	\$0	\$0	\$0	\$0	\$0	\$0	\$0	\$0	\$75
Building & Additions		\$265	\$1,043,660	\$5,916,281	\$973,001	-\$973,001	\$321,345	\$14,998	\$0	-\$834,764	\$0	-\$1,127,809	\$0	\$0	\$4,360,876
Architect		\$0	\$611,732	\$102,824	\$209,490	\$216,563	\$21,215	\$3,465	\$0	\$0	\$0	\$0	\$0	\$0	\$1,165,289
Engineering		\$3,248	\$4,295	\$0	\$250	\$0	\$250	\$0	\$0	\$0	\$0	\$0	\$0	\$0	\$8,043
Inspect & Testing		\$0	\$0	\$28,312	\$326,203	\$77,942	\$0	\$0	\$0	\$0	\$0	\$0	\$0	\$0	\$432,458
Project Management		\$0	\$26,072	\$33,549	\$128,937	\$124,222	\$255	\$1,155	\$286	\$0	\$0	\$0	\$0	\$0	\$314,475
Advertising and Fees		\$0	-\$4	\$7,334	\$0	\$0	\$0	\$0	\$0	\$0	\$0	\$0	\$0	\$0	\$7,330
Cap-Equipment		\$0	\$0	\$0	\$0	\$25,356	\$12,579	\$0	\$0	\$0	\$0	\$0	\$0	\$0	\$37,935
Non-Cap Equipment		\$0	\$0	\$0	\$2,033	\$170,425	-\$4,093	\$0	\$0	\$0	\$0	\$0	\$0	\$0	\$176,550
<b>Total</b>		<b>\$3,513</b>	<b>\$642,095</b>	<b>\$1,215,679</b>	<b>\$6,683,194</b>	<b>-\$356,123</b>	<b>\$359,737</b>	<b>\$19,692</b>	<b>\$286</b>	<b>-\$834,764</b>	<b>\$0</b>	<b>-\$1,127,809</b>	<b>\$0</b>	<b>\$0</b>	<b>\$6,505,400</b>
Project Budget	\$12,507,725	Received													
Less Other Funding*	\$6,002,325														
<b>Net</b>	<b>\$6,505,400</b>														
Actual Measure U Expenditures	\$6,505,400														
Running Balance	\$0														

\* Other Funding Source:  
 City of Santa Monica \$4,039,753 received  
 FEIMA \$1,962,572 committed, \$1,962,572 received



SANTA MONICA COMMUNITY COLLEGE DISTRICT  
 MEASURE U EXPENDITURES  
 FUND 42.2  
 As of June 30, 2015

Projects	Budget	02/03 Final	03/04 Final	04/05 Final	05/06 Final	06/07 Final	07/08 Final	08/09 Final	09/10 Final	10/11 Final	11/12 Final	12/13 Final	13/14 Final	14/15 Final	Combined Totals
<b>U7100013, U7100047</b>															
<b>Music Complex (U)</b>															
Advertising		\$0	\$0	\$436	\$0	\$0	\$0	\$0	\$0	\$0	\$0	\$0	\$0	\$0	\$436
Supplies		\$0	\$0	\$0	\$0	\$194	\$19,094	\$0	\$0	\$0	\$0	\$0	\$0	\$0	\$19,288
Consultants		\$0	\$0	\$0	\$0	\$0	\$36,000	\$0	\$0	\$0	\$0	\$0	\$0	\$0	\$36,000
Other Contract Services		\$0	\$0	\$0	\$0	\$0	\$180	\$0	\$0	\$0	\$0	\$0	\$0	\$0	\$180
Moving Services		\$0	\$0	\$0	\$0	\$0	\$6,330	\$0	\$0	\$0	\$0	\$0	\$0	\$0	\$6,330
Building & Additions		\$0	\$0	\$366,464	\$1,293,726	-\$737,213	\$273,531	\$273,531	\$0	\$0	\$0	\$0	\$0	\$0	\$1,166,509
Architect		\$0	\$187,922	\$22,500	\$37,227	\$38,448	\$14,052	\$14,356	\$0	\$681	\$225	\$3,992	\$2,038	\$0	\$311,441
Engineering		\$0	\$0	\$0	\$0	\$0	\$0	\$21,370	\$0	\$0	\$0	\$0	\$0	\$0	\$21,370
Inspection & Testing		\$0	\$0	\$29,740	\$19,265	\$26,238	\$35,880	\$0	\$0	\$0	\$0	\$0	\$0	\$0	\$111,122
Project Management		\$0	\$170	\$36,739	\$36,351	\$56,914	\$16,200	\$1,288	\$0	\$0	\$0	\$0	\$0	\$0	\$147,662
Cap-Equipment		\$0	\$0	\$0	\$0	\$0	\$62,600	\$0	\$0	\$0	\$0	\$0	\$0	\$0	\$62,600
Non-Cap Equipment		\$0	\$0	\$0	\$0	\$29,852	\$78,582	\$0	\$0	\$0	\$0	\$0	\$0	\$0	\$108,434
<b>Total</b>		<b>\$0</b>	<b>\$188,092</b>	<b>\$445,879</b>	<b>\$1,386,568</b>	<b>-\$585,566</b>	<b>\$532,447</b>	<b>\$37,014</b>	<b>\$0</b>	<b>\$681</b>	<b>\$225</b>	<b>\$3,992</b>	<b>\$2,038</b>	<b>\$0</b>	<b>\$2,011,371</b>
Project Budget	\$4,629,484	Received													
Less Other Funding*	\$2,618,113	\$2,618,113													
Net	\$2,011,371														
Actual Measure U Expenditures	\$2,011,371														
Running Balance	\$0														

\* Other Funding Source:  
 Prop T Refinance \$2,618,113 received

Projects	Budget	02/03 Final	03/04 Final	04/05 Final	05/06 Final	06/07 Final	07/08 Final	08/09 Final	09/10 Final	10/11 Final	11/12 Final	12/13 Final	13/14 Final	14/15 Final	Combined Totals
<b>U7100111</b>															
<b>Earthquake Rpl. Liberal Arts South (K)</b>															
Supply		\$0	\$0	\$855	\$2,497	\$379	\$23,811	\$75	\$0	\$0	\$0	\$0	\$0	\$0	\$27,618
Legal		\$0	\$0	\$0	\$0	\$0	\$2,203	\$50	\$0	\$0	\$0	\$0	\$0	\$0	\$2,253
Moving Services		\$0	\$0	\$0	\$0	\$0	\$4,063	\$0	\$0	\$0	\$0	\$0	\$0	\$0	\$4,063
Consultants		\$0	\$0	\$0	\$17,265	\$41,435	\$0	\$0	\$0	\$0	\$0	\$0	\$0	\$0	\$58,700
Other Contract Services		\$0	\$0	\$6,154	\$202	\$0	\$0	\$0	\$0	\$0	\$0	\$0	\$0	\$0	\$6,356
Building & Additions		\$0	\$0	\$26,302	\$3,091,306	\$5,706,802	-\$4,642,459	\$0	\$91,516	\$0	\$0	\$0	\$0	\$0	\$4,273,467
Architect		\$0	\$0	\$836,555	-\$503,297	\$163,506	\$183,877	\$39,984	\$2,549	\$0	\$0	\$0	\$0	\$0	\$723,174
Engineering		\$0	\$0	\$3,125	\$150	\$5,344	\$500	\$0	\$0	\$0	\$0	\$0	\$0	\$0	\$9,119
Inspection & Testing		\$0	\$0	\$179,798	\$296,015	\$68,273	\$0	\$0	\$0	\$0	\$0	\$0	\$0	\$0	\$544,086
Project Management		\$0	\$0	\$0	\$43,989	\$262,598	\$52,690	\$1,722	\$1,278	\$0	\$0	\$0	\$0	\$0	\$362,276
Cap-Equipment		\$0	\$0	\$0	\$0	\$0	\$0	\$0	\$0	\$0	\$0	\$0	\$0	\$0	\$0
Non-Cap Equipment		\$0	\$0	\$0	\$0	\$58,726	\$45,388	-\$7,074	\$0	\$0	\$0	\$0	\$0	\$0	\$97,040
<b>Total</b>		<b>\$0</b>	<b>\$872,991</b>	<b>\$2,831,909</b>	<b>\$6,534,806</b>	<b>-\$4,261,655</b>	<b>\$34,757</b>	<b>\$95,342</b>	<b>\$0</b>	<b>\$0</b>	<b>\$0</b>	<b>\$0</b>	<b>\$0</b>	<b>\$0</b>	<b>\$6,108,150</b>
Project Budget	\$16,733,220	Received													
Less Other Funding*	\$10,625,070	\$10,625,070													
Net	\$6,108,150														
Actual Measure U Expenditures	\$6,108,150														
Running Balance	\$0														

\* Other Funding Source:  
 City of Santa Monica \$6,167,070 received  
 State of California \$4,458,000 received

SANTA MONICA COMMUNITY COLLEGE DISTRICT  
**MEASURE U EXPENDITURES**  
 FUND 42.2  
 As of June 30, 2015

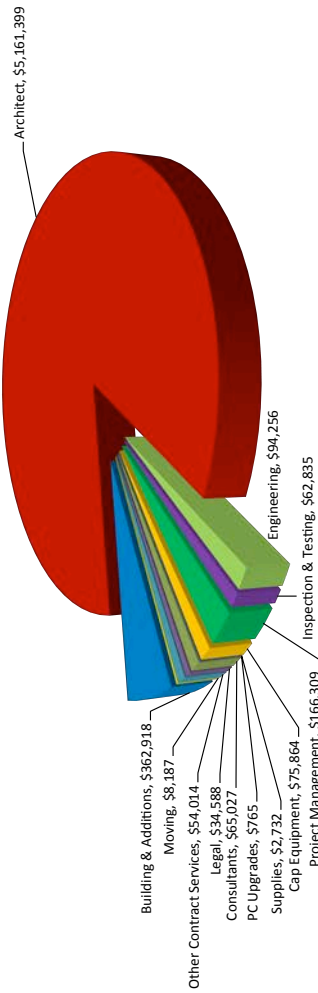
Projects	Budget	02/03 Final	03/04 Final	04/05 Final	05/06 Final	06/07 Final	07/08 Final	08/09 Final	09/10 Final	10/11 Final	11/12 Final	12/13 Final	13/14 Final	14/15 Final	Combined Totals
<b>U7100321</b>															
<b>Shuttle Replacement Parking (L)</b>															
Supplies		\$0	\$0	\$0	\$0	\$0	\$1,347	\$0	\$0	\$0	\$0	\$0	\$0	\$0	\$1,347
Legal		\$0	\$0	\$0	\$8,462	\$35,103	\$0	\$0	\$0	\$0	\$0	\$0	\$0	\$0	\$43,565
Site Acquisition		\$0	\$0	\$0	\$16,903,087	\$0	\$0	\$0	\$0	\$0	\$0	\$0	\$0	\$0	\$16,903,087
Site Improvement		\$0	\$0	\$0	\$3,027	\$0	\$0	\$0	\$0	\$0	\$0	\$0	\$0	\$0	\$3,027
Building & Additions		\$0	\$0	\$0	\$484,000	\$1,252,224	\$2,353	\$0	\$0	\$0	\$0	\$0	\$0	\$0	\$1,738,577
Architect		\$0	\$0	\$0	\$51,569	\$7,208	\$0	\$0	\$0	\$0	\$0	\$0	\$0	\$0	\$58,777
Inspection & Testing		\$0	\$0	\$0	\$139,822	\$41,250	\$0	\$0	\$0	\$0	\$0	\$0	\$0	\$0	\$181,072
Project Management		\$0	\$0	\$0	\$7,631	\$32,425	\$0	\$0	\$0	\$0	\$0	\$0	\$0	\$0	\$40,056
<b>Total</b>		<b>\$0</b>	<b>\$0</b>	<b>\$0</b>	<b>\$8,462</b>	<b>\$17,624,240</b>	<b>\$1,334,455</b>	<b>\$2,353</b>	<b>\$0</b>	<b>\$0</b>	<b>\$0</b>	<b>\$0</b>	<b>\$0</b>	<b>\$0</b>	<b>\$18,969,509</b>
Project Budget	\$18,969,509														
Less Other Funding	\$0														
Net	\$18,969,509														
Actual Measure U Expenditures	\$18,969,509														
Running Balance	\$0														
<b>U7100321</b>															
<b>North Quad Plaza (M)</b>															
Legal		\$0	\$0	\$0	\$0	\$0	\$3,825	\$5,604	\$0	\$0	\$0	\$0	\$0	\$0	\$9,429
Building & Additions		\$0	\$0	\$0	\$443	\$6,130,081	\$3,634,487	\$0	\$0	\$0	\$0	\$0	\$0	\$0	\$9,764,125
Architect		\$0	\$231,055	\$8,444	\$140,048	\$435,618	\$171,225	\$68,633	\$2,901	\$10,483	\$0	\$0	\$0	\$0	\$1,068,407
Engineering		\$0	\$0	\$0	\$0	\$0	\$0	\$0	\$0	\$0	\$0	\$0	\$0	\$0	\$0
Inspection & Testing		\$0	\$0	\$0	\$0	\$0	\$186,220	\$107,477	\$328	\$0	\$0	\$0	\$0	\$0	\$294,025
Project Management		\$0	\$0	\$760	\$210	\$2,200	\$135,601	\$55,782	\$606	\$0	\$0	\$0	\$0	\$0	\$195,158
Printing		\$0	\$1,900	\$0	\$0	\$0	\$0	\$0	\$0	\$0	\$0	\$0	\$0	\$0	\$1,900
Cap Equipment		\$0	\$0	\$0	\$0	\$0	\$0	\$55,420	\$0	\$0	\$0	\$0	\$0	\$0	\$55,420
<b>Total</b>		<b>\$0</b>	<b>\$232,955</b>	<b>\$9,204</b>	<b>\$140,258</b>	<b>\$437,375</b>	<b>\$6,626,952</b>	<b>\$3,927,402</b>	<b>\$3,634</b>	<b>\$10,483</b>	<b>\$0</b>	<b>\$0</b>	<b>\$0</b>	<b>\$0</b>	<b>\$11,388,463</b>
Project Budget	\$11,388,463														
Less Other Funding	\$0														
Net	\$11,388,463														
Actual Measure U Expenditures	\$11,388,463														
Running Balance	\$0														

SANTA MONICA COMMUNITY COLLEGE DISTRICT  
**MEASURE U EXPENDITURES**  
 FUND 42.2  
 As of June 30, 2015

Projects	Budget	02/03 Final	03/04 Final	04/05 Final	05/06 Final	06/07 Final	07/08 Final	08/09 Final	09/10 Final	10/11 Final	11/12 Final	12/13 Final	13/14 Final	14/15 Final	Combined Totals
U7100500, U7126450, U7100334, U7100142															
<b>Student Services Building (O)</b>															
Supplies		\$2,014	\$0	\$0	\$0	\$0	\$0	\$718	\$0	\$0	\$0	\$0	\$0	\$0	\$2,732
PC Upgrades		\$0	\$765	\$0	\$0	\$0	\$0	\$0	\$0	\$0	\$0	\$0	\$0	\$0	\$765
Consultants		\$0	\$0	\$0	\$9,334	\$55,693	\$0	\$0	\$0	\$0	\$0	\$0	\$0	\$0	\$65,027
Legal		\$0	\$0	\$0	\$38	\$2,775	\$31,776	\$0	\$0	\$0	\$0	\$0	\$0	\$0	\$34,668
Other Contract Services		\$270	\$0	\$0	\$0	\$17,561	\$17,495	\$18,817	-\$70	\$0	\$0	\$0	\$0	\$0	\$84,014
Moving		\$17,571	\$0	\$0	\$0	\$0	\$616	\$0	\$0	\$0	\$0	\$0	\$0	\$0	\$8,187
Building & Additions		\$359,141	\$2,441	\$0	\$0	\$0	\$0	\$0	\$0	\$0	\$0	\$0	\$0	\$0	\$362,918
Architect		\$1,838	\$0	\$235,230	\$0	\$43,992	\$0	\$690,099	\$208,521	\$38,643	\$48,442	\$388,611	\$973,427	\$2,502,652	\$5,161,399
Engineering		\$0	\$0	\$0	\$0	\$0	\$0	\$6,205	\$27,363	\$3,171	\$0	\$0	\$0	\$0	\$94,256
Inspection & Testing		\$0	\$0	\$0	\$0	\$0	\$0	\$25,670	\$34,687	\$0	\$0	\$0	\$2,478	\$0	\$62,835
Project Management		\$4,660	\$0	\$2,470	\$0	\$1,100	\$0	\$124,148	\$0	\$0	\$0	\$6,675	\$15,650	\$11,616	\$166,309
Cap Equipment		\$59,063	\$0	\$0	\$0	\$8,745	\$8,056	\$0	\$0	\$0	\$0	\$0	\$0	\$0	\$75,864
<b>Total</b>		<b>\$466,268</b>	<b>\$3,207</b>	<b>\$237,700</b>	<b>\$0</b>	<b>\$54,464</b>	<b>\$110,445</b>	<b>\$913,802</b>	<b>\$254,701</b>	<b>\$41,744</b>	<b>\$48,442</b>	<b>\$395,266</b>	<b>\$992,330</b>	<b>\$2,570,508</b>	<b>\$6,068,896</b>
Project Budget	\$109,862,122	Received													
Less Other Funding*	\$89,223,676														
Net	\$20,638,446														
Actual Measure U Expenditures	\$6,068,896														
Running Balance	\$14,549,550														

\* Other Funding Source:  
 State of California \$1,321,000 received  
 Measure S \$46,692,750, Measure AA \$25,177,143 allocated  
 Measure U, S & AA Interests \$16,032,783 allocated

**Measure U Share of Project Expenses to Date**



**Student Services Building**

**Project Description:**  
 Consolidates various student services departments and college administration in a single complex at the front of the campus

**Facility Size:**  
 110,000 sq/ft & 500 cars underground parking structure

**Status:**  
 In DSA

**Architect:**  
 Steinberg Architects, Morris Architects

**Contractor:**

SANTA MONICA COMMUNITY COLLEGE DISTRICT  
**MEASURE U EXPENDITURES**  
 FUND 42.2  
 As of June 30, 2015

Projects	Budget	02/03 Final	03/04 Final	04/05 Final	05/06 Final	06/07 Final	07/08 Final	08/09 Final	09/10 Final	10/11 Final	11/12 Final	12/13 Final	13/14 Final	14/15 Final	Combined Totals
<b>U7100090</b>															
<b>Science Complex Additional (P)</b>															
Architect		\$0	\$0	\$0	\$0	\$246,425	\$61,911	\$0	\$0	\$0	\$0	\$0	\$0	\$0	\$308,336
<b>Total</b>		\$0	\$0	\$0	\$0	\$246,425	\$61,911	\$0	\$0	\$0	\$0	\$0	\$0	\$0	\$308,336
Project Budget	\$87,944,336														
Less Other Funding	\$87,636,000														
Net	\$308,336														
Actual Measure U Expenditures	\$308,336														
Running Balance	\$0														
<b>U6780000, U7100022, U7100331, U7100550, U7100005, U7100030, U7100031, U7100029, U7100003, U7100008, U7100332, U7100072, U7100042, U7100056, U7100039</b>															
<b>Infrastructure &amp; Safety (Q)</b>															
Supplies		\$0	\$0	\$254	\$0	\$0	\$0	\$1,700	\$1,393	\$0	\$0	\$0	\$0	\$0	\$3,347
Consultants		\$0	\$0	\$0	\$0	\$0	\$0	\$16,734	\$0	\$0	\$0	\$0	\$0	\$0	\$16,734
Maintenance Agreement		\$0	\$0	\$0	\$0	\$0	\$0	\$0	\$14,673	\$12,979	\$12,979	\$0	\$0	\$0	\$40,632
Legal		\$0	\$0	\$0	\$0	\$0	\$3,627	\$3,294	\$0	\$0	\$0	\$0	\$0	\$0	\$6,921
Other Contract Services		\$0	\$0	\$0	\$0	\$0	\$7,825	\$81,445	\$203,383	\$3,320	\$0	\$0	\$0	\$0	\$295,973
Building & Additions		\$681,900	\$195,175	\$20,600	\$0	\$200,620	\$733	\$0	\$0	\$0	\$0	\$0	\$0	\$0	\$1,099,028
Architect		\$69,081	\$42,108	\$0	\$155,321	\$448,507	\$91,127	\$4,227	\$0	\$0	\$0	-\$1,365	\$0	\$0	\$809,005
Engineering		\$8,050	\$0	\$0	\$6,750	\$12,000	\$18,429	\$2,360	\$0	\$0	\$0	\$0	\$0	\$0	\$47,589
Project Management		\$2,241	\$4,250	\$0	\$0	\$0	\$5,807	\$0	\$0	\$0	\$0	\$0	\$0	\$0	\$12,298
Cap Equipment		\$0	\$2,805	\$0	\$0	\$3,520	\$1,840	\$38	\$196	\$0	\$0	\$0	\$0	\$0	\$8,399
Non-Cap Equipment		\$0	\$0	\$34,861	\$0	\$0	\$0	\$895,171	\$349,531	\$40,002	\$0	\$0	\$0	\$0	\$1,628,665
Advertising		\$0	\$0	\$0	\$0	\$0	\$0	\$0	\$4,216	\$0	\$29,694	\$0	\$0	\$0	\$53,910
<b>Total</b>		\$761,272	\$245,122	\$364,715	\$162,071	\$664,647	\$129,287	\$1,004,968	\$558,718	\$42,673	\$11,614	\$0	\$0	\$0	\$4,003,084
Project Budget	\$4,003,084														
Less Other Funding	\$0														
Net	\$4,003,084														
Actual Measure U Expenditures	\$4,003,084														
Running Balance	\$0														

\* Other Funding Source:  
 State of California \$43,818,000 pending  
 Measure AA \$43,818,000 allocated

SANTA MONICA COMMUNITY COLLEGE DISTRICT  
 MEASURE U EXPENDITURES  
 FUND 42.2  
 As of June 30, 2015

Projects	Budget	02/03 Final	03/04 Final	04/05 Final	05/06 Final	06/07 Final	07/08 Final	08/09 Final	09/10 Final	10/11 Final	11/12 Final	12/13 Final	13/14 Final	14/15 Final	Combined Totals
<b>U7100007</b>															
<b>Restroom Improvement (R)</b>															
Supplies		\$0	\$564	\$0	\$1,075	\$0	\$0	\$0	\$0	\$0	\$0	\$0	\$0	\$0	\$1,639
Other Contract Services		\$0	\$0	\$0	\$3,803	\$0	\$0	\$0	\$0	\$0	\$0	\$0	\$0	\$0	\$3,803
Building & Additions		\$0	\$1,305	\$0	\$7,891	\$0	\$0	\$0	\$0	\$0	\$0	\$0	\$0	\$0	\$9,196
Inspection & Testing		\$0	\$2,043	\$0	\$820	\$0	\$0	\$0	\$0	\$0	\$0	\$0	\$0	\$0	\$2,863
<b>Total</b>		<b>\$0</b>	<b>\$3,912</b>	<b>\$0</b>	<b>\$13,589</b>	<b>\$0</b>	<b>\$0</b>	<b>\$0</b>	<b>\$0</b>	<b>\$0</b>	<b>\$0</b>	<b>\$0</b>	<b>\$0</b>	<b>\$0</b>	<b>\$17,501</b>
Project Budget	\$17,501														
Less Other Funding	\$0														
Net	\$17,501														
Actual Measure U Expenditures	\$17,501														
Running Balance	\$0														
<b>U7100004 - U710020</b>															
<b>Master Planning (S)</b>															
Consultants		\$9,000	\$26,516	\$158,449	\$374,329	\$125,404	\$17,998	\$363,342	\$0	\$0	\$0	\$0	\$0	\$0	\$1,075,038
Architect		\$0	\$17,617	\$126,433	\$104,083	\$126,701	\$346,827	\$276,985	\$0	\$0	\$0	\$0	\$0	\$0	\$998,647
Rental / Lease		\$0	\$0	\$6,453	\$0	\$0	\$0	\$0	\$0	\$0	\$0	\$0	\$0	\$0	\$6,453
Postage		\$0	\$0	\$30,000	\$0	\$0	\$0	\$0	\$0	\$0	\$0	\$0	\$0	\$0	\$30,000
Reimbursement to SMC		\$0	\$0	\$0	\$180	\$0	\$0	\$0	\$0	\$0	\$0	\$0	\$0	\$0	\$180
Project Management		\$0	\$0	\$0	\$0	\$0	\$113	\$0	\$0	\$0	\$0	\$0	\$0	\$0	\$113
<b>Total</b>		<b>\$9,000</b>	<b>\$44,133</b>	<b>\$321,335</b>	<b>\$478,693</b>	<b>\$252,105</b>	<b>\$364,825</b>	<b>\$640,439</b>	<b>\$0</b>	<b>\$0</b>	<b>\$0</b>	<b>\$0</b>	<b>\$0</b>	<b>\$0</b>	<b>\$2,110,430</b>
Project Budget	\$2,110,430														
Less Other Funding	\$0														
Net	\$2,110,430														
Actual Measure U Expenditures	\$2,110,430														
Running Balance	\$0														
<b>U7100024</b>															
<b>14th and Pico Project (T)</b>															
Consultants		\$0	\$888	\$0	\$0	\$0	\$0	\$0	\$0	\$0	\$0	\$0	\$0	\$0	\$888
Architect		\$268,601	\$47,343	\$0	\$0	\$0	\$0	\$0	\$0	\$0	\$0	\$0	\$0	\$0	\$305,944
Inspection & Testing		\$12,070	\$0	\$0	\$0	\$0	\$0	\$0	\$0	\$0	\$0	\$0	\$0	\$0	\$12,070
Project Management		\$0	\$340	\$0	\$0	\$0	\$0	\$0	\$0	\$0	\$0	\$0	\$0	\$0	\$340
<b>Total</b>		<b>\$270,671</b>	<b>\$48,571</b>	<b>\$0</b>	<b>\$0</b>	<b>\$0</b>	<b>\$0</b>	<b>\$0</b>	<b>\$0</b>	<b>\$0</b>	<b>\$0</b>	<b>\$0</b>	<b>\$0</b>	<b>\$0</b>	<b>\$319,242</b>
Project Budget	\$319,242														
Less Other Funding	\$0														
Net	\$319,242														
Actual Measure U Expenditures	\$319,242														
Running Balance	\$0														
<b>Grand Total</b>		<b>\$11,065,400</b>	<b>\$10,432,055</b>	<b>\$28,685,697</b>	<b>\$54,940,416</b>	<b>\$25,278,771</b>	<b>\$5,283,853</b>	<b>\$6,585,573</b>	<b>\$912,880</b>	<b>-\$723,860</b>	<b>\$91,341</b>	<b>-\$716,916</b>	<b>\$1,041,732</b>	<b>\$2,570,508</b>	<b>\$145,450,451</b>

Note: Project N had no expenses

SANTA MONICA COMMUNITY COLLEGE DISTRICT  
**Measure S Project Schedule**  
 As of June 30, 2015

	Project Name	Completion	2014	2015	2016	2017	2018
1	Athletic Fields Phase I, Corsair Field	Completed					
1A	Athletic Fields Phase I, John Adams	Completed					
2	Performing Arts Center	Completed					
3	Career Opportunity Center	Completed					
4	Replacement Health/PE/Fitness Building	December 2016					
5	Early Childhood Development/Childcare	December 2018					
6	Malibu Site Acquisition and Facility	March 2018					
7	Energy Efficiency Projects	Completed					
8	Satellite Campus Parking Facilities and Roadway Improvements	On-Going					
9	Parking Garage, Grounds and Equipment - Student Services	May 2018					
10	Pico Promenade Improvements	Completed					
11	Master Planning	Completed					
12	Other Bond Related Expenses	On-Going					
13	Adv. Architecture Related Exp for AA	Completed					
14	Real Property Acquisition	Completed					
15	Signage Safety/Information	On-Going					
16	Cost of Issuance	On-Going					
			In Planning		In Construction		

SANTA MONICA COMMUNITY COLLEGE DISTRICT  
**MEASURE S EXPENDITURES**  
 FUND 42.3  
 As of June 30, 2015

Projects	Budget	04/05 Final	05/06 Final	06/07 Final	07/08 Final	08/09 Final	09/10 Final	10/11 Final	11/12 Final	12/13 Final	13/14 Final	14/15 Final	Combined Totals
<b>S7100019</b>													
<b>Athletic Field Phase I, Corsair Field (1)</b>													
Legal		\$0	\$0	\$0	\$301	\$175	\$0	\$0	\$0	\$0	\$0	\$0	\$476
Building & Additions		\$0	\$0	\$0	\$300,380	\$2,579,095	\$0	\$0	\$0	\$0	\$0	\$0	\$2,879,475
Architect		\$27,332	\$43,815	\$197,557	\$252,736	\$279,173	\$26,563	\$0	\$0	\$0	\$0	\$0	\$827,176
Inspection & Testing		\$0	\$0	\$0	\$23,411	\$57,585	\$640	\$296	\$0	\$0	\$0	\$0	\$81,932
Project Management		\$0	\$0	\$0	\$9,871	\$42,374	\$565	\$0	\$0	\$0	\$0	\$0	\$52,810
Cap Equipment		\$0	\$0	\$0	\$0	\$483,017	\$35,271	\$0	\$0	\$0	\$0	\$0	\$518,288
Non-Cap Equipment		\$0	\$0	\$0	\$0	\$2,066	\$10,312	\$0	\$0	\$0	\$0	\$0	\$12,378
<b>Total</b>		<b>\$27,332</b>	<b>\$43,815</b>	<b>\$197,557</b>	<b>\$586,699</b>	<b>\$3,443,485</b>	<b>\$73,350</b>	<b>\$296</b>	<b>\$0</b>	<b>\$0</b>	<b>\$0</b>	<b>\$0</b>	<b>\$4,372,535</b>
Project Budget	\$4,440,065	Received											
Less Other Funding*	\$67,530												
Net	\$4,372,535												
Actual Measure S Expenditures	\$4,372,535												
Running Balance	\$0												

\* Other Funding Source:  
 Metropolitan Water District \$67,530 received

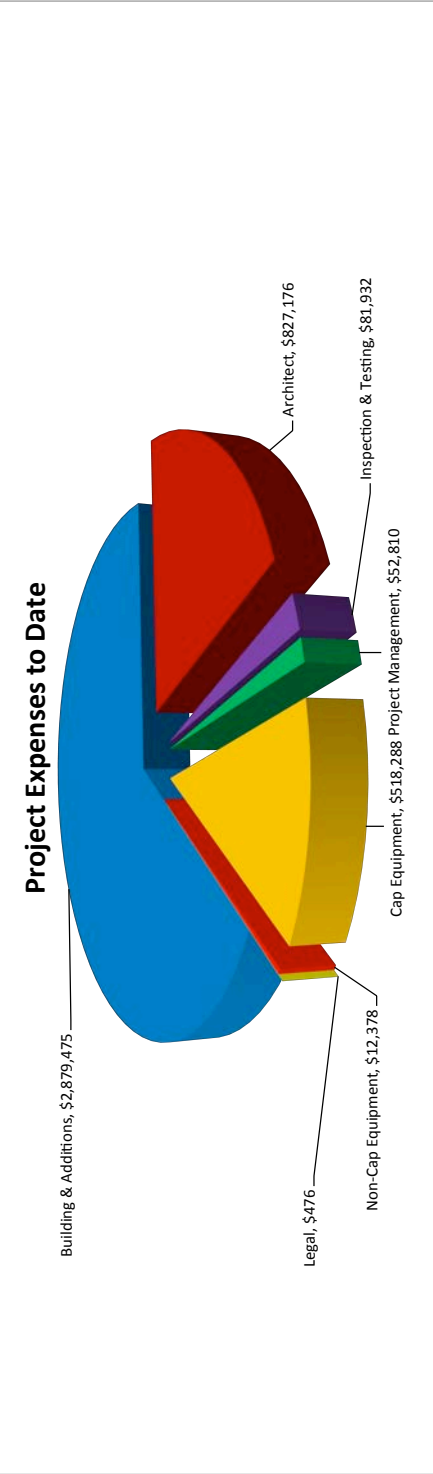
**Athletic Field Phase I, Corsair Field**

**Project Description:**  
 Renovation of the Corsair Field, stadium lighting and sound system

**Status:**  
 Completed, 2009

**Architect:**  
 CO Architects

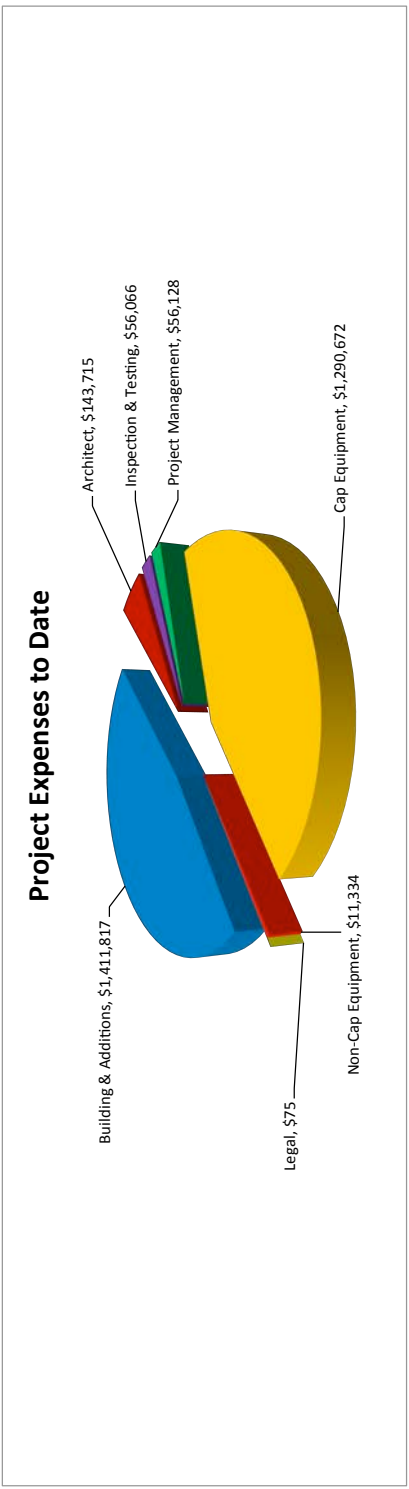
**Contractor:**  
 Byrom Davey, Inc.



SANTA MONICA COMMUNITY COLLEGE DISTRICT  
**MEASURE S EXPENDITURES**  
 FUND 42.3  
 As of June 30, 2015

Projects	Budget	04/05 Final	05/06 Final	06/07 Final	07/08 Final	08/09 Final	09/10 Final	10/11 Final	11/12 Final	12/13 Final	13/14 Final	14/15 Final	Combined Totals
<b>S7100038</b>													
<b>Athletic Field Phase I, John Adams (1A)</b>													
Legal		\$0	\$0	\$0	\$75	\$0	\$0	\$0	\$0	\$0	\$0	\$0	\$75
Building & Additions		\$0	\$0	\$0	\$16,556	\$1,395,261	\$0	\$0	\$0	\$0	\$0	\$0	\$1,411,817
Architect		\$0	\$5,807	\$93,941	\$12,150	\$31,818	\$0	\$0	\$0	\$0	\$0	\$0	\$143,715
Inspection & Testing		\$0	\$2,874	\$3,207	\$0	\$49,984	\$0	\$0	\$0	\$0	\$0	\$0	\$56,066
Project Management		\$0	\$0	\$0	\$10,921	\$45,170	\$38	\$0	\$0	\$0	\$0	\$0	\$56,128
Cap Equipment		\$0	\$0	\$0	\$0	\$1,290,672	\$0	\$0	\$0	\$0	\$0	\$0	\$1,290,672
Non-Cap Equipment		\$0	\$0	\$0	\$0	\$11,334	\$0	\$0	\$0	\$0	\$0	\$0	\$11,334
<b>Total</b>		<b>\$0</b>	<b>\$8,681</b>	<b>\$97,148</b>	<b>\$39,701</b>	<b>\$2,824,239</b>	<b>\$38</b>	<b>\$0</b>	<b>\$0</b>	<b>\$0</b>	<b>\$0</b>	<b>\$0</b>	<b>\$2,969,807</b>
Project Budget	\$2,969,807												
Less Other Funding	\$0												
Net	\$2,969,807												
Actual Measure S Expenditures	\$2,969,807												
Running Balance	\$0												

**Athletic Field Phase I, John Adams**  
**Project Description:**  
 Renovation of John Adams Field and lighting  
**Status:**  
 Completed, 2008  
**Architect:**  
 Caldwell Architects  
**Contractor:**  
 Byrom Davey, Inc.



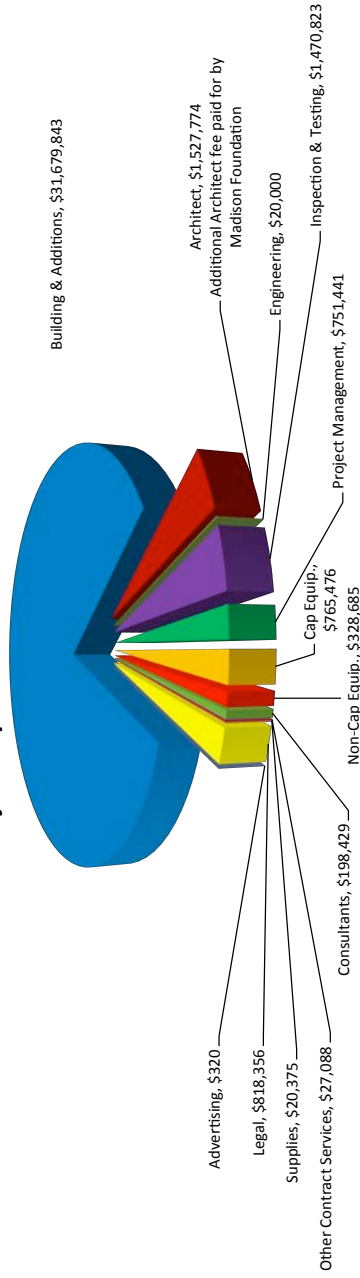


SANTA MONICA COMMUNITY COLLEGE DISTRICT  
**MEASURE S EXPENDITURES**  
 FUND 42.3  
 As of June 30, 2015

Projects	Budget	04/05 Final	05/06 Final	06/07 Final	07/08 Final	08/09 Final	09/10 Final	10/11 Final	11/12 Final	12/13 Final	13/14 Final	14/15 Final	Combined Totals
<b>S7100012</b>													
<b>Performing Arts Center (2)</b>													
Consultants		\$0	\$0	\$0	\$121,790	\$76,639	\$0	\$0	\$0	\$0	\$0	\$0	\$198,429
Other Contract Services		\$0	\$0	\$4,269	\$0	\$22,729	\$22	\$68	\$0	\$0	\$0	\$0	\$27,088
Supplies		\$0	\$0	\$0	\$14,565	\$5,810	\$0	\$0	\$0	\$0	\$0	\$0	\$20,375
Legal		\$0	\$0	\$34,329	\$275,667	\$492,731	\$15,629	\$0	\$0	\$0	\$0	\$0	\$818,356
Advertising		\$0	\$0	\$0	\$320	\$0	\$0	\$0	\$0	\$0	\$0	\$0	\$320
Building & Additions		\$7,784,151	\$10,292,986	\$8,930,813	\$2,991,903	\$1,629,990	\$50,000	\$0	\$0	\$0	\$0	\$0	\$31,679,843
Architect		\$0	\$811,312	\$182,457	\$412,309	\$121,588	\$108	\$1,962	\$0	\$0	\$87,054	\$0	\$1,616,790
Engineering		\$0	\$3,600	\$5,250	\$1,500	\$9,650	\$0	\$0	\$0	\$0	\$0	\$0	\$20,000
Inspection & Testing		\$104,308	\$722,685	\$411,193	\$210,381	\$22,256	\$0	\$0	\$0	\$0	\$0	\$0	\$1,470,823
Project Management		\$31,984	\$155,732	\$248,876	\$263,690	\$47,915	\$3,244	\$0	\$0	\$0	\$0	\$0	\$751,441
Cap Equipment		\$0	\$0	\$130,218	\$292,565	\$342,693	\$0	\$0	\$0	\$0	\$0	\$0	\$765,476
Non-Cap Equipment		\$0	\$0	\$15,124	\$93,106	\$220,455	\$0	\$0	\$0	\$0	\$0	\$0	\$328,685
<b>Total</b>		<b>\$7,920,443</b>	<b>\$11,986,315</b>	<b>\$9,962,528</b>	<b>\$4,677,797</b>	<b>\$2,992,455</b>	<b>\$69,003</b>	<b>\$2,030</b>	<b>\$0</b>	<b>\$0</b>	<b>\$87,054</b>	<b>\$0</b>	<b>\$37,697,625</b>
Project Budget	\$40,690,201	Received											
Less Other Funding*	\$2,992,576	\$2,992,576											
Net	\$37,697,625	\$37,697,625											
Actual Measure S Expenditures	\$37,697,625												
Running Balance	\$0												

\* Other Funding Source:  
 Madison Project Foundation \$2,992,576 received

**Project Expenses to Date**



**Performing Arts Center**

**Project Description:**  
 Construction of a state-of-the-art 499 seat performing arts theater

**Status:**  
 Completed, 2008

**Architect:**  
 Renzo Zecchetto

**Contractor:**  
 FTR International

SANTA MONICA COMMUNITY COLLEGE DISTRICT  
**MEASURE S EXPENDITURES**  
 FUND 42.3  
 As of June 30, 2015

Projects	Budget	04/05 Final	05/06 Final	06/07 Final	07/08 Final	08/09 Final	09/10 Final	10/11 Final	11/12 Final	12/13 Final	13/14 Final	14/15 Final	Combined Totals
<b>S7100033, S7100144, S7100060</b>													
<b>Replacement Health/PE/Fitness Building (4)</b>													
Supplies		\$4,809	\$288	\$0	\$0	\$0	\$163	\$0	\$0	\$0	\$0	\$0	\$5,260
Legal		\$0	\$0	\$0	\$0	\$1,413	\$75	\$0	\$0	\$0	\$0	\$0	\$1,488
Other Contract Services		\$1,634	\$25,934	\$0	\$0	\$253	\$165	\$0	\$0	\$0	\$0	\$0	\$27,985
Repair Facility		\$0	\$4,861	\$0	\$0	\$0	\$0	\$0	\$0	\$0	\$0	\$0	\$4,861
Building & Additions		\$0	\$0	\$0	\$0	\$112,410	\$526,552	\$0	\$0	\$0	\$0	\$6,037,080	\$6,676,043
Architect		\$0	\$0	\$0	\$0	\$0	\$41,044	\$0	\$0	\$0	\$0	\$0	\$41,044
Inspection & Testing		\$0	\$0	\$0	\$0	\$6,518	\$14,363	\$0	\$0	\$0	\$0	\$0	\$20,881
Project Management		\$0	\$0	\$0	\$0	\$9,070	\$23,425	\$0	\$0	\$0	\$0	\$0	\$32,495
Cap Equipment		\$0	\$0	\$0	\$0	\$0	\$0	\$17,613	\$0	\$0	\$0	\$0	\$17,613
<b>Total</b>		<b>\$6,443</b>	<b>\$31,083</b>	<b>\$0</b>	<b>\$0</b>	<b>\$129,663</b>	<b>\$605,787</b>	<b>\$17,613</b>	<b>\$0</b>	<b>\$0</b>	<b>\$0</b>	<b>\$6,037,080</b>	<b>\$6,827,669</b>
Project Budget	\$50,481,474												
Less Other Funding*	\$38,878,091												
Net	\$11,603,383												
Actual Measure S Expenditures	\$6,827,669												
Running Balance	\$4,775,714												

\* Other Funding Source:  
 Measure AA \$38,878,091 allocated

<b>S7100045</b>													
<b>Early Childhood Development/Childcare (5)</b>													
Consultants		\$0	\$0	\$0	\$9,200	\$0	\$0	\$0	\$0	\$4,800	\$12,930	\$14,078	\$41,008
Architect		\$0	\$0	\$0	\$0	\$0	\$0	\$0	\$966	\$51,792	\$142,428	\$142,968	\$338,154
Inspection & Testing		\$0	\$0	\$0	\$0	\$0	\$0	\$0	\$0	\$37,796	\$7,475	\$823	\$46,094
Project Management		\$0	\$0	\$0	\$0	\$0	\$0	\$1,246	\$21,980	\$58,247	\$33,435	\$8,803	\$123,710
<b>Total</b>		<b>\$0</b>	<b>\$0</b>	<b>\$0</b>	<b>\$9,200</b>	<b>\$0</b>	<b>\$0</b>	<b>\$1,246</b>	<b>\$22,946</b>	<b>\$152,635</b>	<b>\$196,268</b>	<b>\$166,670</b>	<b>\$548,965</b>
Project Budget	\$13,176,578												
Less Other Funding*	\$6,176,578												
Net	\$7,000,000												
Actual Measure S Expenditures	\$548,965												
Running Balance	\$6,451,035												

\* Other Funding Source:  
 City of Santa Monica \$4,318,000 committed  
 Measure S interest \$1,858,578

<b>S7100077, S7100015</b>													
<b>Malibu Site Acquisition and Facilities (6)</b>													
Consultants		\$0	\$0	\$0	\$0	\$0	\$0	\$0	\$72,157	\$68,109	\$30,342	\$66,277	\$266,885
Legal		\$0	\$27,722	\$16,787	\$6,159	\$504	\$0	\$0	\$2,092	\$0	\$1,360	\$78,851	\$131,383
Other Contract Services		\$0	\$0	\$0	\$0	\$0	\$0	\$0	\$0	\$0	\$0	\$1,820	\$3,912
Building & Additions		\$0	\$0	\$0	\$0	\$0	\$0	\$0	\$0	\$0	\$536	\$0	\$536
Architect		\$0	\$0	\$0	\$0	\$0	\$0	\$0	\$966	\$257,584	\$732,891	\$173,610	\$1,166,052
Engineering		\$0	\$0	\$0	\$0	\$0	\$0	\$0	\$0	\$785	\$562	\$0	\$1,346
Inspection & Testing		\$4,388	\$3,750	\$141,462	\$0	\$0	\$0	\$0	\$98,022	\$15,575	\$22,939	\$10,960	\$297,096
Project Management		\$0	\$0	\$220	\$0	\$0	\$0	\$2,886	\$55,064	\$53,165	\$47,778	\$118,144	\$277,276
Storm/Waste Water Treatment Center		\$0	\$2,500,000	\$0	\$0	\$2,500,000	\$0	\$0	\$0	\$0	\$0	\$0	\$5,000,000
<b>Total</b>		<b>\$4,388</b>	<b>\$2,531,472</b>	<b>\$158,468</b>	<b>\$6,159</b>	<b>\$2,530,504</b>	<b>\$0</b>	<b>\$2,886</b>	<b>\$228,301</b>	<b>\$395,237</b>	<b>\$836,407</b>	<b>\$449,662</b>	<b>\$7,143,486</b>
Project Budget	\$26,775,991												
Less Other Funding*	\$1,775,991												
Net	\$25,000,000												
Actual Measure S Expenditures	\$7,143,486												
Running Balance as of 5-22-15 GL	\$17,856,514												

\* Other Funding Source:  
 Measure AA \$1,775,991 allocated

SANTA MONICA COMMUNITY COLLEGE DISTRICT  
**MEASURE S EXPENDITURES**  
 FUND 42.3  
 As of June 30, 2015

Projects	Budget	04/05 Final	05/06 Final	06/07 Final	07/08 Final	08/09 Final	09/10 Final	10/11 Final	11/12 Final	12/13 Final	13/14 Final	14/15 Final	Combined Totals
<b>S7100043, S7100066</b>													
<b>Energy Efficiency Projects (7)</b>													
Legal		\$0	\$0	\$0	\$0	\$988	\$0	\$0	\$0	\$0	\$0	\$0	\$988
Building & Additions		\$0	\$0	\$0	\$0	\$106,921	\$355,294	-\$180,342	\$0	\$0	\$0	\$0	\$281,873
Engineering		\$0	\$0	\$0	\$10,500	\$0	\$0	\$0	\$0	\$0	\$0	\$0	\$10,500
Inspection & Testing		\$0	\$0	\$0	\$0	\$0	\$0	\$0	\$0	\$0	\$0	\$0	\$0
Project Management		\$0	\$0	\$0	\$0	\$0	\$0	\$0	\$0	\$0	\$0	\$0	\$0
<b>Total</b>		<b>\$0</b>	<b>\$0</b>	<b>\$0</b>	<b>\$10,500</b>	<b>\$107,910</b>	<b>\$355,294</b>	<b>-\$180,342</b>	<b>\$0</b>	<b>\$0</b>	<b>\$0</b>	<b>\$0</b>	<b>\$293,361</b>
Project Budget	\$510,683	Received											
Less Other Funding*	\$217,322	\$217,322											
Net	\$293,361												
Actual Measure S Expenditures	\$293,361												
Running Balance	\$0												

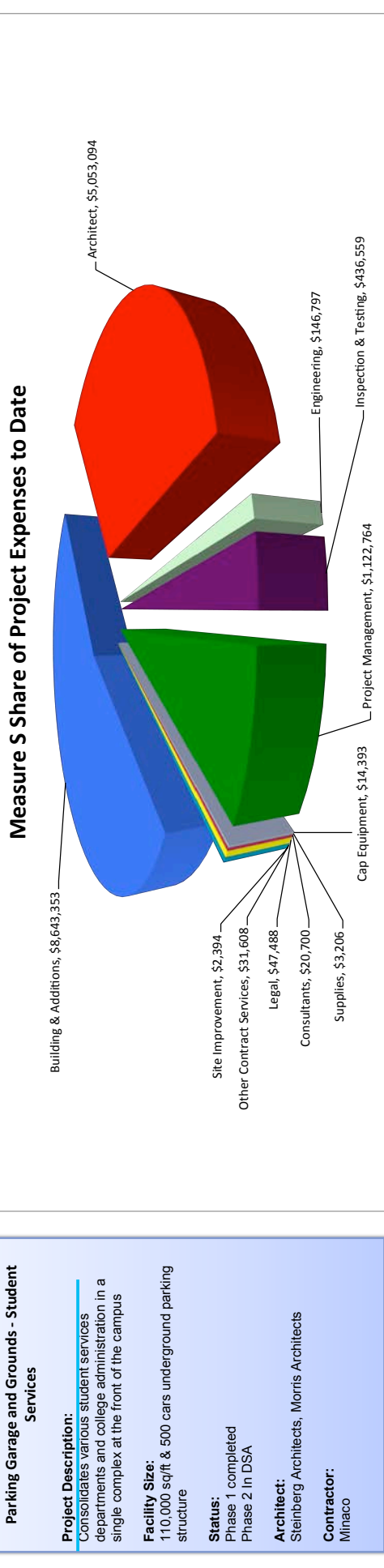
\* Other Funding Source:  
 SCE & The Gas Co. \$217,322 received

Projects	Budget	04/05 Final	05/06 Final	06/07 Final	07/08 Final	08/09 Final	09/10 Final	10/11 Final	11/12 Final	12/13 Final	13/14 Final	14/15 Final	Combined Totals
<b>S7100091, S7100092, S7100147</b>													
<b>Satellite Campus Parking Facilities and Roadway Improvements (8)</b>													
Legal		\$0	\$0	\$0	\$300	\$175	\$0	\$0	\$0	\$0	\$0	\$0	\$475
Other Contract Services		\$0	\$0	\$0	\$300	\$0	\$0	\$0	\$0	\$0	\$0	\$0	\$300
Advertising		\$0	\$0	\$0	\$0	\$0	\$0	\$0	\$0	\$0	\$0	\$0	\$0
Consultants		\$0	\$0	\$0	\$0	\$0	\$0	\$0	\$0	\$0	\$0	\$0	\$0
Supplies		\$0	\$0	\$0	\$0	\$0	\$0	\$0	\$0	\$0	\$0	\$0	\$0
Building & Additions		\$0	\$0	\$0	\$278,178	\$1,860,152	\$449,543	\$37,777	\$0	\$0	\$0	\$64	\$2,625,714
Architect		\$0	\$324,919	\$324,864	\$136,911	\$34,490	\$0	\$1,397	\$2,289	\$0	\$0	\$0	\$824,871
Engineering		\$0	\$0	\$0	\$0	\$0	\$0	\$0	\$0	\$0	\$30,896	\$5,470	\$36,366
Inspection & Testing		\$0	\$0	\$0	\$31,100	\$185,947	\$28,218	\$360	\$0	\$0	\$0	\$0	\$245,626
Project Management		\$0	\$0	\$0	\$18,288	\$64,880	\$31,137	\$8,659	\$0	\$2,569	\$10,730	\$6,046	\$142,309
Non-Cap Equipment		\$0	\$0	\$0	\$0	\$0	\$3,387	\$0	\$0	\$0	\$0	\$0	\$3,387
<b>Total</b>		<b>\$0</b>	<b>\$324,919</b>	<b>\$653,031</b>	<b>\$2,248,065</b>	<b>\$546,775</b>	<b>\$48,194</b>	<b>\$2,289</b>	<b>\$2,289</b>	<b>\$41,626</b>	<b>\$11,580</b>	<b>\$3,879,047</b>	
Project Budget	\$7,310,375												
Less Other Funding	\$2,535,375												
Net	\$4,775,000												
Actual Measure S Expenditures	\$3,879,047												
Running Balance	\$895,953												

\* Other Funding Source:  
 Measure AA \$2,535,375 allocated

SANTA MONICA COMMUNITY COLLEGE DISTRICT  
**MEASURE S EXPENDITURES**  
 FUND 42.3  
 As of June 30, 2015

Projects	Budget	04/05 Final	05/06 Final	06/07 Final	07/08 Final	08/09 Final	09/10 Final	10/11 Final	11/12 Final	12/13 Final	13/14 Final	14/15 Final	Combined Totals
<b>Parking Garage and Grounds - Student Services (9)</b>													
Supplies		\$0	\$0	\$0	\$1,745	\$0	\$0	\$0	\$648	\$0	\$0	\$813	\$3,206
Consultants		\$0	\$0	\$0	\$20,700	\$0	\$0	\$0	\$0	\$0	\$0	\$0	\$20,700
Legal		\$0	\$0	\$0	\$2,154	\$0	\$17,486	\$4,800	\$2,257	\$17,221	\$0	\$3,570	\$47,488
Other Contract Services		\$0	\$0	\$0	\$1,508	\$0	\$10,952	\$1,986	\$46	\$0	\$12,083	\$5,034	\$31,608
Site Improvement		\$0	\$0	\$0	\$0	\$0	\$0	\$0	\$0	\$1,086	\$0	\$1,308	\$2,394
Building & Additions		\$0	\$0	\$0	\$2,555,940	\$5,925,152	\$78,717	\$77,320	\$5,509	\$715	\$0	\$0	\$8,643,353
Architect		\$0	\$0	\$0	\$2,266,766	\$2,674,054	\$0	\$37,111	\$75,163	\$0	\$0	\$0	\$5,053,094
Engineering		\$0	\$0	\$0	\$4,813	\$38,330	\$42,968	\$50,952	\$9,735	\$0	\$0	\$0	\$146,797
Inspection & Testing		\$0	\$0	\$0	\$131,009	\$161,847	\$54,069	\$32,306	\$30,909	\$4,123	\$22,296	\$0	\$436,559
Project Management		\$0	\$0	\$0	\$188,766	\$373,559	\$184,088	\$92,118	\$224,994	\$59,525	\$29,714	\$0	\$1,122,764
Cap Equipment		\$0	\$0	\$0	\$0	\$14,393	\$0	\$0	\$0	\$0	\$0	\$0	\$14,393
Non-Cap Equipment		\$0	\$0	\$0	\$0	\$0	\$0	\$0	\$11,381	\$0	\$0	\$0	\$11,381
<b>Total</b>		<b>\$0</b>	<b>\$0</b>	<b>\$0</b>	<b>\$2,266,766</b>	<b>\$5,550,689</b>	<b>\$6,541,719</b>	<b>\$403,737</b>	<b>\$342,192</b>	<b>\$289,454</b>	<b>\$76,445</b>	<b>\$62,735</b>	<b>\$15,533,738</b>
Project Budget	\$109,862,122												
Less Other Funding*	\$63,169,372												
Net	\$46,692,750												
Actual Measure S Expenditures	\$15,533,738												
Running Balance	\$31,159,012												
* Other Funding Sources: State of California \$1,321,000 received Measure U \$20,638,446, Measure AA \$25,177,143 allocated Measure U, S & AA interests \$16,032,783 allocated													



**Parking Garage and Grounds - Student Services**

**Project Description:**  
 Consolidates various student services departments and college administration in a single complex at the front of the campus

**Facility Size:**  
 110,000 sq/ft & 500 cars underground parking structure

**Status:**  
 Phase 1 completed  
 Phase 2 In DSA

**Architect:**  
 Steinberg Architects, Morris Architects

**Contractor:**  
 Minaco

SANTA MONICA COMMUNITY COLLEGE DISTRICT  
**MEASURE S EXPENDITURES**  
 FUND 42.3  
 As of June 30, 2015

Projects	Budget	04/05 Final	05/06 Final	06/07 Final	07/08 Final	08/09 Final	09/10 Final	10/11 Final	11/12 Final	12/13 Final	13/14 Final	14/15 Final	Combined Totals
<b>S7100044</b>													
<b>Pico Promenade Improvements (10)</b>													
Building & Additions		\$0	\$0	\$0	\$690	\$883,401	\$0	\$0	\$0	\$0	\$0	\$0	\$884,091
Architect		\$0	\$0	\$0	\$69,190	\$28,540	\$864	\$0	\$0	\$0	\$0	\$0	\$98,595
Inspection & Testing		\$0	\$0	\$0	\$0	\$7,591	\$0	\$0	\$0	\$0	\$0	\$0	\$7,591
Project Management		\$0	\$0	\$0	\$2,185	\$25,548	\$0	\$0	\$0	\$0	\$0	\$0	\$27,733
<b>Total</b>		<b>\$0</b>	<b>\$0</b>	<b>\$0</b>	<b>\$72,066</b>	<b>\$945,080</b>	<b>\$864</b>	<b>\$0</b>	<b>\$0</b>	<b>\$0</b>	<b>\$0</b>	<b>\$0</b>	<b>\$1,018,009</b>
Project Budget	\$1,018,009												
Less Other Funding	\$0												
Net	\$1,018,009												
Actual Measure S Expenditures	\$1,018,009												
Running Balance	\$0												
<b>S7100004</b>													
<b>Master Planning (11)</b>													
Consultants		\$0	\$0	\$0	\$0	\$44,154	\$13,320	\$0	\$0	\$0	\$0	\$0	\$454,869
Printing		\$0	\$0	\$0	\$0	\$4,157	\$0	\$0	\$0	\$0	\$0	\$0	\$4,157
Advertising		\$0	\$0	\$0	\$0	\$3,000	\$0	\$0	\$0	\$0	\$0	\$0	\$3,000
Other Contract Services		\$0	\$0	\$0	\$0	\$442	\$200	\$0	\$0	\$0	\$0	\$0	\$642
Architect		\$0	\$0	\$0	\$0	\$192,358	\$24,736	\$0	\$0	\$0	\$0	\$0	\$217,094
Project Management		\$0	\$0	\$0	\$0	\$16,638	\$9,341	\$0	\$0	\$0	\$7,845	\$0	\$33,824
Filing Fees		\$0	\$0	\$0	\$0	\$0	\$2,842	\$0	\$0	\$0	\$0	\$0	\$2,842
<b>Total</b>		<b>\$0</b>	<b>\$0</b>	<b>\$0</b>	<b>\$0</b>	<b>\$658,143</b>	<b>\$50,439</b>	<b>\$0</b>	<b>\$0</b>	<b>\$0</b>	<b>\$7,845</b>	<b>\$0</b>	<b>\$716,428</b>
Project Budget	\$716,428												
Less Other Funding	\$0												
Net	\$716,428												
Actual Measure S Expenditures	\$716,428												
Running Balance	\$0												
<b>S7100048</b>													
<b>Other Bond Related Expenses (12)</b>													
Consultants		\$0	\$0	\$0	\$0	\$0	\$0	\$0	\$2,971	\$15,099	\$2,524	\$6,239	\$11,734
Lease/Rental		\$0	\$0	\$0	\$0	\$0	\$0	\$0	\$11,142	\$15,285	\$15,285	\$14,809	\$56,335
Supplies		\$0	\$0	\$0	\$0	\$3,638	\$0	\$0	\$0	\$0	\$0	\$0	\$3,638
Legal		\$0	\$0	\$0	\$0	\$8,917	\$15,649	\$13,401	\$450	\$503	\$503	\$38,130	\$77,050
Software License		\$0	\$0	\$0	\$0	\$0	\$1,997	\$0	\$0	\$3,565	\$0	\$4,200	\$9,762
Advertising		\$0	\$0	\$0	\$0	\$2,278	\$0	\$0	\$0	\$0	\$0	\$0	\$2,278
Other Contract Services		\$0	\$0	\$0	\$0	\$1,800	\$17,206	\$23,558	\$19,208	\$15,816	\$13,627	\$13,952	\$106,167
Moving Services		\$0	\$0	\$0	\$0	\$400	\$0	\$0	\$0	\$0	\$0	\$0	\$400
Project Management		\$0	\$0	\$0	\$0	\$17,747	\$13,179	\$11,963	\$0	\$0	\$0	\$0	\$42,888
Cap Equipment		\$0	\$0	\$0	\$0	\$0	\$10,086	\$0	\$0	\$0	\$0	\$0	\$10,086
Non-Cap Equipment		\$0	\$0	\$0	\$0	\$0	\$2,860	\$0	\$0	\$0	\$0	\$0	\$2,860
<b>Total</b>		<b>\$0</b>	<b>\$0</b>	<b>\$0</b>	<b>\$0</b>	<b>\$1,800</b>	<b>\$50,185</b>	<b>\$67,328</b>	<b>\$55,713</b>	<b>\$37,901</b>	<b>\$31,939</b>	<b>\$77,330</b>	<b>\$322,197</b>
Project Budget	\$609,282												
Less Other Funding	\$0												
Net	\$609,282												
Actual Measure S Expenditures	\$322,197												
Running Balance	\$287,085												

SANTA MONICA COMMUNITY COLLEGE DISTRICT  
**MEASURE S EXPENDITURES**  
 FUND 42.3  
 As of June 30, 2015

Projects	Budget	04/05 Final	05/06 Final	06/07 Final	07/08 Final	08/09 Final	09/10 Final	10/11 Final	11/12 Final	12/13 Final	13/14 Final	14/15 Final	Combined Totals
<b>S7100049</b>													
<b>Adv Architecture Related Exp for AA (13)</b>													
Legal		\$0	\$0	\$0	\$0	\$0	\$0	\$0	\$0	\$0	\$0	\$0	\$0
Other Contract Services		\$0	\$0	\$0	\$0	\$0	\$0	\$0	\$0	\$0	\$0	\$0	\$0
Architect		\$0	\$0	\$0	\$0	\$0	\$0	\$0	\$0	\$0	\$0	\$0	\$0
Engineering		\$0	\$0	\$0	\$0	\$0	\$0	\$0	\$0	\$0	\$0	\$0	\$0
Inspection & Testing		\$0	\$0	\$0	\$0	\$45,734	-\$45,734	\$0	\$0	\$0	\$0	\$0	\$0
Project Management		\$0	\$0	\$0	\$0	\$0	\$0	\$0	\$0	\$0	\$0	\$0	\$0
<b>Total</b>		<b>\$0</b>	<b>\$0</b>	<b>\$0</b>	<b>\$0</b>	<b>\$45,734</b>	<b>-\$45,734</b>	<b>\$0</b>	<b>\$0</b>	<b>\$0</b>	<b>\$0</b>	<b>\$0</b>	<b>\$0</b>
Project Budget	\$0												
Less Other Funding	\$0												
Net	\$0												
Actual Measure S Expenditures	\$0												
Running Balance	\$0												
<b>S7100057</b>													
<b>Real Property Acquisition (14)</b>													
Other Contract Services		\$0	\$0	\$0	\$0	\$0	\$18,721	\$0	\$0	\$0	\$0	\$0	\$18,721
Architect		\$0	\$0	\$0	\$0	\$0	\$0	\$0	\$0	\$0	\$0	\$0	\$0
Engineering		\$0	\$0	\$0	\$0	\$0	\$0	\$0	\$0	\$0	\$0	\$0	\$0
Inspection & Testing		\$0	\$0	\$0	\$0	\$0	\$6,336	\$0	\$0	\$0	\$0	\$0	\$6,336
Project Management		\$0	\$0	\$0	\$0	\$0	\$20,540	\$0	\$0	\$0	\$0	\$0	\$20,540
<b>Total</b>		<b>\$0</b>	<b>\$0</b>	<b>\$0</b>	<b>\$0</b>	<b>\$0</b>	<b>\$45,597</b>	<b>\$0</b>	<b>\$0</b>	<b>\$0</b>	<b>\$0</b>	<b>\$0</b>	<b>\$45,597</b>
Project Budget	\$45,597												
Less Other Funding	\$0												
Net	\$45,597												
Actual Measure S Expenditures	\$45,597												
Running Balance	\$0												
<b>S7100072</b>													
<b>Campus Signage (15)</b>													
Supplies		\$0	\$0	\$0	\$0	\$0	\$0	\$303	\$0	\$0	\$0	\$0	\$303
Consultants		\$0	\$0	\$0	\$0	\$0	\$32,225	\$23,725	\$0	\$0	\$0	\$0	\$55,950
Other Contract Services		\$0	\$0	\$0	\$0	\$0	\$0	\$187	\$0	\$836	\$0	\$0	\$1,022
Architect		\$0	\$0	\$0	\$0	\$0	\$0	\$0	\$0	\$0	\$0	\$0	\$0
Building & Additions		\$0	\$0	\$0	\$0	\$0	\$0	\$638	\$0	\$0	\$1,440	\$0	\$3,402
Inspection & Testing		\$0	\$0	\$0	\$0	\$0	\$0	\$0	\$0	\$0	\$0	\$0	\$0
Project Management		\$0	\$0	\$0	\$0	\$0	\$0	\$22,953	\$0	\$0	\$8,260	\$8,388	\$39,601
Cap Equipment		\$0	\$0	\$0	\$0	\$0	\$0	\$156,258	\$0	\$0	\$0	\$0	\$156,258
<b>Total</b>		<b>\$0</b>	<b>\$0</b>	<b>\$0</b>	<b>\$0</b>	<b>\$0</b>	<b>\$32,225</b>	<b>\$204,064</b>	<b>\$0</b>	<b>\$836</b>	<b>\$9,700</b>	<b>\$9,712</b>	<b>\$256,536</b>
Project Budget	\$664,258												
Less Other Funding	\$58,035												
Net	\$606,223												
Actual Measure S Expenditures	\$256,536												
Running Balance	\$349,687												

\* Other Funding Source:  
 Measure S Interest \$68,035 allocated

<b>Grand Total</b>	<b>\$7,958,606</b>	<b>\$14,601,366</b>	<b>\$10,740,621</b>	<b>\$8,321,918</b>	<b>\$20,819,624</b>	<b>\$8,933,245</b>	<b>\$617,492</b>	<b>\$651,441</b>	<b>\$878,632</b>	<b>\$1,287,265</b>	<b>\$6,814,769</b>	<b>\$81,625,000</b>
--------------------	--------------------	---------------------	---------------------	--------------------	---------------------	--------------------	------------------	------------------	------------------	--------------------	--------------------	---------------------



SANTA MONICA COMMUNITY COLLEGE DISTRICT  
 MEASURE AA EXPENDITURES  
 FUND 42.4  
 As of June 30, 2015

Projects	Budget	09/10 Final	10/11 Final	11/12 Final	12/13 Final	13/14 Final	14/15 Final	Combined Totals
AA 7100062								
<b>Environmental Performance - Central Plant Connections (101)</b>								
Legal		\$0	\$0	\$0	\$125	\$0	\$0	\$125
Other Contract Services		\$0	\$0	\$49,837	\$16,239	\$0	\$0	\$66,076
Consultants		\$0	\$0	\$0	\$0	\$28	\$0	\$28
Building & Additions		\$0	\$0	\$0	\$361	\$729	\$640	\$1,731
Architect		\$0	\$385	\$148,311	\$176,897	\$36,256	\$0	\$361,849
Engineering		\$48,500	\$0	\$4,000	\$0	\$152,010	\$39,638	\$244,148
Inspection & Testing		\$0	\$0	\$7,688	\$0	\$0	\$0	\$7,688
Project Management		\$0	\$17,263	\$55,116	\$48,685	\$61,908	\$19,313	\$202,284
Cap Equipment		\$0	\$0	\$0	\$0	\$0	\$0	\$0
Non-Cap Equipment		\$0	\$0	\$0	\$0	\$0	\$0	\$0
<b>Total</b>		<b>\$48,500</b>	<b>\$17,648</b>	<b>\$264,951</b>	<b>\$242,307</b>	<b>\$250,931</b>	<b>\$59,591</b>	<b>\$883,928</b>
Project Budget	\$9,486,271							
Less Other Funding	\$0							
Net	\$9,486,271							
Actual Measure AA Expenditures	\$883,928							
Running Balance	\$8,602,343							



Projects	Budget	09/10 Final	10/11 Final	11/12 Final	12/13 Final	13/14 Final	14/15 Final	Combined Totals
AA 7100063								
<b>Infrastructure &amp; Technology - IT Relocation (102)</b>								
Supplies		\$0	\$0	\$965	\$8,442	\$3,137	\$2,600	\$15,144
Consultants		\$0	\$0	\$0	\$0	\$408	\$0	\$408
Maintenance Contract		\$0	\$0	\$0	\$0	\$107,390	\$0	\$107,390
Legal		\$0	\$0	\$0	\$1,363	\$50	\$0	\$1,413
Printing		\$0	\$0	\$0	\$0	\$1,624	\$0	\$1,624
Postage		\$0	\$0	\$0	\$0	\$1,567	\$0	\$1,567
Other Contract Services		\$0	\$0	\$2,163	\$15,259	\$23,356	\$0	\$40,778
Moving		\$0	\$0	\$0	\$577	\$266	\$27,655	\$28,498
Site Improvement		\$0	\$0	\$0	\$24	\$0	\$0	\$24
Building & Additions		\$0	\$0	\$1,767,083	\$183,181	\$9,667,362	\$4,288,987	\$15,723,432
Architect		\$105,049	\$482,261	\$505,580	\$183,181	\$287,201	\$236,860	\$1,800,132
Engineering		\$0	\$0	\$10,037	\$11,065	\$17,147	\$19,512	\$57,762
Inspection & Testing		\$10,291	\$8,793	\$21,449	\$137,523	\$499,982	\$200,262	\$878,300
Project Management		\$33,460	\$76,290	\$84,981	\$331,754	\$431,730	\$297,951	\$1,256,176
Cap Equipment		\$0	\$0	\$0	\$29,422	\$645,830	\$29,090	\$646,161
Non-Cap Equipment		\$0	\$0	\$0	\$18,344	\$10,852	\$277,219	\$306,414
<b>Total</b>		<b>\$148,800</b>	<b>\$567,344</b>	<b>\$625,185</b>	<b>\$2,504,035</b>	<b>\$11,697,901</b>	<b>\$5,321,956</b>	<b>\$20,865,222</b>
Project Budget	\$23,275,783							
Less Other Funding	\$0							
Net	\$23,275,783							
Actual Measure AA Expenditures	\$20,865,222							
Running Balance	\$2,410,561							

**Infrastructure & Technology - IT Relocation**

**Project Description:**  
Relocation of IT/Telecom Departments, and renovation of Media Center

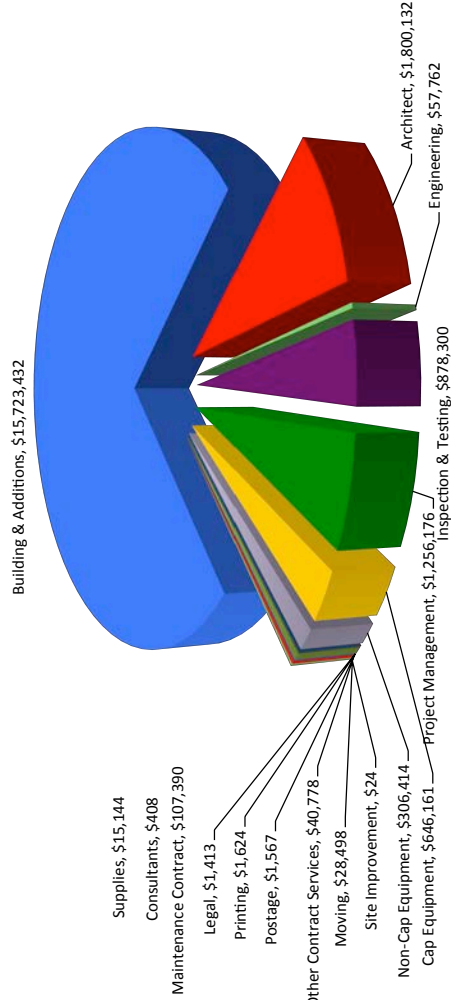
**Facility Size:**  
9,230 sq/ft

**Status:**  
Completed

**Architect:**  
Morris Architects

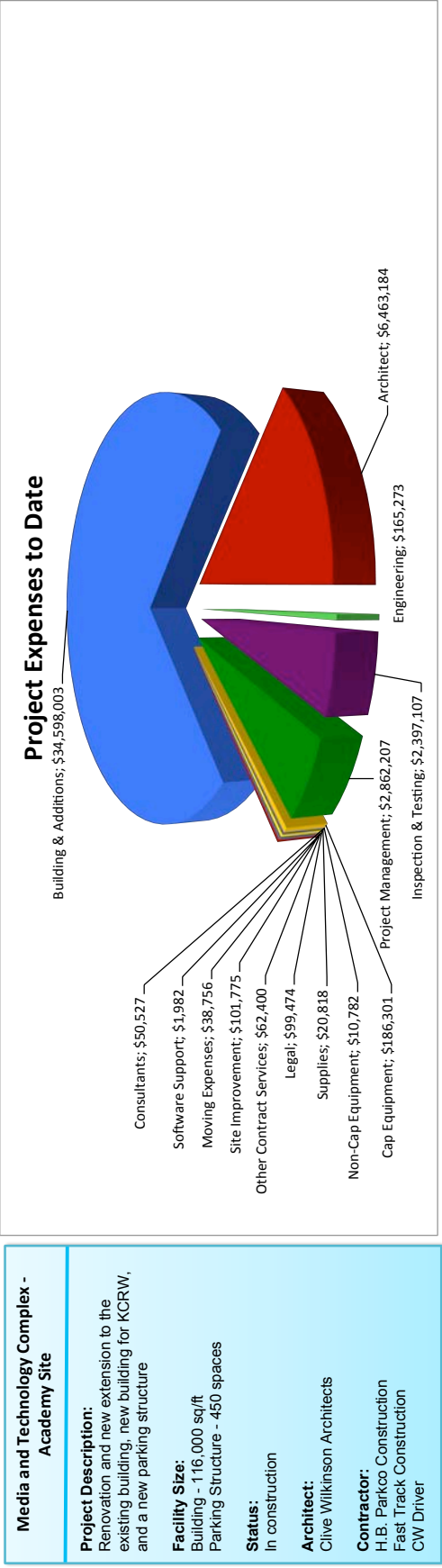
**Contractor:**  
Minco, Bernards Brothers

**Project Expenses to Date**



SANTA MONICA COMMUNITY COLLEGE DISTRICT  
 MEASURE AA EXPENDITURES  
 FUND 42.4  
 As of June 30, 2015

Projects	Budget	09/10 Final	10/11 Final	11/12 Final	12/13 Final	13/14 Final	14/15 Final	Combined Totals
AA 7100061								
<b>Media and Technology Complex - Academy Site (103)</b>								
Consultants		\$0	\$0	\$20,675	\$12,576	\$9,488	\$7,789	\$50,527
Supplies		\$0	\$0	\$19,481	\$1,048	\$289	\$289	\$20,818
Legal		\$16,903	\$0	\$7,958	\$43,363	\$5,066	\$26,186	\$99,474
Other Contract Services		\$3,993	\$5,763	\$13,456	\$39,188	\$0	\$0	\$62,400
Moving Expenses		\$0	\$0	\$0	\$38,756	\$0	\$0	\$38,756
Software Support		\$0	\$0	\$1,982	\$0	\$0	\$0	\$1,982
Site Improvement		\$0	\$538	\$1,498,660	\$3,543,657	\$11,820,615	\$17,734,534	\$34,598,003
Building & Additions		\$0	\$2,097,553	\$2,508,588	\$295,753	\$778,015	\$517,794	\$6,463,184
Architect		\$16,459	\$29,293	\$9,102	\$29,223	\$8,203	\$72,993	\$165,273
Engineering		\$64,905	\$27,527	\$123,842	\$235,287	\$563,746	\$1,381,801	\$2,397,107
Inspection & Testing		\$121,786	\$233,826	\$289,249	\$506,917	\$800,315	\$930,115	\$2,862,207
Project Management		\$0	\$0	\$0	\$186,301	\$0	\$0	\$186,301
Cap Equipment		\$0	\$0	\$0	\$10,782	\$0	\$0	\$10,782
Non-Cap Equipment		\$0	\$0	\$0	\$0	\$0	\$0	\$0
<b>Total</b>		<b>\$2,321,599</b>	<b>\$2,805,534</b>	<b>\$2,238,694</b>	<b>\$5,033,499</b>	<b>\$13,987,159</b>	<b>\$20,672,105</b>	<b>\$47,058,589</b>
Project Budget		\$91,919,056						
Less Other Funding*		\$6,835,391						
Net		\$85,083,665						
Actual Measure AA Expenditures		\$47,058,589						
Running Balance		\$38,025,076						
				* Other Funding Source:				
				KCRW Foundation \$6,803,412 committed, \$958,462 received				
				Edison \$31,979,48 received				



Projects	Budget	09/10 Final	10/11 Final	11/12 Final	12/13 Final	13/14 Final	14/15 Final	Combined Totals
AA 7100060								
<b>Repl. Health/PE/Fitness/Dance Building with Central Plant (104)</b>								
Consultants	\$0	\$0	\$14	\$62	\$2,304			\$2,380
Supplies	\$0	\$0	\$0	\$0	\$7,089	\$195		\$7,284
Site Improvement	\$0	\$0	\$0	\$0	\$559			\$559
Off Campus Printing	\$0	\$0	\$0	\$0	\$2,165			\$2,165
Postage	\$0	\$0	\$0	\$0	\$1,505			\$1,505
Other Contract Services	\$120	\$38	\$112	\$32,634	\$0	\$1,019		\$33,923
Building & Additions	\$0	\$0	\$817	\$4,188	\$1,623			\$6,628
Architect	\$256,076	\$1,568,564	\$1,790,207	\$518,973	\$177,583	\$364,853		\$4,676,256
Engineering	\$0	\$8,507	\$31,650	\$6,529				\$63,834
Inspection & Testing	\$36,892	\$490	\$1,285	\$360	\$133,756			\$193,933
Project Management	\$34,968	\$113,379	\$118,783	\$94,768	\$108,528	\$463,418		\$933,843
Non-Cap Equipment	\$0	\$0	\$0	\$0	\$9,015			\$9,015
<b>Total</b>	<b>\$50,481,474</b>	<b>\$1,690,978</b>	<b>\$1,961,901</b>	<b>\$656,362</b>	<b>\$304,338</b>	<b>\$989,689</b>		<b>\$5,931,325</b>
Project Budget	\$50,481,474							
Less Other Funding*	\$11,603,383							
Net	\$38,878,091							
Actual Measure AA Expenditures	\$5,931,325							
Running Balance	\$32,946,767							

\* Other Funding Source:  
 Measure S \$11,603,383 allocated

**Repl. Health/PE/Fitness/Dance Building with Central Plant**

**Project Description:**  
 Replacement of locker rooms, fitness center, dance studios, and new central plant

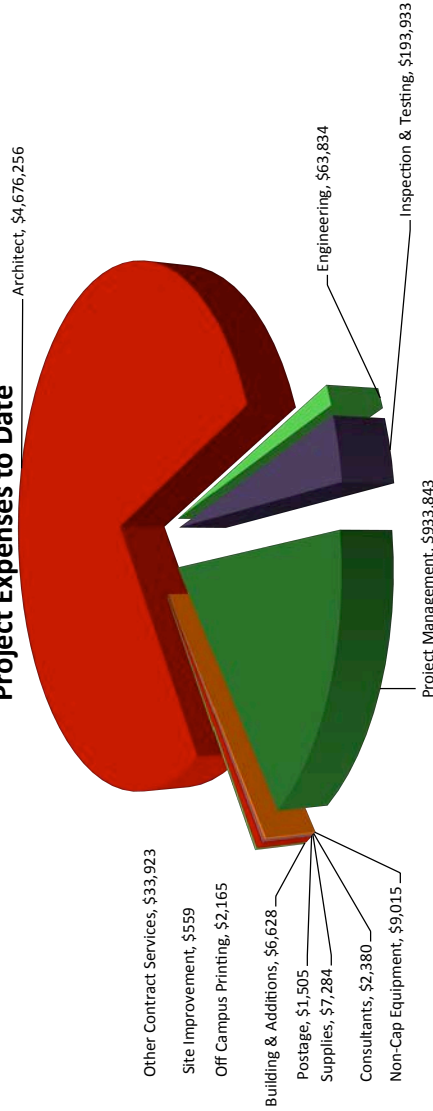
**Facility Size:**  
 62,000 sq/ft

**Status:**  
 In construction

**Architect:**  
 Gensler Architects

**Contractor:**  
 Bernards Brothers

**Project Expenses to Date**

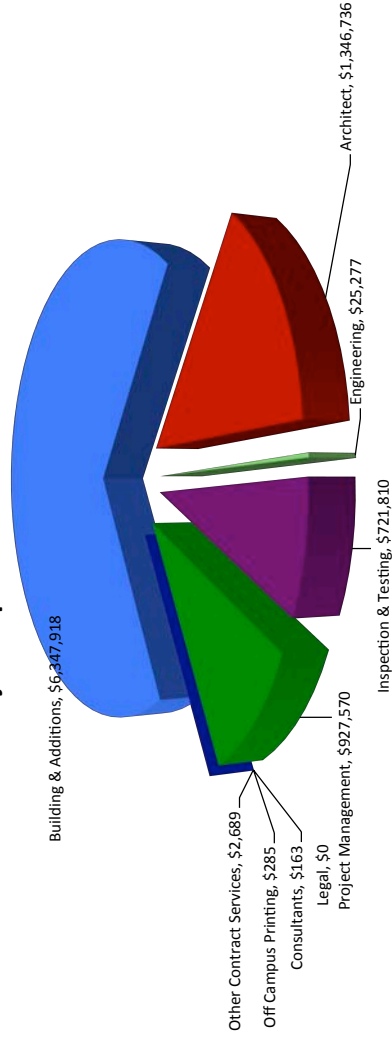


SANTA MONICA COMMUNITY COLLEGE DISTRICT  
 MEASURE AA EXPENDITURES  
 FUND 42.4  
 As of June 30, 2015

Projects		Budget	09/10 Final	10/11 Final	11/12 Final	12/13 Final	13/14 Final	14/15 Final	Combined Totals
<b>AA 7100065</b>									
<b>Drescher - Academic Modernization, Bookstore, Pico Promenade (105)</b>									
Legal			\$0	\$0	\$0	\$0	\$0	\$0	\$0
Other Contract Services			\$0	\$0	\$0	\$0	\$0	\$0	\$0
Site Acquisition			\$0	\$0	\$0	\$0	\$0	\$0	\$0
Inspection & Testing			\$0	\$0	\$0	\$0	\$0	\$0	\$0
Project Management			\$0	\$0	\$5,082	\$0	\$0	\$0	\$5,082
<b>Total</b>			<b>\$0</b>	<b>\$0</b>	<b>\$5,082</b>	<b>\$0</b>	<b>\$0</b>	<b>\$0</b>	<b>\$5,082</b>
Project Budget		\$2,442,585							
Less Other Funding		\$0							
Net		\$2,442,585							
Actual Measure AA Expenditures		\$5,082							
Running Balance		\$2,437,503							
<b>AA 7100090</b>									
<b>Replacement Math and Science Extension Building (106)</b>									
Legal			\$0	\$0	\$0	\$0	\$0	\$0	\$0
Other Contract Services			\$0	\$0	\$0	\$0	\$0	\$0	\$0
Site Acquisition			\$0	\$0	\$0	\$0	\$0	\$0	\$0
Inspection & Testing			\$0	\$0	\$0	\$0	\$0	\$0	\$0
Project Management			\$0	\$0	\$0	\$4,950	\$0	\$0	\$4,950
<b>Total</b>			<b>\$0</b>	<b>\$0</b>	<b>\$0</b>	<b>\$4,950</b>	<b>\$0</b>	<b>\$0</b>	<b>\$4,950</b>
Project Budget		\$87,944,336							
Less Other Funding		\$44,126,336							
Net		\$43,818,000							
Actual Measure AA Expenditures		\$4,950							
Running Balance		\$43,813,050							
* Other Funding Source: Measure U \$308,336 allocated State of California \$43,818,000 pending									

Projects	Budget	09/10 Final	10/11 Final	11/12 Final	12/13 Final	13/14 Final	14/15 Final	Combined Totals
<b>Madison East Wing Seismic Upgrade (107)</b>								
Consultants		\$0	\$0	\$0	\$0	\$135	\$28	\$163
Off Campus Printing		\$0	\$0	\$0	\$0	\$0	\$285	\$285
Legal		\$0	\$0	\$0	\$0	\$0	\$0	\$0
Other Contract Services		\$364	\$656	\$997	\$0	\$0	\$1,328	\$2,689
Building & Additions		\$76,073	\$398,050	\$312,643	\$0	\$4,248	\$6,030,371	\$6,347,918
Architect				\$550,589	\$65,444	\$57,480	\$199,100	\$1,346,736
Engineering				\$0	\$778	\$0	\$13,792	\$25,277
Inspection & Testing			\$19,848	\$16,752	\$3,036	\$5,851	\$676,323	\$721,810
Project Management		\$5,557	\$128,878	\$112,573	\$67,447	\$118,242	\$494,874	\$927,570
Cap Equipment		\$0	\$0	\$30,603	\$0	\$0	\$0	\$30,603
Non-Cap Equipment		\$0	\$0	\$71,827	\$9,788	\$0	\$0	\$81,614
<b>Total</b>		<b>\$81,630</b>	<b>\$547,796</b>	<b>\$1,106,691</b>	<b>\$146,492</b>	<b>\$185,956</b>	<b>\$7,416,101</b>	<b>\$9,484,666</b>
Project Budget	\$23,016,844							
Less Other Funding	\$0							
<b>Net</b>	<b>\$23,016,844</b>							
Actual Measure AA Expenditures	\$9,484,666							
Running Balance	\$13,532,178							

### Project Expenses to Date



#### Madison East Wing Seismic Upgrade

**Project Description:**  
 Replacement of east wing with a new multipurpose room and additional classrooms

**Facility Size:**  
 20,838 sq/ft

**Status:**  
 In construction

**Architect:**  
 DLR Group WWCOT

**Contractor:**  
 Bernards Brothers

SANTA MONICA COMMUNITY COLLEGE DISTRICT  
 MEASURE AA EXPENDITURES  
 FUND 42.4  
 As of June 30, 2015

Projects	Budget	09/10 Final	10/11 Final	11/12 Final	12/13 Final	13/14 Final	14/15 Final	Combined Totals
AA 7100068								
<b>Renovation to Corsair Stadium (108)</b>								
Other Contract Services		\$0	\$0	\$0	\$0	\$0	\$0	\$0
Building & Additions		\$0	\$0	\$0	\$0	\$0	\$0	\$0
Architect		\$0	\$30,759	\$0	\$0	\$0	\$0	\$30,759
Engineering		\$0	\$0	\$0	\$0	\$0	\$0	\$0
Inspection & Testing		\$0	\$0	\$0	\$0	\$0	\$0	\$0
Project Management		\$0	\$4,540	\$0	\$0	\$0	\$0	\$4,540
<b>Total</b>		<b>\$0</b>	<b>\$35,299</b>	<b>\$0</b>	<b>\$0</b>	<b>\$0</b>	<b>\$0</b>	<b>\$35,299</b>
Project Budget	\$35,299							
Less Other Funding	\$0							
Net	\$35,299							
Actual Measure AA Expenditures	\$35,299							
Running Balance	\$0							

AA 7100067, 7100152, 7100155, 7100157								
<b>Business &amp; Facilities Infrastructure (111)</b>								
Supplies		\$0	\$0	\$1,493	\$4,840	\$0	\$0	\$6,333
Service Fee		\$0	\$0	\$12,865	\$0	\$0	\$0	\$12,865
Consultants		\$0	\$0	\$0	\$14	\$8	\$0	\$22
Maintenance Contract		\$0	\$0	\$0	\$1,366	\$0	\$0	\$1,366
Legal		\$0	\$0	\$75	\$0	\$0	\$0	\$75
Software License		\$0	\$0	\$0	\$375	\$0	\$0	\$375
Other Contract Services		\$0	\$6,289	\$6,988	\$750	\$0	\$2,209	\$16,236
Moving Services		\$0	\$0	\$395	\$0	\$0	\$0	\$395
Building & Additions		\$0	\$34,672	\$198,667	\$200,565	\$284,668	\$0	\$718,592
Architect		\$0	\$0	\$80,626	\$170,132	\$37,906	\$0	\$288,664
Engineering		\$0	\$0	\$0	\$3,705	\$9,735	\$6,840	\$20,280
Inspection & Testing		\$0	\$0	\$8,142	\$10,938	\$10,500	\$0	\$29,580
Project Management		\$0	\$3,073	\$154,904	\$87,291	\$139,821	\$3,571	\$388,659
Cap Equipment		\$0	\$0	\$0	\$35,892	\$80,090	\$0	\$115,982
Non-Cap Equipment		\$0	\$89,204	\$84,590	\$193,782	\$0	\$0	\$367,576
<b>Total</b>		<b>\$0</b>	<b>\$133,238</b>	<b>\$449,401</b>	<b>\$608,656</b>	<b>\$763,095</b>	<b>\$12,628</b>	<b>\$1,967,019</b>
Project Budget	\$2,000,000							
Less Other Funding	\$0							
Net	\$2,000,000							
Actual Measure AA Expenditures	\$1,967,019							
Running Balance	\$32,981							

AA 7100004								
<b>Master Planning, Program Management, Overhead (112)</b>								
Supplies		\$0	\$0	\$0	\$0	\$0	\$0	\$0
Architect		\$0	\$0	\$0	\$0	\$0	\$0	\$0
Project Management		\$0	\$0	\$0	\$0	\$76,015	\$150	\$76,165
Cap Equipment		\$0	\$0	\$0	\$0	\$0	\$0	\$0
Non-Cap Equipment		\$0	\$0	\$0	\$0	\$0	\$0	\$0
<b>Total</b>		<b>\$0</b>	<b>\$0</b>	<b>\$0</b>	<b>\$0</b>	<b>\$76,015</b>	<b>\$150</b>	<b>\$76,165</b>
Project Budget	\$750,000							
Less Other Funding	\$0							
Net	\$750,000							
Actual Measure AA Expenditures	\$76,165							
Running Balance	\$673,835							

SANTA MONICA COMMUNITY COLLEGE DISTRICT  
 MEASURE AA EXPENDITURES  
 FUND 42.4  
 As of June 30, 2015

Projects	Budget	09/10 Final	10/11 Final	11/12 Final	12/13 Final	13/14 Final	14/15 Final	Combined Totals
AA 7100154								
<b>Energy Efficiency Projects (113)</b>								
Legal		\$0	\$0	\$0	\$0	\$0	\$0	\$0
Other Contract Services		\$0	\$0	\$0	\$0	\$0	\$0	\$0
Building & Additions		\$0	\$189	\$2,108,853	\$990,389	-\$97,621		\$3,001,810
Architect		\$0	\$0	\$0	\$0	\$0	\$0	\$0
Engineering		\$0	\$0	\$0	\$0	\$0	\$0	\$0
Inspection & Testing		\$0	\$0	\$4,020	\$0	\$10,118	\$0	\$14,138
Project Management		\$0	\$0	\$0	\$0	\$825	\$0	\$825
Non-Cap Equipment		\$0	\$0	\$0	\$0	\$0	\$0	\$0
<b>Total</b>		<b>\$0</b>	<b>\$189</b>	<b>\$2,112,873</b>	<b>\$990,389</b>	<b>-\$86,678</b>		<b>\$3,016,773</b>
Project Budget	\$6,640,455							
Less Other Funding	\$491,315							
Net	\$6,149,140							
Actual Measure AA Expenditures	\$3,016,773							
Running Balance	\$3,132,367							
* Other Funding Source: DWP \$18,715.00 received SCE \$446,519.77 received Gas Co. \$26,080 received								

AA 7100064								
<b>Community Classroom &amp; Facility Projects (114)</b>								
Supplies		\$0	\$0	\$0	\$124	\$0	\$0	\$124
Legal		\$0	\$0	\$1,867	\$1,418	\$0	\$0	\$3,285
Other Contract Services		\$0	\$3,720	\$1,869	\$0	\$0	\$0	\$5,588
Building & Additions		\$0	\$434,578	\$1,369,441	\$408,696	-\$1,003	\$0	\$2,211,712
Architect		\$0	\$263,833	\$48,120	\$1,318	\$0	\$0	\$313,272
Engineering		\$0	\$3,220	\$3,143	\$0	\$0	\$0	\$6,363
Inspection & Testing		\$0	\$41,002	\$80,885	\$1,495	\$0	\$0	\$123,382
Project Management		\$135	\$117,247	\$143,780	\$27,570	\$0	\$0	\$288,732
Non-Cap Equipment		\$0	\$0	\$209,726	\$0	\$0	\$0	\$209,726
<b>Total</b>		<b>\$135</b>	<b>\$863,599</b>	<b>\$1,858,831</b>	<b>\$440,621</b>	<b>-\$1,003</b>	<b>\$0</b>	<b>\$3,162,183</b>
Project Budget	\$3,162,183							
Less Other Funding	\$0							
Net	\$3,162,183							
Actual Measure AA Expenditures	\$3,162,183							
Running Balance	\$0							

AA 7100057								
<b>Real Property Acquisition (115)</b>								
Legal		\$0	\$0	\$0	\$0	\$0	\$0	\$0
Other Contract Services		\$0	\$39	\$7,000	\$0	\$15,800	\$0	\$22,839
Site Acquisition		\$1,739,979	\$4,001,204	\$9,022,207	\$0	\$0	\$0	\$14,763,389
Inspection & Testing		\$8,689	\$7,986	\$0	\$0	\$0	\$0	\$16,674
Project Management		\$0	\$0	\$0	\$0	\$0	\$0	\$0
<b>Total</b>		<b>\$1,748,667</b>	<b>\$4,009,228</b>	<b>\$9,029,207</b>	<b>\$0</b>	<b>\$15,800</b>	<b>\$0</b>	<b>\$14,802,902</b>
Project Budget	\$14,802,902							
Less Other Funding	\$0							
Net	\$14,802,902							
Actual Measure AA Expenditures	\$14,802,902							
Running Balance	\$0							

SANTA MONICA COMMUNITY COLLEGE DISTRICT  
 MEASURE AA EXPENDITURES  
 FUND 42.4  
 As of June 30, 2015

Projects	Budget	09/10 Final	10/11 Final	11/12 Final	12/13 Final	13/14 Final	14/15 Final	Combined Totals
AA 7100058, 7100151, 7100156, 7100059								
<b>Roadways, Walkways, Grounds, Parking Lots, and Garages (116)</b>								
Supplies		\$0	\$0	\$0	\$0	\$4,616	\$0	\$4,616
Legal		\$0	\$0	\$125	\$0	\$0	\$0	\$125
Consultants		\$0	\$0	\$48,090	\$0	\$5,018	\$0	\$53,108
Other Contract Services		\$218	\$770	\$122	\$25,249	\$0	\$0	\$26,358
Building & Additions		\$185,345	\$6,731	\$113,784	\$321,603	\$975,401	\$0	\$1,602,864
Architect		\$0	\$0	\$0	\$103,569	\$19,225	\$1,240	\$124,035
Engineering		\$0	\$0	\$0	\$1,095	\$1,445	\$0	\$2,540
Inspection & Testing		\$13,380	\$7,865	\$13,553	\$20,126	\$42,865	\$0	\$97,787
Project Management		\$24,404	\$12,439	\$21,945	\$54,095	\$104,943	\$1,411	\$219,237
<b>Total</b>		<b>\$223,347</b>	<b>\$27,804</b>	<b>\$149,403</b>	<b>\$573,951</b>	<b>\$1,153,512</b>	<b>\$2,652</b>	<b>\$2,130,670</b>
Project Budget	\$7,310,375							
Less Other Funding	\$4,775,000							
Net	\$2,535,375							
Actual Measure AA Expenditures	\$2,130,670							
Running Balance	\$404,705							

\* Other Funding Source:  
 Measure S \$4,775,000 allocated

Projects	Budget	09/10 Final	10/11 Final	11/12 Final	12/13 Final	13/14 Final	14/15 Final	Combined Totals
AA 7100069								
<b>Infrastructure &amp; Technology - Technology (117)</b>								
Software		\$0	\$0	\$0	\$0	\$0	\$218	\$218
Supplies		\$0	\$0	\$13,646	\$7,587	\$0	\$16,966	\$38,200
Maintenance Contract		\$0	\$9,472	\$46,300	\$210,581	\$18,944	\$42,415	\$327,713
Other Contract Services		\$0	\$0	\$0	\$0	\$0	\$49,589	\$49,589
Building & Additions		\$0	\$0	\$0	\$0	\$0	\$0	\$0
Project Management		\$0	\$0	\$0	\$0	\$0	\$0	\$0
Cap Equipment		\$0	\$207,423	\$33,063	\$576,294	\$0	\$1,145,668	\$1,962,449
Non-Cap Equipment		\$0	\$0	\$42,827	\$500	\$0	\$3,447	\$46,775
<b>Total</b>		<b>\$0</b>	<b>\$216,896</b>	<b>\$135,838</b>	<b>\$794,963</b>	<b>\$18,944</b>	<b>\$1,258,304</b>	<b>\$2,424,944</b>
Project Budget	\$2,512,181							
Less Other Funding	\$0							
Net	\$2,512,181							
Actual Measure AA Expenditures	\$2,424,944							
Running Balance	\$87,237							

Projects	Budget	09/10 Final	10/11 Final	11/12 Final	12/13 Final	13/14 Final	14/15 Final	Combined Totals
AA 7100150								
<b>Infrastructure &amp; Technology - Utility (118)</b>								
Software License		\$0	\$12,000	\$0	\$0	\$0	\$0	\$12,000
Legal		\$0	\$0	\$0	\$0	\$0	\$0	\$0
Building & Additions		\$0	\$0	\$0	\$0	\$0	\$0	\$0
Architect		\$0	\$0	\$0	\$0	\$0	\$0	\$0
Inspection & Testing		\$0	\$4,979	\$0	\$0	\$0	\$0	\$4,979
Project Management		\$0	\$3,240	\$0	\$0	\$0	\$0	\$3,240
Cap Equipment		\$0	\$0	\$7,534	\$0	\$0	\$0	\$7,534
Non-Cap Equipment		\$0	\$0	\$0	\$0	\$0	\$0	\$0
<b>Total</b>		<b>\$0</b>	<b>\$20,219</b>	<b>\$7,534</b>	<b>\$0</b>	<b>\$0</b>	<b>\$0</b>	<b>\$27,753</b>
Project Budget	\$27,753							
Less Other Funding	\$0							
Net	\$27,753							
Actual Measure AA Expenditures	\$27,753							
Running Balance	\$0							



SANTA MONICA COMMUNITY COLLEGE DISTRICT  
 MEASURE AA EXPENDITURES  
 FUND 42.4  
 As of June 30, 2015

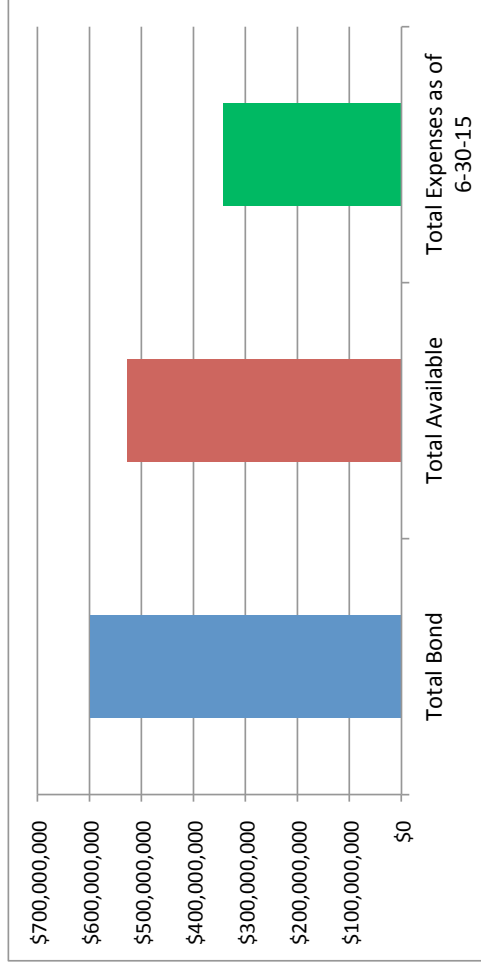
Projects											
	Budget	09/10 Final	10/11 Final	11/12 Final	12/13 Final	13/14 Final	14/15 Final	Combined Totals			
AA 7100153											
<b>Emergency Lighting, Fire Alarm, and Security System (119)</b>											
Supplies		\$0	\$0	\$0	\$0	\$2,348	\$0	\$2,348			\$2,348
Consultants		\$0	\$0	\$0	\$0	\$16	\$16	\$16			\$16
Telecom Fee		\$0	\$0	\$0	\$0	\$800	\$800	\$800			\$800
Maintenance Contract		\$0	\$0	\$648	\$0	\$39,700	\$0	\$40,348			\$40,348
Software Support		\$0	\$0	\$24,765	\$0	\$106,367	\$0	\$131,133			\$131,133
Other Contract Services		\$0	\$0	\$0	\$0	\$47,695	\$0	\$47,695			\$47,695
Building & Additions		\$0	\$0	\$0	\$0	\$110	\$2,648,866	\$2,648,976			\$2,648,976
Architect		\$0	\$0	\$0	\$0	\$0	\$18,925	\$18,925			\$18,925
Engineering		\$0	\$0	\$0	\$0	\$211,030	\$389,013	\$600,043			\$600,043
Inspection & Testing		\$0	\$0	\$0	\$0	\$0	\$0	\$0			\$0
Project Management		\$0	\$0	\$0	\$0	\$51,008	\$52,044	\$103,051			\$103,051
Cap Equipment		\$0	\$0	\$0	\$0	\$89,415	\$0	\$89,415			\$89,415
Non-Cap Equipment		\$0	\$0	\$6,087	\$0	\$392,586	\$8,348	\$407,022			\$407,022
<b>Total</b>		<b>\$0</b>	<b>\$0</b>	<b>\$31,500</b>	<b>\$0</b>	<b>\$940,259</b>	<b>\$3,118,012</b>	<b>\$4,089,772</b>			<b>\$4,089,772</b>
Project Budget	\$9,570,794										
Less Other Funding	\$0										
Net	\$9,570,794										
Actual Measure AA Expenditures	\$4,089,772										
Running Balance	\$5,481,022										
AA											
<b>Cost of Issuance (121)</b>											
Cost of Issuance		\$0	\$0	\$0	\$0	\$0	\$285,000	\$285,000			\$285,000
<b>Total</b>		<b>\$0</b>	<b>\$0</b>	<b>\$0</b>	<b>\$0</b>	<b>\$0</b>	<b>\$285,000</b>	<b>\$285,000</b>			<b>\$285,000</b>
Project Budget	\$500,000										
Less Other Funding	\$0										
Net	\$500,000										
Actual Measure AA Expenditures	\$285,000										
Running Balance	\$215,000										
<b>Grand Total</b>		<b>\$4,900,734</b>	<b>\$10,935,584</b>	<b>\$17,864,407</b>	<b>\$13,113,759</b>	<b>\$30,388,248</b>	<b>\$39,049,510</b>	<b>\$116,252,241</b>			<b>\$116,252,241</b>

SANTA MONICA COMMUNITY COLLEGE DISTRICT  
**Bond Sales / Expenses Report**  
 As of June 30, 2015

Measure U Bond \$160,000,000	Amount
Bond Issue Date	
2002	\$25,000,000
2004	\$21,999,971
2005	\$89,999,923
2007	\$11,999,987
2010	\$10,998,992
<b>Total Available</b>	<b>\$159,998,873</b>
Expenses as of 3-30-15	\$145,450,450
<b>Total Available Remaining</b>	<b>\$14,548,423</b>
Unsold Bond Amount	\$1,127
<b>Total Available as of 7-1-15</b>	<b>\$14,549,550</b>

Total Bond	\$598,500,000
Total Available	\$528,492,559
Total Expenses as of 6-30-15	\$343,327,691
Total Available Remaining	\$185,164,868
Total Unsold Bond	\$70,007,441

Measure S Bond \$143,500,000 (1)	Amount
Bond Issue Date	
2005	\$58,000,000
2007	\$8,500,000
2009	\$56,997,857
<b>Total Available</b>	<b>\$123,497,857</b>
Expenses as of 6-30-15	\$81,625,000
<b>Total Available Remaining</b>	<b>\$41,872,857</b>
Unsold Bond Amount	\$20,002,143
<b>Total Available as of 7-1-15</b>	<b>\$61,875,000</b>



Measure AA Bond \$295,000,000	Amount
Bond Issue Date	
2010	\$100,000,000
2014	\$144,995,829
<b>Total Available</b>	<b>\$244,995,829</b>
Expenses as of 6-30-15	\$116,252,241
<b>Total Available Remaining</b>	<b>\$128,743,588</b>
Unsold Bond Amount	\$50,004,171
<b>Total Available as of 7-1-15</b>	<b>\$178,747,759</b>

Interest	Measure U	Measure S	Measure AA
As of 6-30-15	\$6,681,152	\$9,795,885	\$3,884,032
Arbitrage Payment as of 6-30-15	\$0	\$420,007	\$0
<b>Available Interest as of 6-30-15</b>	<b>\$6,681,152</b>	<b>\$9,375,878</b>	<b>\$3,884,032</b>

Cost of Issuance Refund	Measure U	Measure S
As of 6-30-15	\$20,688	\$35,575

(1) Original Bond \$135,000,000.00, refunding on 2-15-07 received additional \$8,500,000.00

**SMC Bond Program  
Contractor List as of 6-30-2015**

Student Services (Measure U #0, Measure S #9, Measure AA #120):

Architect – Steinberg Architects, Morris Architects  
Contractor – Minco  
Engineering – IVA, Cogent Energy Engineering, XL Fire  
Inspection & Testing – Geo Labs, BTC Labs - Vertical V, Peak Survey, LPI  
Project Management – LPI

Replacement Health/PE/Fitness/Dance Building (Measure S #4, Measure AA #104):

Architect – Gensler Architects  
Contractor – Bernards Brothers  
Engineering – IVA, Glumac  
Inspection & Testing – Geo Labs, Ellis Environmental, Twining, Rango Inc.  
Project Management – LPI

Early Childhood Development (Measure S #5):

Architect – Carde Ten Architects  
Consultant – Child Educational Center  
Contractor – N/A  
Engineering – N/A  
Inspection & Testing – Geo Labs  
Project Management – LPI

Malibu Site (Measure S #6, Measure AA #110):

Architect – Quatro Design Group  
Contractor – N/A  
Consultant – m2 Strategic, Parker Environmental  
Engineering – Ensitu Services  
Inspection & Testing – Peak Surveys, Ellis Environmental, JL Inspection  
Project Management – LPI

Energy Efficiency Projects (Measure S #7, Measure AA #113):

Architect – N/A  
Contractor – Compass Energy Solutions, Johnson Controls  
Engineering – Compass Energy Solutions, Johnson Controls  
Inspection & Testing – Ellis Environmental

Environmental Performance (Measure AA #101):

Architect – Kishimoto Architects  
Contractor – N/A  
Engineering – P2S Engineering  
Inspection & Testing – Cannon, Peak Surveys  
Project Management – LPI

Information Technology Relocation (Measure AA #102):

Architect – Morris Architects  
Contractor – Minco, Bernards Brothers  
Engineering – IVA, P2S Engineering  
Inspection & Testing – Cannon, Peak Surveys, Geo Labs, Ellis Environmental,  
Twining, JL Inspection, Rango Inc.  
Project Management – LPI

Media and Technology Complex (Measure AA #103):

Architect – Clive Wilkinson Architects, Morris Architects  
Contractor – H.B. Parkco Construction, Fast Track Construction,  
CW Driver  
Consultant – EEG Services  
Engineering – IVA, P2S Engineering  
Inspection & Testing – Twining, Geo Labs, BTC Labs – Vertical V,  
JL Inspection, EEG Services, Ellis Environmental  
Project Management – LPI

Madison East Wing Seismic Upgrade (Measure AA #107):

Architect – DLR Group – WWCOT, LPI  
Contractor – Trimax, Bernards Brothers  
Engineering – IVA, Glumac  
Inspection & Testing – Twining, Peak Surveys, LPI, All Group Engineering,  
EEG Services, Ellis Environmental  
Project Management – LPI

Business & Facilities Infrastructure (Measure AA #111):

Architect – LPI, Gwynne Pugh Urban Studio  
Contractor – REC+S, Inc., Omega Construction,  
Concept Consultant, Inc.  
Engineering – N/A  
Inspection & Testing – Ellis Environmental, JL Inspection  
Project Management – LPI

Community Classroom & Facility Project (Measure AA #114)

Architect – Morris Architects  
Contractor – Waisman Construction, Spinitar, Trimax  
Engineering – IVA  
Inspection & Testing – LPI, Twining  
Project Management – LPI

Satellite Campus Parking Facilities and Roadway Improvements (Measure S #8)

Architect – N/A  
Contractor – N/A  
Engineering – MK Engineering Group  
Inspection & Testing – N/A  
Project Management – LPI

Roadways, walkways, Grounds, Parking Lots, and Garages (Measure AA #116)

Architect – LPI, DLR Group - WWCOT  
Contractor – Trimax, Pub Construction  
Consultant – Walker Parking  
Engineering – MK Engineering  
Inspection & Testing – Ellis Environmental, Peak Surveys, LPI  
Project Management – LPI

Emergency Lighting, Fire Alarm, and Security System (Measure AA #119)

Architect – N/A  
Contractor – Red Hawk Fire and Security, Nexus  
Consultant – IVA  
Engineering – MDC Engineers  
Inspection & Testing – Rango Inc.  
Project Management – LPI

Signage Safety/Information (Measure S #15)

Architect – N/A  
Contractor – Sign Excellence  
Consultant – APCO  
Engineering – N/A  
Inspection & Testing – N/A  
Project Management – LPI