



Santa Monica Community College District
Citizens' Bond Oversight Committee
MEETING – APRIL 15, 2015
AGENDA

A meeting of the Santa Monica Community College District Citizens' Bond Oversight Committee will be held on Wednesday, **April 15, 2015 at 8 a.m.**

The meeting will be held in Drescher Hall 300-E (the Loft) at Santa Monica College, 1900 Pico Boulevard, Santa Monica, California.

I. CALL TO ORDER

2. ROLL CALL

Heather Anderson, Chair
Katherine Reuter, Vice-Chair
Michael Dubin
Jeffrey Graham
Rizwan Rashid
Sion Roy
Sonya Sultan
Sam Zivi

3. APPROVAL OF MINUTES

Citizens' Bond Oversight Committee meeting of January 21, 2015 (*attached*)

4. REPORTS and DISCUSSION (*reports enclosed*)

- Presentation: Student Services Building
- SMC Bond Capital Construction Budget Summary as of December 31,2014
- Bond Budgets
 - Measure U
 - Measure S
 - Measure AA
- Measure U Reports
 - Project Schedule
 - Expenditures
- Measure S Reports
 - Project Schedule
 - Expenditures
- Measure AA Reports
 - Project Schedule
 - Expenditures
- Bond Sales/Expenses Report
- SMC Bond Program Contractor List

5. INFORMATION – Expiring terms of members of the Citizens’ Bond Oversight Committee

The terms of the following members of the Citizens’ Bond Oversight Committee are expiring effective July 1, 2015 and are eligible for reappointment for a second two-year term:

Michael Dubin
Sonya Sultan
Sion Roy

The student representative will be selected in September.

The term of the following members of the Citizens’ Bond Oversight Committee is expiring effective July 1, 2015 and is not eligible for reappointment for another two-year term:

Heather Anderson

The Board of Trustees will follow a recruitment and application process to appoint/reappoint members to fill the vacancies.

6. PUBLIC COMMENTS

7. SCHEDULE OF MEETINGS, 2015-2016

Wednesdays at 8 a.m.
July 15, 2015
October 21, 2015
January 20, 2016
April 20, 2016

8. ADJOURNMENT

The next meeting of the Citizens’ Bond Oversight Committee will be held on Wednesday, July 15, 2015 at 8 a.m. Drescher Hall 300-E (the Loft) at Santa Monica College.



A meeting of the Santa Monica Community College District Citizens' Bond Oversight Committee was held on Wednesday, January 21, 2015 in Drescher Hall Room 300-E (the Loft) at Santa Monica College, 1900 Pico Boulevard, Santa Monica, California.

1. CALL TO ORDER - 8:01 a.m.

2. ROLL CALL

Heather Anderson, Chair – Not Present
Michael Dubin – Present
Jeffrey Graham - Present
Rizwan Rashid – Not Present
Katherine Reuter – Present
Sion Roy – Present
Sonya Sultan – Present
Sam Zivi – Present

Others Present:

Chris Bonvenuto, Chief Director, Business Services
Greg Brown, Director of Facilities and Planning
Don Girard, Senior Director, Government Relations/Institutional Communications
Lee Paul, LPI
Lisa Rose, Citizens' Bond Oversight Committee Coordinator
Charlie Yen, Director, Contracts

3. APPROVAL OF MINUTES – October 15, 2014

Motion was made by Sam Zivi and seconded by Sion Roy to approve the minutes of Citizen's Bond Oversight Committee meeting on October 15, 2014. *The minutes were approved by acclamation.*

4. CONFLICT OF INTEREST FORMS

Members were reminded to sign and submit their Conflict of Interest forms for 2015.

5. REPORTS and DISCUSSION

SMC Bond Construction Projects Update

Projects in Construction

- Information Technology Building: The second phase (remodeling of the old media center) south of Library on Pearl Street should be completed in February 2015.
- Health/P.E./Fitness/Central Plant: This new three-story building will replace the old locker room and should be completed by fall 2016.
- Academy of Entertainment and Technology: This project includes a new parking structure, and two new buildings – one for KCRW and one for the academic program. Construction will continue through the end of 2015.

- Performing Arts Center East Wing: This a new two-story building east of the Broad Stage and should be completed around the end of 2015.

Projects in Planning

- Student Services Building: The design stage for this project should be completed and sent to the Division of State Architect (DSA) by March 2015. Most likely, the project will be in DSA for one year; construction will take about two years. A presentation planned for the Board of Trustees meeting in February will be made at the next Citizens’ Bond Oversight Committee meeting in April.
- Malibu Center: The District continues to work through the planning and approval process with the City of Malibu and Los Angeles County. The project is now in DSA for review and should be out no later than summer.
- Early Childhood Education Center: This is a laboratory school located on the Civic Center property for SMC students to be operated by a third party for children in the community (enrollment of 106 children). The college is working with the City of Santa Monica on this project and will be going through various stages of approval on the building. A presentation made to the Board of Trustees in December 2014 will be made at the next Citizens’ Bond Oversight Committee in April.

Measure U, S and AA and Bond Sales Expenses Reports (reports included with agenda)

- Since the last meeting, the District sold \$145 million worth of Measure AA Series B bonds to cover construction expenditures in the next three years. The District recently received a bond rating of Aa2 (Moody’s) and AA (Standard and Poor’s).
- Measure U: Total Measure U expenditures last period were \$518,458; total remaining funds are \$16,375,382. Remaining Measure U funds will be used for the Student Services Project.
- Measure S: Total expenditures last period were \$246,266 total remaining funds are \$68,373,736. Remaining Measure S funds will be used for the Early Childhood Education Center, Health/P.E./Fitness/Central Plant project, Malibu, and the Student Services Project.
- Measure AA: Total expenditures last period were \$11,017,050; total remaining funds are \$205,581,726. Remaining Measure AA funds will be used for the Academy of Entertainment and Technology, Information Technology, Health/P.E./Fitness/Central Plant Project, Madison East Wing, the Student Services Project, and security projects.
- The *Bond Sales/Expenses Report* indicates total bond amounts, bond issue dates/amounts, unsold bond amount and total available as of December 31 2014.

Total Bond	\$598,500,000
Total Available	\$528,492,559
Total Expenses	\$308,169,156
Total Available Remaining	\$220,343,403
Total Unsold Bond	\$ 70,007,441

- 2013-2014 Prop 39 Financial Audit and Performance Audit Reports
Renée Graves and Sara Banta, representing the District's auditing firm of Vicenti Lloyd & Stutzman, LLP provided an overview of the 2013-2014 Prop. 39 Financial Audit and Performance Audit Reports. The Auditor indicated that there were no instances of noncompliance in both audits and did not identify any exceptions or deficiencies. Both audits will be presented to the Board of Trustees along with the District's Audit Report at the Board meeting on February 3, 2015.
- The *SMC Bond Construction Program Contractor List* as of December 31, 2014 was presented for information.
- Current information on all bond construction projects is available at:
<http://smcbondprogram.com/>

6. SCHEDULE OF MEETINGS, 2014-2015

Wednesdays at 8 a.m.

April 15, 2015

7. ADJOURNMENT – 9:23 a.m.

The next meeting of the Citizens' Bond Oversight Committee will be held on Wednesday, April 15, 2015 at 8 a.m. in Drescher Hall 300-E (the Loft) at Santa Monica College, 1900 Pico Boulevard, Santa Monica, California.

Santa Monica College Bond Capital Construction Budget Summary as of 3-31-2015

Project Number	Project Name	Measure U Budget	Measure S Budget	Measure AA Budget	Other Funding Received *	Other Funding Pending **	Total Budget	Estimate at Completion	Status	Bond Funds Remaining
U-A	Purchase of BAE Airport Site	\$30,280,878					\$30,280,878	\$30,280,878	Completed	\$0
U-B	Emeritus College Facility	\$8,909,940			\$693,842		\$9,603,782	\$9,603,782	Completed	\$0
U-C	Purchase of 1738 Pearl Street	\$749,208					\$749,208	\$749,208	Completed	\$0
U-D	PE Temp. Bldg. Replacement	\$2,797,033					\$2,797,033	\$2,797,033	Completed	\$0
U-E	Remodel Library Village for Math	\$1,458,690					\$1,458,690	\$1,458,690	Completed	\$0
U-F	SM Airport Campus Site Improvements	\$4,170,264					\$4,170,264	\$4,170,264	Completed	\$0
U-G	SM Airport Campus West Building	\$19,709,741					\$19,709,741	\$19,709,741	Completed	\$0
U-H	Theater Arts Renovation	\$19,544,314					\$19,544,314	\$19,544,314	Completed	\$0
U-I	Earthquake Rpl. Liberal Arts North	\$6,505,400			\$6,002,325		\$12,507,725	\$12,507,725	Completed	\$0
U-K	Earthquake Rpl. Liberal Arts South	\$6,108,150			\$10,625,070		\$16,733,220	\$16,733,220	Completed	\$0
U-L	Shuttle Replacement Parking	\$18,969,509					\$18,969,509	\$18,969,509	Completed	\$0
U-M	North Quad Plaza	\$11,388,463					\$11,388,463	\$11,388,463	Completed	\$0
U-Q	Infrastructure & Safety	\$4,003,084					\$4,003,084	\$4,003,084	Completed	\$0
U-R	Restroom Improvements	\$17,501					\$17,501	\$17,501	Completed	\$0
S-1	Athletic Fields Phase I, Corsair Field	\$4,372,535			\$67,530		\$4,440,065	\$4,440,065	Completed	\$0
S-1A	Athletic Fields Phase I, John Adams	\$2,969,807					\$2,969,807	\$2,969,807	Completed	\$0
S-10	Pico Promenade Improvements, Phase I	\$1,018,009					\$1,018,009	\$1,018,009	Completed	\$0
S-13	Adv. Architecture Related Exp for AA	\$0					\$0	\$0	Completed	\$0
AA-114	Community Classroom & Facility Projects			\$3,162,183			\$3,162,183	\$3,162,183	Completed	\$0
U-T	14th and Pico Project	\$319,242					\$319,242	\$319,242	Completed	\$0
U-N	Letters & Sci Demo/Restore	\$0					\$0	\$0	Completed	\$0
S-14, AA-115	Real Property Acquisition		\$45,597	\$14,802,902			\$14,848,499	\$14,848,499	Completed	\$0
AA-108	Renovation of Corsair Stadium			\$35,299			\$35,299	\$35,299	Completed	\$0
S-2	Performing Arts Complex	\$37,697,625			\$2,992,576		\$40,690,201	\$40,690,201	Completed	\$0
U-J	Music Complex	\$2,011,371			\$2,618,113		\$4,629,484	\$4,629,484	Completed	\$0
S-3, AA-109	Career Opportunity Center			\$0			\$0	\$0	Completed	\$0
AA-118	Infrastructure & Technology - Utility			\$27,753			\$27,753	\$27,753	Completed	\$0
AA-102	Infrastructure & Technology - Information Technology Relocation			\$19,866,324			\$19,866,324	\$19,866,324	In Construction	\$867,982
AA-103	Media and Technology Complex - Academy Site			\$83,118,669	\$920,662	\$5,882,750	\$89,922,081	\$89,922,081	In Construction	\$46,476,668
AA-111	Business & Facilities Infrastructure			\$2,000,000			\$2,000,000	\$2,000,000	In Construction	\$32,981
AA-117	Infrastructure & Technology - Technology			\$2,512,181			\$2,512,181	\$2,512,181	In Construction	\$101,126
AA-107	Madison East Wing Seismic Upgrade			\$23,016,844			\$23,016,844	\$23,016,844	In Construction	\$16,296,741
S-4, AA-104	Replacement Health/PE/Fitness Central Plant Building		\$11,603,383	\$37,983,249			\$49,586,632	\$49,586,632	In Construction	\$40,722,757
AA-119	Emergency Lighting, Fire Alarm, and Security System		\$4,775,000	\$9,570,794			\$9,570,794	\$9,570,794	In Construction	\$8,241,456
S-8, AA-116	Satellite Campus Parking Facilities and Roadway			\$2,535,375			\$7,310,375	\$7,310,375	In Design	\$1,305,839
AA-101	Environmental Performance - Central Plant Connections			\$9,486,271			\$9,486,271	\$9,486,271	In Design	\$8,609,006
S-5	Early Childhood Development/Childcare		\$7,000,000		\$1,858,578	\$4,318,000	\$13,176,578	\$13,176,578	In Design	\$6,511,143
S-6, AA-110	Malibu Site Acquisition and Facility		\$25,000,000	\$1,775,991			\$26,775,991	\$26,775,991	In Design	\$19,765,550
U-O, S-9, AA-120	Student Services Building	\$20,638,446	\$46,692,750	\$25,177,143	\$17,353,783		\$109,862,122	\$109,862,122	In Design	\$71,741,621
S-15	Signage Safety/Information		\$606,223				\$606,223	\$606,223	In Design	\$355,368
S-7, AA-113	Energy Efficiency Projects		\$293,361	\$6,149,140	\$708,637		\$7,151,138	\$7,151,138	In Design	\$3,142,705
S-12	Other Bond Related Expenses		\$609,282				\$609,282	\$609,282	In Design	\$311,069
U-S, S-11, AA-112	Master Planning	\$2,110,430	\$716,428	\$750,000			\$3,576,858	\$3,576,858	In Design	\$673,835
U-P, AA-106	Replacement Math and Science Extension Building	\$308,336		\$43,818,000		\$43,818,000	\$87,944,336	\$87,944,336	In Design	\$43,813,050
AA-105	Drescher - Academic Modernization, Bookstore, Pico Promenade II			\$8,711,882			\$8,711,882	\$8,711,882	In Design	\$8,706,800
S-16, AA-212	Cost of Issuance		\$100,000	\$500,000			\$600,000	\$600,000	In Design	\$315,000
Project Totals		\$160,000,000	\$143,500,000	\$295,000,000	\$43,841,116	\$54,018,750	\$696,359,866	\$696,359,866		\$277,990,697

* City of SM: \$10,206,823; FEMA: \$1,962,572; State: \$5,779,000; Prop T: 2,618,113; DWP: \$86,245; SCE: \$601,660; Gas Co.: \$88,262; Madison Foundation: \$2,992,576;

KCRW: \$920,662; Emeritus College Foundation: \$693,842; Bond Interest: \$17,891,361

** City of SM: 4,318,000; KCRW: \$5,882,750; State: \$43,818,000

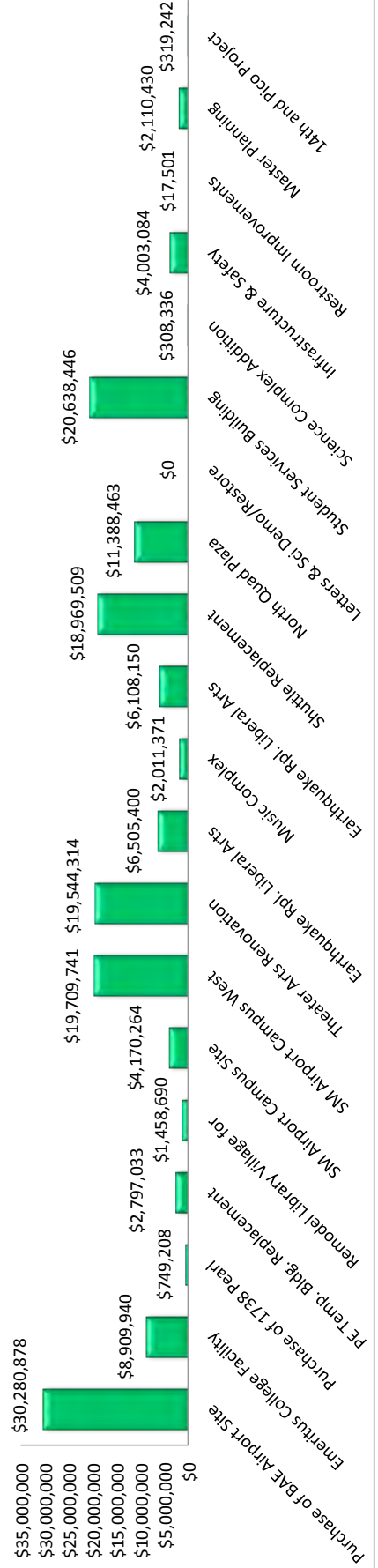
SANTA MONICA COMMUNITY COLLEGE DISTRICT

Measure U Bond Budget

As of March 31, 2015

Project Name	Completion	Project Budget	Measure U Allocation	Other Funding	Measure U Expenditures as of 3/31/15	Measure U Expenditures as of 12/31/14	Measure U Expenditures Last Period	Total Measure U Remaining
A Purchase of BAE Airport Site	Completed	\$30,280,878	\$30,280,878	\$0	\$30,280,878	\$30,280,878	\$0	\$0
B Emeritus College Facility	Completed	\$9,603,782	\$8,909,940	\$693,842	\$8,909,940	\$8,909,940	\$0	\$0
C Purchase of 1738 Pearl Street	Completed	\$749,208	\$749,208	\$0	\$749,208	\$749,208	\$0	\$0
D PE Temp. Bldg. Replacement	Completed	\$2,797,033	\$2,797,033	\$0	\$2,797,033	\$2,797,033	\$0	\$0
E Remodel Library Village for Math	Completed	\$1,458,690	\$1,458,690	\$0	\$1,458,690	\$1,458,690	\$0	\$0
F SM Airport Campus Site Improvements	Completed	\$4,170,264	\$4,170,264	\$0	\$4,170,264	\$4,170,264	\$0	\$0
G SM Airport Campus West Building	Completed	\$19,709,741	\$19,709,741	\$0	\$19,709,741	\$19,709,741	\$0	\$0
H Theater Arts Renovation	Completed	\$19,544,314	\$19,544,314	\$0	\$19,544,314	\$19,544,314	\$0	\$0
I Earthquake Rpl. Liberal Arts North	Completed	\$12,507,725	\$6,505,400	\$6,002,325	\$6,505,400	\$6,505,400	\$0	\$0
J Music Complex	Completed	\$4,629,484	\$2,011,371	\$2,618,113	\$2,011,371	\$2,011,371	\$0	\$0
K Earthquake Rpl. Liberal Arts South	Completed	\$16,733,220	\$6,108,150	\$10,625,070	\$6,108,150	\$6,108,150	\$0	\$0
L Shuttle Replacement Parking	Completed	\$18,969,509	\$18,969,509	\$0	\$18,969,509	\$18,969,509	\$0	\$0
M North Quad Plaza	Completed	\$11,388,463	\$11,388,463	\$0	\$11,388,463	\$11,388,463	\$0	\$0
N Letters & Sci Demo/Restore	Completed	\$0	\$0	\$0	\$0	\$0	\$0	\$0
O Student Services Building	May 2018	\$109,862,122	\$20,638,446	\$89,223,676	\$5,270,940	\$4,263,064	\$1,007,876	\$15,367,506
P Science Complex Addition	Completed	\$87,944,336	\$308,336	\$87,636,000	\$308,336	\$308,336	\$0	\$0
Q Infrastructure & Safety	Completed	\$4,003,084	\$4,003,084	\$0	\$4,003,084	\$4,003,084	\$0	\$0
R Restroom Improvements	Completed	\$17,501	\$17,501	\$0	\$17,501	\$17,501	\$0	\$0
S Master Planning	Completed	\$2,110,430	\$2,110,430	\$0	\$2,110,430	\$2,110,430	\$0	\$0
T 14th and Pico Project	Completed	\$319,242	\$319,242	\$0	\$319,242	\$319,242	\$0	\$0
Project Totals		\$356,799,026	\$160,000,000	\$196,799,026	\$144,632,494	\$143,624,618	\$1,007,876	\$15,367,506

Measue U Allocation



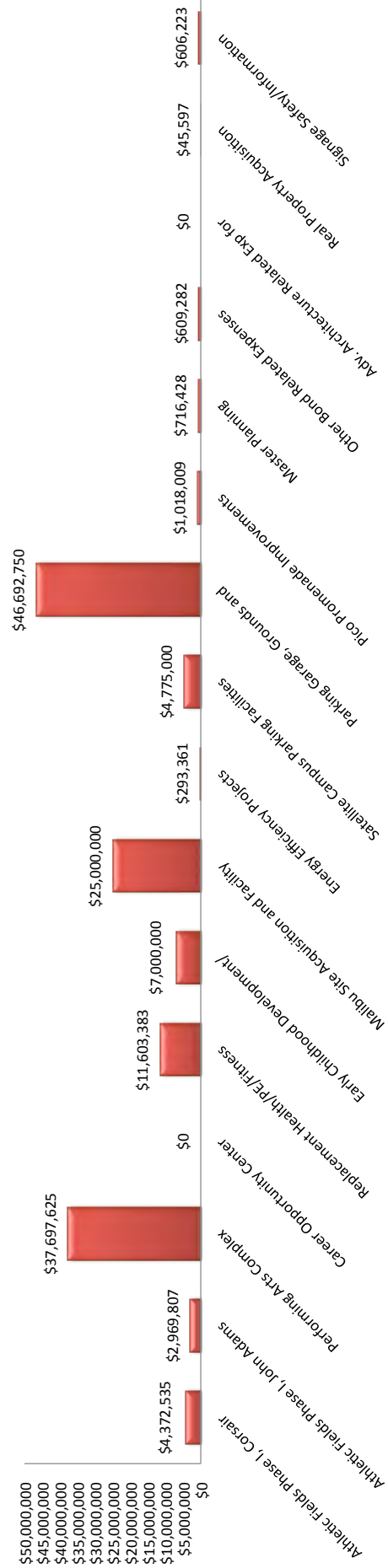
SANTA MONICA COMMUNITY COLLEGE DISTRICT
Measure U Bond Budget History
as of March 31, 2015

	Project Name	Completion	Preliminary Measure U Budget	Measure U Budget as of 12/31/14	Measure U Budget as of 3/31/15	Variance	Measure U Remaining as of 3/31/15
A	Purchase of BAE Airport Site	Completed	\$30,000,000	\$30,280,878	\$30,280,878	\$0	\$0
B	Emeritus College Facility	Completed	\$8,883,381	\$8,909,940	\$8,909,940	\$0	\$0
C	Purchase of 1738 Pearl Street	Completed	\$749,208	\$749,208	\$749,208	\$0	\$0
D	PE Temp. Bldg. Replacement	Completed	\$2,673,247	\$2,797,033	\$2,797,033	\$0	\$0
E	Remodel Library Village for Math	Completed	\$1,425,565	\$1,458,690	\$1,458,690	\$0	\$0
F	SM Airport Campus Site Improvements	Completed	\$6,200,000	\$4,170,264	\$4,170,264	\$0	\$0
G	SM Airport Campus West Building	Completed	\$20,071,124	\$19,709,741	\$19,709,741	\$0	\$0
H	Theater Arts Renovation	Completed	\$16,992,296	\$19,544,314	\$19,544,314	\$0	\$0
I	Earthquake Rpl. Liberal Arts North	Completed	\$5,352,752	\$6,505,400	\$6,505,400	\$0	\$0
J	Music Complex	Completed	\$4,802,537	\$2,011,371	\$2,011,371	\$0	\$0
K	Earthquake Rpl. Liberal Arts South	Completed	\$2,863,566	\$6,108,150	\$6,108,150	\$0	\$0
L	Shuttle Replacement Parking	Completed	\$17,256,000	\$18,969,509	\$18,969,509	\$0	\$0
M	North Quad Plaza	Completed	\$3,939,759	\$11,388,463	\$11,388,463	\$0	\$0
N	Letters & Sci Demo/Restore	Completed	\$1,192,250	\$0	\$0	\$0	\$0
O	Student Services Building	May 2018	\$23,952,004	\$20,638,446	\$20,638,446	\$0	\$15,367,506
P	Science Complex Addition	Completed	\$10,613,910	\$308,336	\$308,336	\$0	\$0
Q	Infrastructure & Safety	Completed	\$5,000,000	\$4,003,084	\$4,003,084	\$0	\$0
R	Restroom Improvements	Completed	\$400,000	\$17,501	\$17,501	\$0	\$0
S	Master Planning	Completed	\$500,000	\$2,110,430	\$2,110,430	\$0	\$0
T	14th and Pico Project	Completed	\$14,662,000	\$319,242	\$319,242	\$0	\$0
	Project Totals		\$177,529,599	\$160,000,000	\$160,000,000	\$0	\$15,367,506

SANTA MONICA COMMUNITY COLLEGE DISTRICT
Measure S Bond Budget
 As of March 31, 2015

Project Name	Completion	Project Budget	Measure S Allocation	Other Funding	Measure S Expenditures as of 3/31/15	Measure S Expenditures as of 12/31/14	Measure S Expenditures Last Period	Total Measure S Remaining
1 Athletic Fields Phase I, Corsair Field	Completed	\$4,440,065	\$4,372,535	\$67,530	\$4,372,535	\$4,372,535	\$0	\$0
1A Athletic Fields Phase I, John Adams	Completed	\$2,969,807	\$2,969,807	\$0	\$2,969,807	\$2,969,807	\$0	\$0
2 Performing Arts Complex	Completed	\$40,690,201	\$37,697,625	\$2,992,576	\$37,697,625	\$37,697,625	\$0	\$0
3 Career Opportunity Center	Completed	\$0	\$0	\$0	\$0	\$0	\$0	\$0
4 Replacement Health/PE/Fitness Building	August 2016	\$49,586,632	\$11,603,383	\$37,983,249	\$3,369,699	\$790,589	\$2,579,110	\$8,233,684
5 Early Childhood Development/Childcare	July 2018	\$13,176,578	\$7,000,000	\$6,176,578	\$488,857	\$389,875	\$98,982	\$6,511,143
6 Malibu Site Acquisition and Facility	November 2017	\$26,775,991	\$25,000,000	\$1,775,991	\$7,010,441	\$6,939,902	\$70,539	\$17,989,559
7 Energy Efficiency Projects	Completed	\$510,683	\$293,361	\$217,322	\$293,361	\$293,361	\$0	\$0
8 Satellite Campus Parking Facilities and Roadway Improvements	On-Going	\$7,310,375	\$4,775,000	\$2,535,375	\$3,873,866	\$3,870,129	\$3,737	\$901,134
9 Parking Garage, Grounds and Equipment - Student Services	May 2018	\$109,862,122	\$46,692,750	\$63,169,372	\$15,495,778	\$15,487,375	\$8,403	\$31,196,972
10 Pico Promenade Improvements	Completed	\$1,018,009	\$1,018,009	\$0	\$1,018,009	\$1,018,009	\$0	\$0
11 Master Planning	Completed	\$716,428	\$716,428	\$0	\$716,428	\$716,428	\$0	\$0
12 Other Bond Related Expenses	On-Going	\$662,764	\$609,282	\$0	\$298,213	\$288,208	\$10,005	\$311,069
13 Adv. Architecture Related Exp for AA	Completed	\$0	\$0	\$0	\$0	\$0	\$0	\$0
14 Real Property Acquisition	Completed	\$45,597	\$45,597	\$0	\$45,597	\$45,597	\$0	\$0
15 Signage Safety/Information	On-Going	\$606,223	\$606,223	\$0	\$250,855	\$246,824	\$4,031	\$355,368
16 Cost of Issuance	On-Going	\$100,000	\$100,000	\$0	\$0	\$0	\$0	\$100,000
Project Totals		\$258,471,475	\$143,500,000	\$114,917,993	\$77,901,071	\$75,126,264	\$2,774,807	\$65,598,929

Measure S Allocation

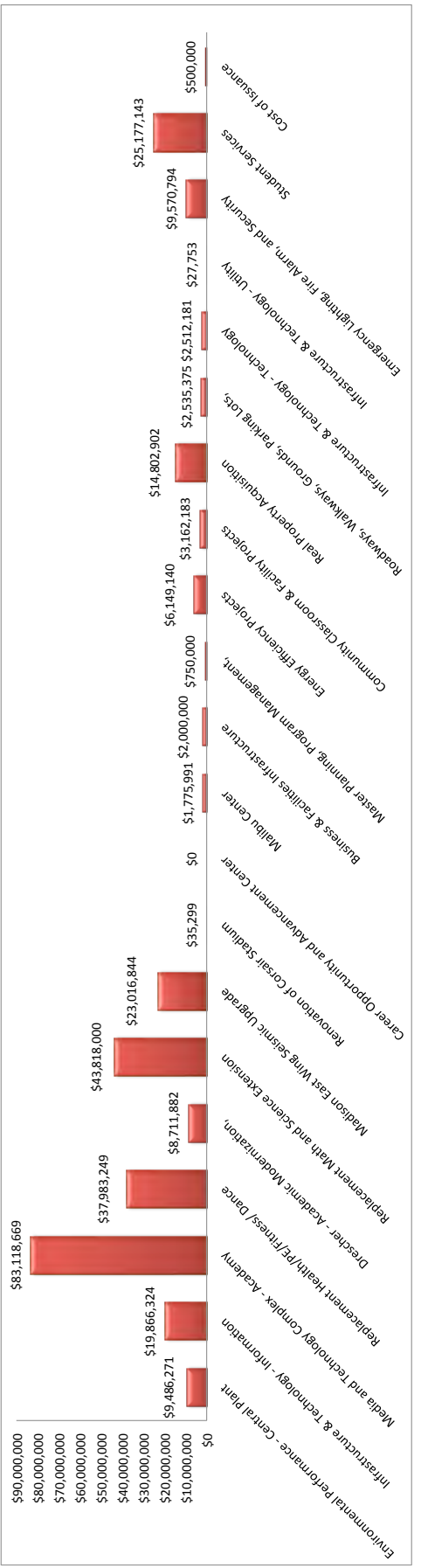


SANTA MONICA COMMUNITY COLLEGE DISTRICT
Measure S Bond Budget History
as of March 31, 2015

	Project Name	Completion	Preliminary Measure S Budget	Measure S Budget as of 12/31/14	Measure S Budget as of 3/31/15	Variance	Measure S Remaining as of 3/31/15
1	Athletic Fields Phase I, Corsair Field	Completed	\$1,800,000	\$4,372,535	\$4,372,535	\$0	\$0
1A	Athletic Fields Phase I, John Adams	Completed	\$35,200,000	\$2,969,807	\$2,969,807	\$0	\$0
2	Performing Arts Complex	Completed	\$24,000,000	\$37,697,625	\$37,697,625	\$0	\$0
3	Career Opportunity Center	Completed	\$20,000,000	\$0	\$0	\$0	\$0
4	Replacement Health/PE/Fitness Building	August 2016	\$20,000,000	\$11,603,383	\$11,603,383	\$0	\$8,233,684
5	Early Childhood Development/Childcare	July 2018	\$7,000,000	\$7,000,000	\$7,000,000	\$0	\$6,511,143
6	Malibu Site Acquisition and Facility	November 2017	\$25,000,000	\$25,000,000	\$25,000,000	\$0	\$17,989,559
7	Energy Efficiency Projects	Completed	\$2,000,000	\$293,361	\$293,361	\$0	\$0
8	Satellite Campus Parking Facilities and Roadway Improvements	On-Going	\$0	\$4,775,000	\$4,775,000	\$0	\$901,134
9	Parking Garage, Grounds and Equipment - Student Services	May 2018	\$0	\$46,692,750	\$46,692,750	\$0	\$31,196,972
10	Pico Promenade Improvements, Phase I	Completed	\$0	\$1,018,009	\$1,018,009	\$0	\$0
11	Master Planning	Completed	\$0	\$716,428	\$716,428	\$0	\$0
12	Other Bond Related Expenses	On-Going	\$0	\$609,282	\$609,282	\$0	\$311,069
13	Adv. Architecture Related Exp for AA	Completed	\$0	\$0	\$0	\$0	\$0
14	Real Property Acquisition	Completed	\$0	\$45,597	\$45,597	\$0	\$0
15	Signage Safety/Information	On-Going	\$0	\$606,223	\$606,223	\$0	\$355,368
16	Cost of Issuance	On-Going	\$0	\$100,000	\$100,000	\$0	\$100,000
	Project Totals		\$135,000,000	\$143,500,000	\$143,500,000	\$0	\$65,598,929

SANTA MONICA COMMUNITY COLLEGE DISTRICT
Measure AA Bond Budget
As of March 31, 2015

Project Name	Completion	Project Budget	Measure AA Allocation	Other Funding	Measure AA Expenditures as of 3/31/15	Measure AA Expenditures as of 12/31/14	Measure AA Expenditures Last Period	Total Measure AA Remaining
101 Environmental Performance - Central Plant Connections	August 2016	\$9,486,271	\$9,486,271	\$0	\$877,265	\$869,554	\$7,711	\$8,609,006
102 Infrastructure & Technology - Information Technology Relocation	May 2015	\$19,866,324	\$19,866,324	\$0	\$18,998,342	\$16,876,444	\$2,121,898	\$867,982
103 Media and Technology Complex - Academy Site	March 2016	\$89,922,081	\$83,118,669	\$6,803,412	\$36,642,001	\$32,877,749	\$3,764,252	\$46,476,668
104 Replacement Health/PE/Fitness/ Dance Building with Central Plant	August 2016	\$47,586,632	\$37,983,249	\$9,603,383	\$5,494,176	\$5,090,797	\$403,379	\$32,489,073
105 Drescher - Academic Modernization, Bookstore, Pico Promenade	June 2018	\$8,711,882	\$8,711,882	\$0	\$5,082	\$5,082	\$0	\$8,706,800
106 Replacement Math and Science Extension Building	June 2020	\$87,944,336	\$43,818,000	\$44,126,336	\$4,950	\$4,950	\$0	\$43,813,050
107 Madison East Wing Seismic Upgrade	January 2016	\$23,016,844	\$23,016,844	\$0	\$6,720,103	\$4,583,869	\$2,136,234	\$16,296,741
108 Renovation of Corsair Stadium	Completed	\$35,299	\$35,299	\$0	\$35,299	\$35,299	\$0	\$0
109 Career Opportunity and Advancement Center (Bundy)	Completed	\$0	\$0	\$0	\$0	\$0	\$0	\$0
110 Malibu Center	November 2017	\$26,775,991	\$1,775,991	\$25,000,000	\$0	\$0	\$0	\$1,775,991
111 Business & Facilities Infrastructure	On-Going	\$2,000,000	\$2,000,000	\$0	\$1,967,019	\$1,964,090	\$2,929	\$32,981
112 Master Planning, Program Management, Overhead	On-Going	\$750,000	\$750,000	\$0	\$76,165	\$76,165	\$0	\$673,835
113 Energy Efficiency Projects	On-Going	\$6,640,455	\$6,149,140	\$491,315	\$3,006,435	\$3,013,728	-\$7,293	\$3,142,705
114 Community Classroom & Facility Projects	Completed	\$3,162,183	\$3,162,183	\$0	\$3,162,183	\$3,162,183	\$0	\$0
115 Real Property Acquisition	Completed	\$14,802,902	\$14,802,902	\$0	\$14,802,902	\$14,802,902	\$0	\$0
116 Roadways, Walkways, Grounds, Parking Lots, and Garages	On-Going	\$7,310,375	\$2,535,375	\$4,775,000	\$2,130,670	\$2,130,670	\$0	\$404,705
117 Infrastructure & Technology - Technology	On-Going	\$2,512,181	\$2,512,181	\$0	\$2,411,055	\$2,355,498	\$55,557	\$101,126
118 Infrastructure & Technology - Utility	Completed	\$27,753	\$27,753	\$0	\$27,753	\$27,753	\$0	\$0
119 Emergency Lighting, Fire Alarm, and Security System	On-Going	\$9,570,794	\$9,570,794	\$0	\$1,329,338	\$1,256,541	\$72,797	\$8,241,456
120 Student Services	May 2018	\$109,862,122	\$25,177,143	\$86,684,979	\$0	\$0	\$0	\$25,177,143
121 Cost of Issuance	On-Going	\$500,000	\$500,000	\$0	\$285,000	\$285,000	\$0	\$215,000
Project Totals		\$469,984,425	\$295,000,000	\$177,484,425	\$97,975,738	\$89,418,274	\$8,557,464	\$197,024,262



SANTA MONICA COMMUNITY COLLEGE DISTRICT
Measure AA Bond Budget History
as of March 31, 2015

	Project Name	Completion	Preliminary Measure AA Budget	Measure AA Budget as of 12/31/14	Measure AA Budget as of 3/31/15	Variance	Measure AA Remaining as of 3/31/15
101	Environmental Performance - Central Plant Connections	August 2016	\$12,034,042	\$9,486,271	\$9,486,271	\$0	\$8,609,006
102	Infrastructure & Technology - Information Technology Relocation	May 2015	\$13,287,218	\$19,866,324	\$19,866,324	\$0	\$867,982
103	Media and Technology Complex - Academy Site	March 2016	\$57,480,824	\$83,118,669	\$83,118,669	\$0	\$46,476,668
104	Replacement Health/PE/Fitness/ Dance Building with Central Plant	August 2016	\$29,232,317	\$37,983,249	\$37,983,249	\$0	\$32,489,073
105	Drescher - Academic Modernization, Bookstore, Pico Promenade II	June 2018	\$34,026,480	\$8,711,882	\$8,711,882	\$0	\$8,706,800
106	Replacement Math and Science Extension Building	June 2020	\$68,259,000	\$43,818,000	\$43,818,000	\$0	\$43,813,050
107	Madison East Wing Seismic Upgrade	December 2015	\$6,146,000	\$23,016,844	\$23,016,844	\$0	\$16,296,741
108	Renovation of Corsair Stadium	Completed	\$11,203,000	\$35,299	\$35,299	\$0	\$0
109	Career Opportunity and Advancement Center (Bundy)	Completed	\$32,384,000	\$0	\$0	\$0	\$0
110	Malibu Center	November 2017	\$6,069,031	\$1,775,991	\$1,775,991	\$0	\$1,775,991
111	Business & Facilities Infrastructure	On-Going	\$17,506,952	\$2,000,000	\$2,000,000	\$0	\$32,981
112	Master Planning, Program Management, Overhead	On-Going	\$2,000,000	\$750,000	\$750,000	\$0	\$673,835
113	Energy Efficiency Projects	On-Going	\$5,371,136	\$6,149,140	\$6,149,140	\$0	\$3,142,705
114	Community Classroom & Facility Projects	Completed	\$0	\$3,162,183	\$3,162,183	\$0	\$0
115	Real Property Acquisition	Completed	\$0	\$14,802,902	\$14,802,902	\$0	\$0
116	Roadways, Walkways, Grounds, Parking Lots, and Garages	On-Going	\$0	\$2,535,375	\$2,535,375	\$0	\$404,705
117	Infrastructure & Technology - Technology	On-Going	\$0	\$2,512,181	\$2,512,181	\$0	\$101,126
118	Infrastructure & Technology - Utility	Completed	\$0	\$27,753	\$27,753	\$0	\$0
119	Emergency Lighting, Fire Alarm, and Security System	On-Going	\$0	\$9,570,794	\$9,570,794	\$0	\$8,241,456
120	Student Services	May 2018	\$0	\$25,177,143	\$25,177,143	\$0	\$25,177,143
121	Cost of Issuance	On-Going	\$0	\$500,000	\$500,000	\$0	\$215,000
	Project Totals		\$295,000,000	\$295,000,000	\$295,000,000	\$0	\$197,024,262

Measure U Project Schedule

As of March 31, 2015

	Project Name	Completion	2014	2015	2016	2017	2018
A	Purchase of BAE Airport Site	Completed					
B	Emeritus College Facility	Completed					
C	Purchase of 1738 Pearl Street	Completed					
D	PE Temp. Bldg. Replacement	Completed					
E	Remodel Library Village for Math	Completed					
F	SM Airport Campus Site Improvements	Completed					
G	SM Airport Campus West Building	Completed					
H	Theater Arts Renovation	Completed					
I	Earthquake Rpl. Liberal Arts North	Completed					
J	Music Complex	Completed					
K	Earthquake Rpl. Liberal Arts South	Completed					
L	Shuttle Replacement Parking	Completed					
M	North Quad Plaza	Completed					
N	Letters & Sci Demo/Restore	Completed					
O	Student Services Building	May 2018					
P	Science Complex Addition	Completed					
Q	Infrastructure & Safety	Completed					
R	Restroom Improvements	Completed					
S	Master Planning	Completed					
T	14th and Pico Project	Completed					
	* SM Airport Campus also known as Bundy Site			In Construction			

SANTA MONICA COMMUNITY COLLEGE DISTRICT
MEASURE U EXPENDITURES
 FUND 42.2
 As of March 31, 2015

Projects	Budget	02/03 Final	03/04 Final	04/05 Final	05/06 Final	06/07 Final	07/08 Final	08/09 Final	09/10 Final	10/11 Final	11/12 Final	12/13 Final	13/14 Final	14/15	Combined Totals
U7100010															
Purchase of BAE Airport Site (A)															
Site Acquisition		\$0	\$0	\$0	\$30,280,878	\$0	\$0	\$0	\$0	\$0	\$0	\$0	\$0	\$0	\$30,280,878
Total		\$0	\$0	\$0	\$30,280,878	\$0	\$0	\$0	\$0	\$0	\$0	\$0	\$0	\$0	\$30,280,878
Project Budget	\$30,280,878														
Less Other Funding	\$0														
Net	\$30,280,878														
Actual Measure U Expenditures	\$30,280,878														
Running Balance	\$0														
U7100028															
Emeritus College Facility (B)															
Site Acquisition		\$8,658,675	\$0	\$0	\$0	\$0	\$0	\$0	\$0	\$0	\$0	\$0	\$0	\$0	\$8,658,675
Legal		\$14,649	\$3,009	\$20,421	\$0	\$0	\$0	\$0	\$0	\$0	\$0	\$0	\$0	\$0	\$38,078
Architect		\$93,735	\$27,831	\$181	\$0	\$0	\$0	\$0	\$0	\$0	\$0	\$0	\$0	\$0	\$121,727
Engineering		\$18,400	\$0	\$0	\$0	\$0	\$0	\$0	\$0	\$0	\$0	\$0	\$0	\$0	\$18,400
Supply		\$0	\$4,461	\$0	\$0	\$0	\$0	\$0	\$0	\$0	\$0	\$0	\$0	\$0	\$4,461
Building & Additions		\$0	\$17,496	\$0	\$4,000	\$0	\$0	\$0	\$0	\$0	\$0	\$0	\$0	\$0	\$21,496
Cap Equipment		\$0	\$49,406	\$0	\$0	\$0	\$0	\$0	\$0	\$0	\$0	\$0	\$0	\$0	\$49,406
Non-Cap Equipment		\$0	-\$2,197	\$0	-\$108	\$0	\$0	\$0	\$0	\$0	\$0	\$0	\$0	\$0	-\$2,305
Total		\$8,785,459	\$100,007	\$20,582	\$3,892	\$0	\$0	\$0	\$0	\$0	\$0	\$0	\$0	\$0	\$8,909,940
Project Budget	\$9,603,782														
Less Other Funding*	\$693,842														
Net	\$8,909,940														
Actual Measure U Expenditures	\$8,909,940														
Running Balance	\$0														
U7100006															
1738 Pearl Street (C)															
Site Acquisition		\$0	\$704,534	\$0	\$0	\$0	\$0	\$0	\$0	\$0	\$0	\$0	\$0	\$0	\$704,534
Site Improvement		\$0	\$3,250	\$0	\$0	\$0	\$0	\$0	\$0	\$0	\$0	\$0	\$0	\$0	\$3,250
Building & Additions		\$0	\$41,424	\$0	\$0	\$0	\$0	\$0	\$0	\$0	\$0	\$0	\$0	\$0	\$41,424
Total		\$0	\$749,208	\$0	\$0	\$0	\$0	\$0	\$0	\$0	\$0	\$0	\$0	\$0	\$749,208
Project Budget	\$749,208														
Less Other Funding	\$0														
Net	\$749,208														
Actual Measure U Expenditures	\$749,208														
Running Balance	\$0														

* Other Funding Source:
 Emeritus College Foundation \$693,842 received

SANTA MONICA COMMUNITY COLLEGE DISTRICT
 MEASURE U EXPENDITURES
 FUND 42.2
 As of March 31, 2015

Projects	Budget	02/03 Final	03/04 Final	04/05 Final	05/06 Final	06/07 Final	07/08 Final	08/09 Final	09/10 Final	10/11 Final	11/12 Final	12/13 Final	13/14 Final	14/15	Combined Totals
U7100026															
PE Temporary Building Replacement (D)															
Architect		\$148,055	\$42,372	\$6,220	\$485	\$0	\$0	\$0	\$0	\$0	\$0	\$0	\$0	\$0	\$197,133
Building & Additions		\$43,866	\$1,922,493	\$415,932	\$0	\$0	\$0	\$0	\$0	\$0	\$0	\$0	\$0	\$0	\$2,362,291
Inspection & Testing		\$6,455	\$136,510	\$716	\$0	\$0	\$0	\$0	\$0	\$0	\$0	\$0	\$0	\$0	\$143,681
Project Management		\$4,800	\$56,247	\$5,225	\$0	\$0	\$0	\$0	\$0	\$0	\$0	\$0	\$0	\$0	\$66,272
Advertising and Moving Expenses		\$763	\$0	\$6,893	\$0	\$0	\$0	\$0	\$0	\$0	\$0	\$0	\$0	\$0	\$7,656
Total		\$203,939	\$2,157,622	\$434,987	\$485	\$0	\$0	\$0	\$0	\$0	\$0	\$0	\$0	\$0	\$2,797,033
Project Budget	\$2,797,033														
Less Other Funding	\$0														
Net	\$2,797,033														
Actual Measure U Expenditures	\$2,797,033														
Running Balance	\$0														
U7100310															
Remodel Library Village for Math (E)															
Moving Exp.		\$0	\$38,625	\$0	\$0	\$0	\$0	\$0	\$0	\$0	\$0	\$0	\$0	\$0	\$38,625
Building & Additions		\$0	\$1,036,490	\$115,653	\$0	\$0	\$0	\$0	\$0	\$0	\$0	\$0	\$0	\$0	\$1,152,143
Architect		\$104,982	\$27,141	\$1,340	\$486	\$0	\$0	\$0	\$0	\$0	\$0	\$0	\$0	\$0	\$133,959
Engineering		\$0	\$2,658	\$0	\$0	\$0	\$0	\$0	\$0	\$0	\$0	\$0	\$0	\$0	\$2,658
Inspection & Testing		\$0	\$27,083	\$25,175	\$0	\$0	\$0	\$0	\$0	\$0	\$0	\$0	\$0	\$0	\$52,258
Project Management		\$0	\$51,679	\$4,400	\$0	\$0	\$0	\$0	\$0	\$0	\$0	\$0	\$0	\$0	\$56,079
Advertising and Moving Expenses		\$207	\$10,137	\$12,623	\$0	\$0	\$0	\$0	\$0	\$0	\$0	\$0	\$0	\$0	\$22,967
Total		\$105,199	\$1,193,813	\$159,191	\$486	\$0	\$0	\$0	\$0	\$0	\$0	\$0	\$0	\$0	\$1,458,690
Project Budget	\$1,458,690														
Less Other Funding	\$0														
Net	\$1,458,690														
Actual Measure U Expenditures	\$1,458,690														
Running Balance	\$0														

SANTA MONICA COMMUNITY COLLEGE DISTRICT
 MEASURE U EXPENDITURES
 FUND 42.2
 As of March 31, 2015

Projects	Budget	02/03 Final	03/04 Final	04/05 Final	05/06 Final	06/07 Final	07/08 Final	08/09 Final	09/10 Final	10/11 Final	11/12 Final	12/13 Final	13/14 Final	14/15	Combined Totals
U7100027															
SM Airport Campus Site Improvements (F)															
Supplies		\$0	\$26,234	\$975	\$5,873	\$0	\$0	\$0	\$0	\$0	\$0	\$0	\$0	\$0	\$33,082
Misc Fees		\$0	\$25	\$0	\$0	\$34,274	\$0	\$0	\$0	\$0	\$0	\$0	\$0	\$0	\$34,299
Other Contract Services		\$3,860	\$11,608	\$8,434	\$1,501	\$0	\$0	\$0	\$0	\$0	\$0	\$0	\$0	\$0	\$25,302
Site Improvement		\$0	\$0	\$15,182	\$5,790	\$7,237	\$0	\$0	\$0	\$0	\$0	\$0	\$0	\$0	\$28,209
Building & Additions		\$0	\$1,495,697	\$1,670,788	\$4,624	\$0	\$0	\$0	\$0	\$0	\$0	\$0	\$0	\$0	\$3,171,309
Architect		\$104,934	\$500	\$0	\$43,570	\$0	\$0	\$0	\$0	\$0	\$0	\$0	\$0	\$0	\$149,004
Engineering		\$35,000	\$148,304	\$950	\$10,040	\$0	\$0	\$0	\$0	\$0	\$0	\$0	\$0	\$0	\$194,294
Inspection & Testing		\$5,032	\$118,662	\$191,271	\$0	\$0	\$0	\$0	\$0	\$0	\$0	\$0	\$0	\$0	\$314,965
Project Management		\$750	\$155,798	\$38,425	\$1,365	\$220	\$0	\$0	\$0	\$0	\$0	\$0	\$0	\$0	\$196,558
City Fees, Advertising and Security System		\$16,587	\$1,802	\$327	\$150	\$4,375	\$0	\$0	\$0	\$0	\$0	\$0	\$0	\$0	\$23,241
Total		\$166,163	\$1,958,530	\$1,926,382	\$73,113	\$46,106	\$0	\$0	\$0	\$0	\$0	\$0	\$0	\$0	\$4,170,264
Project Budget	\$4,170,264														
Less Other Funding	\$0														
Net	\$4,170,264														
Actual Measure U Expenditures	\$4,170,264														
Running Balance	\$0														
U7110027															
SM Airport Campus West Building (G)															
Supply		\$0	\$0	\$17,650	\$28,017	\$0	\$0	\$0	\$0	\$0	\$0	\$0	\$0	\$0	\$45,667
Other Contract Services		\$0	\$0	\$0	\$3,576	\$0	\$0	\$0	\$0	\$0	\$0	\$0	\$0	\$0	\$3,576
Moving Expenses		\$0	\$0	\$180	\$15,824	\$0	\$0	\$0	\$0	\$0	\$0	\$0	\$0	\$0	\$16,004
Building & Additions		\$0	\$15,037,532	\$1,256,065	\$46,946	\$0	\$0	\$0	\$0	\$0	\$0	\$0	\$0	\$0	\$16,340,543
Architect		\$0	\$971,954	\$1,043,950	\$49,779	\$1,147	\$0	\$0	\$0	\$0	\$0	\$0	\$0	\$0	\$2,066,830
Engineering		\$0	\$2,920	\$9,800	\$5,010	\$963	\$0	\$0	\$0	\$0	\$0	\$0	\$0	\$0	\$18,693
Inspection & Testing		\$0	\$21,173	\$126,510	\$9,856	\$0	\$0	\$0	\$0	\$0	\$0	\$0	\$0	\$0	\$157,539
Project Management		\$0	\$14,450	\$313,715	\$13,956	\$0	\$0	\$0	\$0	\$0	\$0	\$0	\$0	\$0	\$342,121
Cap Equipment		\$0	\$49,795	\$326,382	\$4,792	\$0	\$0	\$0	\$0	\$0	\$0	\$0	\$0	\$0	\$380,969
Non-Cap Equipment		\$0	\$0	\$280,558	\$57,240	\$0	\$0	\$0	\$0	\$0	\$0	\$0	\$0	\$0	\$337,798
Total		\$0	\$1,060,292	\$17,156,277	\$1,444,115	\$49,056	\$0	\$0	\$0	\$0	\$0	\$0	\$0	\$0	\$19,709,741
Project Budget	\$19,709,741														
Less Other Funding	\$0														
Net	\$19,709,741														
Actual Measure U Expenditures	\$19,709,741														
Running Balance	\$0														

SANTA MONICA COMMUNITY COLLEGE DISTRICT
MEASURE U EXPENDITURES
 FUND 42.2
 As of March 31, 2015

Projects	Budget	02/03 Final	03/04 Final	04/05 Final	05/06 Final	06/07 Final	07/08 Final	08/09 Final	09/10 Final	10/11 Final	11/12 Final	12/13 Final	13/14 Final	14/15	Combined Totals
U7100025															
Theatre Arts Renovation (H)															
Supplies		\$0	\$8,904	-\$14	\$12,858	\$16,619						\$0	\$0	\$0	\$38,367
Legal		\$0	\$0	\$0	\$0	\$0	\$0	\$0	\$0	\$0	\$0	\$0	\$0	\$0	\$0
Moving Services		\$0	\$0	\$0	\$0	\$14,061						\$0	\$0	\$0	\$14,061
Other Contract Services		\$0	\$0	\$0	\$0	\$0	\$0	\$5,245	\$0	\$0	\$0	\$0	\$0	\$0	\$5,245
Rental / Lease		\$0	\$1,446	\$2,200	\$0	\$0	\$0	\$0	\$0	\$0	\$0	\$0	\$0	\$0	\$3,646
Building & Additions		\$528	\$1,326,630	\$4,540,487	\$10,697,603	\$56,122	\$25,220	\$0	\$0	\$0	\$0	\$0	\$47,365	\$0	\$16,846,590
Architect		\$289,913	\$369,213	\$423,416	\$82,639	\$0	\$0	\$0	\$0	\$0	\$0	\$0	\$0	\$0	\$1,212,545
Engineering		\$6,174	\$2,981	\$16,606	\$2,375	\$1,116	\$0	\$0	\$0	\$0	\$0	\$0	\$0	\$0	\$29,386
Inspect & Testing		\$150	\$14,785	\$353,890	\$297,675	\$0	\$0	\$0	\$0	\$0	\$0	\$0	\$0	\$0	\$667,616
Project Management		\$150	\$45,698	\$184,219	\$193,898	\$14,818	\$230	\$0	\$0	\$0	\$0	\$0	\$0	\$0	\$439,013
Cleaning, Storage and Installation		\$0	\$812	\$0	\$2,548	\$0	\$0	\$0	\$0	\$0	\$0	\$0	\$0	\$0	\$5,627
Cap-Equipment		\$0	\$31,638	\$0	\$6,458	\$59,689	\$0	\$0	\$0	\$0	\$0	\$0	\$0	\$0	\$97,785
Non-Cap Equipment		\$0	\$2,388	\$0	\$36,749	\$145,294	\$0	\$0	\$0	\$0	\$0	\$0	\$0	\$0	\$184,432
Total		\$296,915	\$1,804,496	\$5,520,804	\$11,632,803	\$311,236	\$25,450	\$5,245	\$0	\$0	\$0	\$0	\$47,365	\$0	\$19,544,314
Project Budget	\$19,544,314														
Less Other Funding	\$0														
Net	\$19,544,314														
Actual Measure U Expenditures	\$19,544,314														
Running Balance	\$0														
U7100110															
Earthquake Rpl. Liberal Arts North (I)															
Supplies		\$0	\$0	\$0	\$0	\$1,408	\$0	\$75	\$0	\$0	\$0	\$0	\$0	\$0	\$1,483
Legal		\$0	\$0	\$0	\$0	\$887	\$0	\$0	\$0	\$0	\$0	\$0	\$0	\$0	\$887
Other Contract Services		\$0	\$0	\$0	\$0	\$75	\$0	\$0	\$0	\$0	\$0	\$0	\$0	\$0	\$75
Building & Additions		\$265	\$0	\$1,043,660	\$5,916,281	-\$973,001	\$321,345	\$14,998	\$0	-\$834,764	\$0	-\$1,127,809	\$0	\$0	\$4,360,876
Architect		\$0	\$611,732	\$102,824	\$209,490	\$216,563	\$21,215	\$3,465	\$0	\$0	\$0	\$0	\$0	\$0	\$1,165,289
Engineering		\$3,248	\$4,295	\$0	\$250	\$0	\$250	\$0	\$0	\$0	\$0	\$0	\$0	\$0	\$8,043
Inspect & Testing		\$0	\$0	\$28,312	\$326,203	\$77,942	\$0	\$0	\$0	\$0	\$0	\$0	\$0	\$0	\$432,458
Project Management		\$0	\$26,072	\$33,549	\$128,937	\$124,222	\$255	\$1,155	\$286	\$0	\$0	\$0	\$0	\$0	\$314,475
Advertising and Fees		\$0	-\$4	\$7,334	\$0	\$0	\$0	\$0	\$0	\$0	\$0	\$0	\$0	\$0	\$7,330
Cap-Equipment		\$0	\$0	\$0	\$0	\$25,356	\$12,579	\$0	\$0	\$0	\$0	\$0	\$0	\$0	\$37,935
Non-Cap Equipment		\$0	\$0	\$0	\$2,033	\$170,425	-\$4,093	\$0	\$0	\$0	\$0	\$0	\$0	\$0	\$176,550
Total		\$3,513	\$642,095	\$1,215,679	\$6,683,194	-\$356,123	\$359,737	\$19,692	-\$834,764	\$286	\$0	-\$1,127,809	\$0	\$0	\$6,505,400
Project Budget	\$12,507,725														
Less Other Funding*	\$6,002,325														
Net	\$6,505,400														
Actual Measure U Expenditures	\$6,505,400														
Running Balance	\$0														

* Other Funding Source:
 City of Santa Monica \$4,039,753 received
 FEIMA \$1,962,572 committed, \$1,962,572 received

SANTA MONICA COMMUNITY COLLEGE DISTRICT
MEASURE U EXPENDITURES
 FUND 42.2
 As of March 31, 2015

Projects	Budget	02/03 Final	03/04 Final	04/05 Final	05/06 Final	06/07 Final	07/08 Final	08/09 Final	09/10 Final	10/11 Final	11/12 Final	12/13 Final	13/14 Final	14/15	Combined Totals
U7100013, U7100047															
Music Complex (U)															
Advertising		\$0	\$0	\$436	\$0	\$0	\$0	\$0	\$0	\$0	\$0	\$0	\$0	\$0	\$436
Supplies		\$0	\$0	\$0	\$0	\$194	\$19,094	\$0	\$0	\$0	\$0	\$0	\$0	\$0	\$19,288
Consultants		\$0	\$0	\$0	\$0	\$0	\$36,000	\$0	\$0	\$0	\$0	\$0	\$0	\$0	\$36,000
Other Contract Services		\$0	\$0	\$0	\$0	\$0	\$180	\$0	\$0	\$0	\$0	\$0	\$0	\$0	\$180
Moving Services		\$0	\$0	\$0	\$0	\$0	\$6,330	\$0	\$0	\$0	\$0	\$0	\$0	\$0	\$6,330
Building & Additions		\$0	\$0	\$366,464	\$1,293,726	-\$737,213	\$273,531	\$0	\$0	\$0	\$0	\$0	\$0	\$0	\$1,166,509
Architect		\$0	\$187,922	\$22,500	\$37,227	\$38,448	\$4,052	\$14,356	\$0	\$681	\$225	\$3,992	\$2,038	\$0	\$311,441
Engineering		\$0	\$0	\$0	\$0	\$0	\$0	\$21,370	\$0	\$0	\$0	\$0	\$0	\$0	\$21,370
Inspection & Testing		\$0	\$0	\$29,740	\$19,265	\$26,238	\$35,880	\$0	\$0	\$0	\$0	\$0	\$0	\$0	\$111,122
Project Management		\$0	\$170	\$36,739	\$36,351	\$56,914	\$16,200	\$1,288	\$0	\$0	\$0	\$0	\$0	\$0	\$147,662
Cap-Equipment		\$0	\$0	\$0	\$0	\$0	\$62,600	\$0	\$0	\$0	\$0	\$0	\$0	\$0	\$62,600
Non-Cap Equipment		\$0	\$0	\$0	\$0	\$29,852	\$78,582	\$0	\$0	\$0	\$0	\$0	\$0	\$0	\$108,434
Total		\$0	\$188,092	\$445,879	\$1,386,568	-\$585,566	\$532,447	\$37,014	\$0	\$681	\$225	\$3,992	\$2,038	\$0	\$2,011,371
Project Budget	\$4,629,484	Received													
Less Other Funding*	\$2,618,113	\$2,618,113													
Net	\$2,011,371														
Actual Measure U Expenditures	\$2,011,371														
Running Balance	\$0														

* Other Funding Source:
 Prop T Refinance \$2,618,113 received

Projects	Budget	02/03 Final	03/04 Final	04/05 Final	05/06 Final	06/07 Final	07/08 Final	08/09 Final	09/10 Final	10/11 Final	11/12 Final	12/13 Final	13/14 Final	14/15	Combined Totals
U7100111															
Earthquake Rpl. Liberal Arts South (K)															
Supply		\$0	\$0	\$855	\$2,497	\$379	\$23,811	\$75	\$0	\$0	\$0	\$0	\$0	\$0	\$27,618
Legal		\$0	\$0	\$0	\$0	\$0	\$2,203	\$50	\$0	\$0	\$0	\$0	\$0	\$0	\$2,253
Moving Services		\$0	\$0	\$0	\$0	\$0	\$4,063	\$0	\$0	\$0	\$0	\$0	\$0	\$0	\$4,063
Consultants		\$0	\$0	\$17,265	\$41,435	\$0	\$0	\$0	\$0	\$0	\$0	\$0	\$0	\$0	\$58,700
Other Contract Services		\$0	\$0	\$6,154	\$202	\$0	\$0	\$0	\$0	\$0	\$0	\$0	\$0	\$0	\$6,356
Building & Additions		\$0	\$0	\$26,302	\$3,091,306	\$5,706,802	-\$4,642,459	\$0	\$91,516	\$0	\$0	\$0	\$0	\$0	\$4,273,467
Architect		\$0	\$0	\$836,555	-\$503,297	\$163,506	\$183,877	\$39,984	\$2,549	\$0	\$0	\$0	\$0	\$0	\$723,174
Engineering		\$0	\$0	\$3,125	\$150	\$5,344	\$500	\$0	\$0	\$0	\$0	\$0	\$0	\$0	\$9,119
Inspection & Testing		\$0	\$0	\$179,798	\$296,015	\$296,015	\$68,273	\$0	\$0	\$0	\$0	\$0	\$0	\$0	\$544,086
Project Management		\$0	\$0	\$0	\$43,989	\$262,598	\$52,690	\$1,722	\$1,278	\$0	\$0	\$0	\$0	\$0	\$362,276
Cap-Equipment		\$0	\$0	\$0	\$0	\$0	\$0	\$0	\$0	\$0	\$0	\$0	\$0	\$0	\$0
Non-Cap Equipment		\$0	\$0	\$0	\$0	\$58,726	\$45,388	-\$7,074	\$0	\$0	\$0	\$0	\$0	\$0	\$97,040
Total		\$0	\$872,991	\$2,831,909	\$6,534,806	-\$4,261,655	\$34,757	\$95,342	\$0	\$0	\$0	\$0	\$0	\$0	\$6,108,150
Project Budget	\$16,733,220	Received													
Less Other Funding*	\$10,625,070	\$10,625,070													
Net	\$6,108,150														
Actual Measure U Expenditures	\$6,108,150														
Running Balance	\$0														

* Other Funding Source:
 City of Santa Monica \$6,167,070 received
 State of California \$4,458,000 received

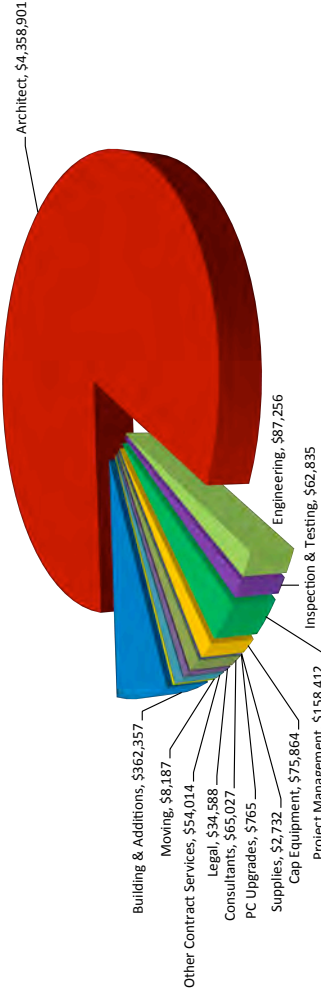
SANTA MONICA COMMUNITY COLLEGE DISTRICT
MEASURE U EXPENDITURES
 FUND 42.2
 As of March 31, 2015

Projects	Budget	02/03 Final	03/04 Final	04/05 Final	05/06 Final	06/07 Final	07/08 Final	08/09 Final	09/10 Final	10/11 Final	11/12 Final	12/13 Final	13/14 Final	14/15	Combined Totals
U7100321															
Shuttle Replacement Parking (L)															
Supplies		\$0	\$0	\$0	\$0	\$0	\$1,347	\$0	\$0	\$0	\$0	\$0	\$0	\$0	\$1,347
Legal		\$0	\$0	\$0	\$8,462	\$35,103	\$0	\$0	\$0	\$0	\$0	\$0	\$0	\$0	\$43,565
Site Acquisition		\$0	\$0	\$0	\$16,903,087	\$0	\$0	\$0	\$0	\$0	\$0	\$0	\$0	\$0	\$16,903,087
Site Improvement		\$0	\$0	\$0	\$3,027	\$0	\$0	\$0	\$0	\$0	\$0	\$0	\$0	\$0	\$3,027
Building & Additions		\$0	\$0	\$0	\$0	\$484,000	\$1,252,224	\$2,353	\$0	\$0	\$0	\$0	\$0	\$0	\$1,738,577
Architect		\$0	\$0	\$0	\$0	\$51,569	\$7,208	\$0	\$0	\$0	\$0	\$0	\$0	\$0	\$58,777
Inspection & Testing		\$0	\$0	\$0	\$0	\$139,822	\$41,250	\$0	\$0	\$0	\$0	\$0	\$0	\$0	\$181,072
Project Management		\$0	\$0	\$0	\$0	\$7,631	\$32,425	\$0	\$0	\$0	\$0	\$0	\$0	\$0	\$40,056
Total		\$0	\$0	\$0	\$8,462	\$17,624,240	\$1,334,455	\$2,353	\$0	\$0	\$0	\$0	\$0	\$0	\$18,969,509
Project Budget	\$18,969,509														
Less Other Funding	\$0														
Net	\$18,969,509														
Actual Measure U Expenditures	\$18,969,509														
Running Balance	\$0														
U7100321															
North Quad Plaza (M)															
Legal		\$0	\$0	\$0	\$0	\$0	\$3,825	\$5,604	\$0	\$0	\$0	\$0	\$0	\$0	\$9,429
Building & Additions		\$0	\$0	\$0	\$0	-\$443	\$6,130,081	\$3,634,487	\$0	\$0	\$0	\$0	\$0	\$0	\$9,764,125
Architect		\$0	\$231,055	\$8,444	\$140,048	\$435,618	\$171,225	\$68,633	\$2,901	\$10,483	\$0	\$0	\$0	\$0	\$1,068,407
Engineering		\$0	\$0	\$0	\$0	\$0	\$0	\$0	\$0	\$0	\$0	\$0	\$0	\$0	\$0
Inspection & Testing		\$0	\$0	\$0	\$0	\$0	\$186,220	\$107,477	\$328	\$0	\$0	\$0	\$0	\$0	\$294,025
Project Management		\$0	\$0	\$760	\$210	\$2,200	\$135,601	\$55,782	\$606	\$0	\$0	\$0	\$0	\$0	\$195,158
Printing		\$0	\$1,900	\$0	\$0	\$0	\$0	\$0	\$0	\$0	\$0	\$0	\$0	\$0	\$1,900
Cap Equipment		\$0	\$0	\$0	\$0	\$0	\$0	\$55,420	\$0	\$0	\$0	\$0	\$0	\$0	\$55,420
Total		\$0	\$232,955	\$9,204	\$140,258	\$437,375	\$6,626,952	\$3,927,402	\$3,634	\$10,483	\$0	\$0	\$0	\$0	\$11,388,463
Project Budget	\$11,388,463														
Less Other Funding	\$0														
Net	\$11,388,463														
Actual Measure U Expenditures	\$11,388,463														
Running Balance	\$0														

SANTA MONICA COMMUNITY COLLEGE DISTRICT
MEASURE U EXPENDITURES
 FUND 42.2
 As of March 31, 2015

Projects	Budget	02/03 Final	03/04 Final	04/05 Final	05/06 Final	06/07 Final	07/08 Final	08/09 Final	09/10 Final	10/11 Final	11/12 Final	12/13 Final	13/14 Final	14/15	Combined Totals
U7100500, U7126450, U7100334, U7100142															
Student Services Building (O)															
Supplies		\$2,014	\$0	\$0	\$0	\$0	\$0	\$718	\$0	\$0	\$0	\$0	\$0	\$0	\$2,732
PC Upgrades		\$0	\$765	\$0	\$0	\$0	\$0	\$0	\$0	\$0	\$0	\$0	\$0	\$0	\$765
Consultants		\$0	\$0	\$0	\$0	\$9,334	\$55,693	\$0	\$0	\$0	\$0	\$0	\$0	\$0	\$65,027
Legal		\$0	\$0	\$0	\$0	\$38	\$2,775	\$31,776	\$0	\$0	\$0	\$0	\$0	\$0	\$34,668
Other Contract Services		\$270	\$0	\$0	\$0	\$0	\$17,561	\$17,495	\$18,817	-\$70	\$0	\$0	\$0	\$0	\$84,014
Moving		\$1,571	\$0	\$0	\$0	\$0	\$0	\$616	\$0	\$0	\$0	\$0	\$0	\$0	\$8,187
Building & Additions		\$359,141	\$2,441	\$0	\$0	\$0	\$0	\$0	\$0	\$0	\$0	\$0	\$0	\$0	\$362,357
Architect		\$1,838	\$0	\$235,230	\$0	\$43,992	\$0	\$690,099	\$208,521	\$38,643	\$48,442	\$388,611	\$973,427	\$1,700,153	\$4,358,901
Engineering		\$1,838	\$0	\$0	\$0	\$0	\$0	\$6,205	\$27,363	\$3,171	\$0	\$0	\$0	\$0	\$62,835
Inspection & Testing		\$4,650	\$0	\$0	\$0	\$0	\$25,670	\$34,687	\$0	\$0	\$0	\$0	\$2,478	\$0	\$62,835
Project Management		\$59,063	\$0	\$2,470	\$0	\$1,100	\$0	\$124,148	\$0	\$0	\$0	\$6,675	\$15,650	\$3,719	\$158,412
Cap Equipment		\$0	\$0	\$0	\$0	\$0	\$8,745	\$8,056	\$0	\$0	\$0	\$0	\$0	\$0	\$75,864
Total		\$466,268	\$3,207	\$237,700	\$0	\$54,464	\$110,445	\$913,802	\$254,701	\$41,744	\$48,442	\$395,266	\$992,330	\$1,752,552	\$5,270,940
Project Budget	\$109,862,122	Received													
Less Other Funding*	\$89,223,676														
Net	\$20,638,446														
Actual Measure U Expenditures	\$5,270,940														
Running Balance	\$15,367,506														
* Other Funding Source: State of California \$1,321,000 received Measure S \$46,692,750, Measure AA \$25,177,143 allocated Measure U, S & AA Interests \$16,032,783 allocated															

Measure U Share of Project Expenses to Date



Student Services Building

Project Description:
 Consolidates various student services departments and college administration in a single complex at the front of the campus

Facility Size:
 110,000 sq/ft & 500 cars underground parking structure

Status:
 In DSA

Architect:
 Steinberg Architects, Morris Architects

Contractor:

SANTA MONICA COMMUNITY COLLEGE DISTRICT
MEASURE U EXPENDITURES
 FUND 42.2
 As of March 31, 2015

Projects	Budget	02/03 Final	03/04 Final	04/05 Final	05/06 Final	06/07 Final	07/08 Final	08/09 Final	09/10 Final	10/11 Final	11/12 Final	12/13 Final	13/14 Final	14/15	Combined Totals
U7100090															
Science Complex Additional (P)															
Architect		\$0	\$0	\$0	\$0	\$246,425	\$61,911	\$0	\$0	\$0	\$0	\$0	\$0	\$0	\$308,336
Total		\$0	\$0	\$0	\$0	\$246,425	\$61,911	\$0	\$0	\$0	\$0	\$0	\$0	\$0	\$308,336
Project Budget	\$87,944,336														
Less Other Funding	\$87,636,000														
Net	\$308,336														
Actual Measure U Expenditures	\$308,336														
Running Balance	\$0														
U6780000, U7100022, U7100331, U7100550, U7100005, U7100030, U7100031, U7100029, U7100003, U7100008, U7100332, U7100072, U7100042, U7100056, U7100039															
Infrastructure & Safety (Q)															
Supplies		\$0	\$0	\$254	\$0	\$0	\$0	\$1,700	\$1,393	\$0	\$0	\$0	\$0	\$0	\$3,347
Consultants		\$0	\$0	\$0	\$0	\$0	\$0	\$16,734	\$0	\$0	\$0	\$0	\$0	\$0	\$16,734
Maintenance Agreement		\$0	\$0	\$0	\$0	\$0	\$0	\$0	\$14,673	\$0	\$12,979	\$12,979	\$0	\$0	\$40,632
Legal		\$0	\$0	\$0	\$0	\$0	\$3,627	\$3,294	\$0	\$0	\$0	\$0	\$0	\$0	\$6,921
Other Contract Services		\$0	\$0	\$0	\$0	\$0	\$7,825	\$81,445	\$203,383	\$3,320	\$0	\$0	\$0	\$0	\$295,973
Building & Additions		\$681,900	\$195,175	\$20,600	\$0	\$200,620	\$733	\$0	\$0	\$0	\$0	\$0	\$0	\$0	\$1,099,028
Architect		\$69,081	\$42,108	\$0	\$155,321	\$448,507	\$91,127	\$4,227	\$0	\$0	\$0	-\$1,365	\$0	\$0	\$809,005
Engineering		\$8,050	\$0	\$0	\$6,750	\$12,000	\$18,429	\$2,360	\$0	\$0	\$0	\$0	\$0	\$0	\$47,589
Project Management		\$2,241	\$4,250	\$0	\$0	\$0	\$5,807	\$0	\$0	\$0	\$0	\$0	\$0	\$0	\$12,298
Cap Equipment		\$0	\$2,805	\$0	\$0	\$3,520	\$1,840	\$38	\$0	\$0	\$0	\$0	\$0	\$0	\$8,399
Non-Cap Equipment		\$0	\$0	\$34,861	\$0	\$0	\$0	\$895,171	\$349,531	\$40,002	\$0	\$0	\$0	\$0	\$1,628,665
Advertising		\$0	\$0	\$0	\$0	\$0	\$0	\$0	\$4,216	\$0	\$29,694	\$0	\$0	\$0	\$53,910
Total		\$761,272	\$245,122	\$364,715	\$162,071	\$664,647	\$129,287	\$1,004,968	\$558,718	\$42,673	\$11,614	\$0	\$0	\$0	\$4,003,084
Project Budget	\$4,003,084														
Less Other Funding	\$0														
Net	\$4,003,084														
Actual Measure U Expenditures	\$4,003,084														
Running Balance	\$0														

* Other Funding Source:
 State of California \$43,818,000 pending
 Measure AA \$43,818,000 allocated

SANTA MONICA COMMUNITY COLLEGE DISTRICT
 MEASURE U EXPENDITURES
 FUND 42.2
 As of March 31, 2015

Projects	Budget	02/03 Final	03/04 Final	04/05 Final	05/06 Final	06/07 Final	07/08 Final	08/09 Final	09/10 Final	10/11 Final	11/12 Final	12/13 Final	13/14 Final	14/15	Combined Totals
U7100007															
Restroom Improvement (R)															
Supplies		\$0	\$564	\$0	\$1,075	\$0	\$0	\$0	\$0	\$0	\$0	\$0	\$0	\$0	\$1,639
Other Contract Services		\$0	\$0	\$0	\$3,803	\$0	\$0	\$0	\$0	\$0	\$0	\$0	\$0	\$0	\$3,803
Building & Additions		\$0	\$1,305	\$0	\$7,891	\$0	\$0	\$0	\$0	\$0	\$0	\$0	\$0	\$0	\$9,196
Inspection & Testing		\$0	\$2,043	\$0	\$820	\$0	\$0	\$0	\$0	\$0	\$0	\$0	\$0	\$0	\$2,863
Total		\$0	\$3,912	\$0	\$13,589	\$0	\$0	\$0	\$0	\$0	\$0	\$0	\$0	\$0	\$17,501
Project Budget	\$17,501														
Less Other Funding	\$0														
Net	\$17,501														
Actual Measure U Expenditures	\$17,501														
Running Balance	\$0														
U7100004 - U710020															
Master Planning (S)															
Consultants		\$9,000	\$26,516	\$158,449	\$374,329	\$125,404	\$17,998	\$363,342	\$0	\$0	\$0	\$0	\$0	\$0	\$1,075,038
Architect		\$0	\$17,617	\$126,433	\$104,083	\$126,701	\$346,827	\$276,985	\$0	\$0	\$0	\$0	\$0	\$0	\$998,647
Rental / Lease		\$0	\$0	\$6,453	\$0	\$0	\$0	\$0	\$0	\$0	\$0	\$0	\$0	\$0	\$6,453
Postage		\$0	\$0	\$30,000	\$0	\$0	\$0	\$0	\$0	\$0	\$0	\$0	\$0	\$0	\$30,000
Reimbursement to SMC		\$0	\$0	\$0	\$180	\$0	\$0	\$0	\$0	\$0	\$0	\$0	\$0	\$0	\$180
Project Management		\$0	\$0	\$0	\$0	\$0	\$113	\$0	\$0	\$0	\$0	\$0	\$0	\$0	\$113
Total		\$9,000	\$44,133	\$321,335	\$478,693	\$252,105	\$364,825	\$640,439	\$0	\$0	\$0	\$0	\$0	\$0	\$2,110,430
Project Budget	\$2,110,430														
Less Other Funding	\$0														
Net	\$2,110,430														
Actual Measure U Expenditures	\$2,110,430														
Running Balance	\$0														
U7100024															
14th and Pico Project (T)															
Consultants		\$0	\$888	\$0	\$0	\$0	\$0	\$0	\$0	\$0	\$0	\$0	\$0	\$0	\$888
Architect		\$268,601	\$47,343	\$0	\$0	\$0	\$0	\$0	\$0	\$0	\$0	\$0	\$0	\$0	\$305,944
Inspection & Testing		\$12,070	\$0	\$0	\$0	\$0	\$0	\$0	\$0	\$0	\$0	\$0	\$0	\$0	\$12,070
Project Management		\$0	\$340	\$0	\$0	\$0	\$0	\$0	\$0	\$0	\$0	\$0	\$0	\$0	\$340
Total		\$270,671	\$48,571	\$0	\$0	\$0	\$0	\$0	\$0	\$0	\$0	\$0	\$0	\$0	\$319,242
Project Budget	\$319,242														
Less Other Funding	\$0														
Net	\$319,242														
Actual Measure U Expenditures	\$319,242														
Running Balance	\$0														
Grand Total		\$11,065,400	\$10,432,055	\$28,685,697	\$54,940,416	\$25,276,771	\$5,283,853	\$6,585,573	\$912,880	-\$723,860	\$91,341	-\$716,916	\$1,041,732	\$1,752,552	\$144,632,494

Note: Project N had no expenses

SANTA MONICA COMMUNITY COLLEGE DISTRICT
Measure S Project Schedule
 As of March 31, 2015

	Project Name	Completion	2014	2015	2016	2017	2018
1	Athletic Fields Phase I, Corsair Field	Completed					
1A	Athletic Fields Phase I, John Adams	Completed					
2	Performing Arts Center	Completed					
3	Career Opportunity Center	Completed					
4	Replacement Health/PE/Fitness Building	August 2016					
5	Early Childhood Development/Childcare	July 2018					
6	Malibu Site Acquisition and Facility	November 2017					
7	Energy Efficiency Projects	Completed					
8	Satellite Campus Parking Facilities and Roadway Improvements	On-Going					
9	Parking Garage, Grounds and Equipment - Student Services	May 2018					
10	Pico Promenade Improvements	Completed					
11	Master Planning	Completed					
12	Other Bond Related Expenses	On-Going					
13	Adv. Architecture Related Exp for AA	Completed					
14	Real Property Acquisition	Completed					
15	Signage Safety/Information	On-Going					
16	Cost of Issuance	On-Going					
			In Planning		In Construction		

SANTA MONICA COMMUNITY COLLEGE DISTRICT
MEASURE S EXPENDITURES
 FUND 42.3
 As of March 31, 2015

Projects	Budget	04/05 Final	05/06 Final	06/07 Final	07/08 Final	08/09 Final	09/10 Final	10/11 Final	11/12 Final	12/13 Final	13/14 Final	14/15	Combined Totals
S7100019													
Athletic Field Phase I, Corsair Field (1)													
Legal		\$0	\$0	\$0	\$301	\$175	\$0	\$0	\$0	\$0	\$0	\$0	\$476
Building & Additions		\$0	\$0	\$0	\$300,380	\$2,579,095	\$0	\$0	\$0	\$0	\$0	\$0	\$2,879,475
Architect		\$27,332	\$43,815	\$197,557	\$252,736	\$279,173	\$26,563	\$0	\$0	\$0	\$0	\$0	\$827,176
Inspection & Testing		\$0	\$0	\$0	\$23,411	\$57,585	\$640	\$296	\$0	\$0	\$0	\$0	\$81,932
Project Management		\$0	\$0	\$0	\$9,871	\$42,374	\$565	\$0	\$0	\$0	\$0	\$0	\$52,810
Cap Equipment		\$0	\$0	\$0	\$0	\$483,017	\$35,271	\$0	\$0	\$0	\$0	\$0	\$518,288
Non-Cap Equipment		\$0	\$0	\$0	\$0	\$2,066	\$10,312	\$0	\$0	\$0	\$0	\$0	\$12,378
Total		\$27,332	\$43,815	\$197,557	\$586,699	\$3,443,485	\$73,350	\$296	\$0	\$0	\$0	\$0	\$4,372,535
Project Budget	\$4,440,065	Received											
Less Other Funding*	\$67,530												
Net	\$4,372,535												
Actual Measure S Expenditures	\$4,372,535												
Running Balance	\$0												

* Other Funding Source:
 Metropolitan Water District \$67,530 received

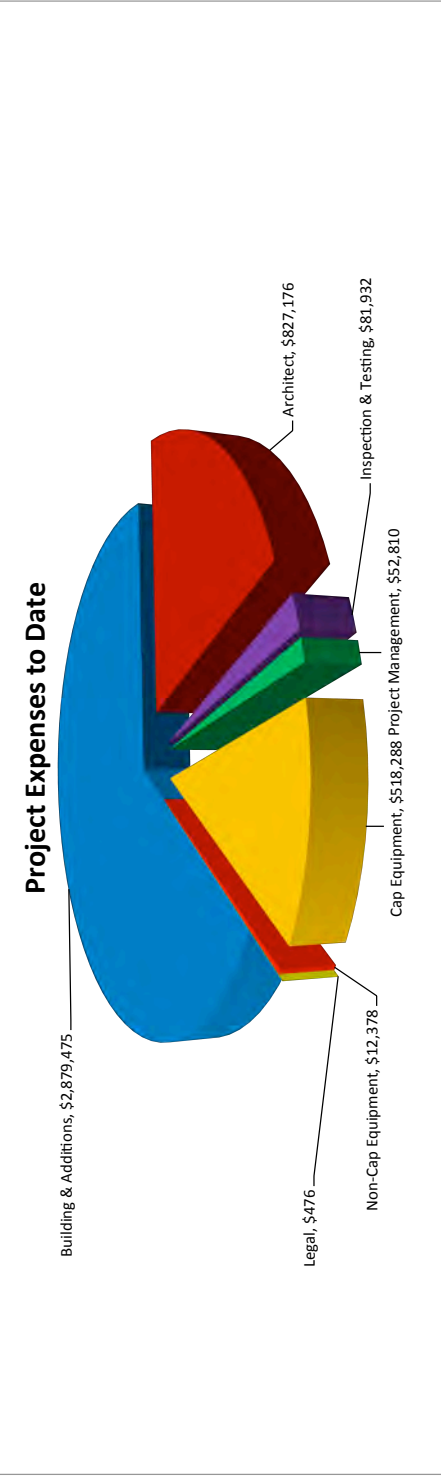
Athletic Field Phase I, Corsair Field

Project Description:
 Renovation of the Corsair Field, stadium lighting and sound system

Status:
 Completed, 2009

Architect:
 CO Architects


Contractor:
 Byrom Davey, Inc.



SANTA MONICA COMMUNITY COLLEGE DISTRICT
MEASURE S EXPENDITURES
 FUND 42.3
 As of March 31, 2015

Projects	Budget	04/05 Final	05/06 Final	06/07 Final	07/08 Final	08/09 Final	09/10 Final	10/11 Final	11/12 Final	12/13 Final	13/14 Final	14/15	Combined Totals
(\$7100038)													
Athletic Field Phase I, John Adams (1A)													
Legal		\$0	\$0	\$0	\$75	\$0	\$0	\$0	\$0	\$0	\$0	\$0	\$75
Building & Additions		\$0	\$0	\$0	\$16,556	\$1,395,261	\$0	\$0	\$0	\$0	\$0	\$0	\$1,411,817
Architect		\$0	\$5,807	\$93,941	\$12,150	\$31,818	\$0	\$0	\$0	\$0	\$0	\$0	\$143,715
Inspection & Testing		\$0	\$2,874	\$3,207	\$0	\$49,984	\$0	\$0	\$0	\$0	\$0	\$0	\$56,066
Project Management		\$0	\$0	\$0	\$10,921	\$45,170	\$38	\$0	\$0	\$0	\$0	\$0	\$56,128
Cap Equipment		\$0	\$0	\$0	\$0	\$1,290,672	\$0	\$0	\$0	\$0	\$0	\$0	\$1,290,672
Non-Cap Equipment		\$0	\$0	\$0	\$0	\$11,334	\$0	\$0	\$0	\$0	\$0	\$0	\$11,334
Total		\$0	\$8,681	\$97,148	\$39,701	\$2,824,239	\$38	\$0	\$0	\$0	\$0	\$0	\$2,969,807
Project Budget	\$2,969,807												
Less Other Funding	\$0												
Net	\$2,969,807												
Actual Measure S Expenditures	\$2,969,807												
Running Balance	\$0												

Athletic Field Phase I, John Adams
Project Description:
 Renovation of John Adams Field and lighting
Status:
 Completed, 2008
Architect:
 Caldwell Architects
Contractor:
 Byrom Davey, Inc.

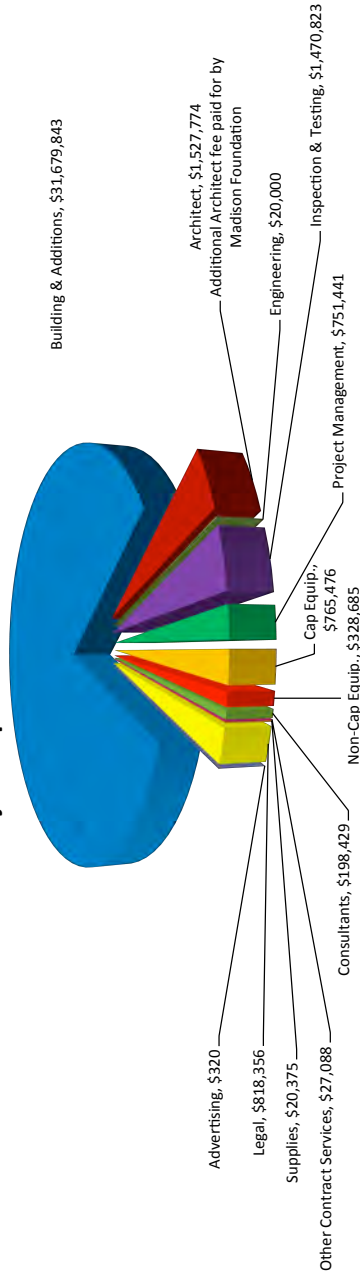


SANTA MONICA COMMUNITY COLLEGE DISTRICT
MEASURE S EXPENDITURES
 FUND 42.3
 As of March 31, 2015

Projects	Budget	04/05 Final	05/06 Final	06/07 Final	07/08 Final	08/09 Final	09/10 Final	10/11 Final	11/12 Final	12/13 Final	13/14 Final	14/15	Combined Totals
S7100012													
Performing Arts Center (2)													
Consultants		\$0	\$0	\$0	\$121,790	\$76,639	\$0	\$0	\$0	\$0	\$0	\$0	\$198,429
Other Contract Services		\$0	\$0	\$4,269	\$0	\$22,729	\$22	\$68	\$0	\$0	\$0	\$0	\$27,088
Supplies		\$0	\$0	\$0	\$14,565	\$5,810	\$0	\$0	\$0	\$0	\$0	\$0	\$20,375
Legal		\$0	\$0	\$34,329	\$275,667	\$492,731	\$15,629	\$0	\$0	\$0	\$0	\$0	\$818,356
Advertising		\$0	\$0	\$0	\$320	\$0	\$0	\$0	\$0	\$0	\$0	\$0	\$320
Building & Additions		\$7,784,151	\$10,292,986	\$8,930,813	\$2,991,903	\$1,629,990	\$50,000	\$0	\$0	\$0	\$0	\$0	\$31,679,843
Architect		\$0	\$811,312	\$182,457	\$412,309	\$121,588	\$108	\$1,962	\$0	\$0	\$87,054	\$0	\$1,616,790
Engineering		\$0	\$3,600	\$5,250	\$1,500	\$9,650	\$0	\$0	\$0	\$0	\$0	\$0	\$20,000
Inspection & Testing		\$104,308	\$722,685	\$411,193	\$210,381	\$22,256	\$0	\$0	\$0	\$0	\$0	\$0	\$1,470,823
Project Management		\$31,984	\$155,732	\$248,876	\$263,690	\$47,915	\$3,244	\$0	\$0	\$0	\$0	\$0	\$751,441
Cap Equipment		\$0	\$0	\$0	\$130,218	\$292,565	\$342,693	\$0	\$0	\$0	\$0	\$0	\$765,476
Non-Cap Equipment		\$0	\$0	\$15,124	\$93,106	\$220,455	\$0	\$0	\$0	\$0	\$0	\$0	\$328,685
Total		\$7,920,443	\$11,986,315	\$9,962,528	\$4,677,797	\$2,992,455	\$69,003	\$2,030	\$0	\$0	\$87,054	\$0	\$37,697,625
Project Budget	\$40,690,201	Received											
Less Other Funding*	\$2,992,576	\$2,992,576											
Net	\$37,697,625	\$37,697,625											
Actual Measure S Expenditures	\$37,697,625												
Running Balance	\$0												

* Other Funding Source:
 Madison Project Foundation \$2,992,576 received

Project Expenses to Date



Performing Arts Center

Project Description:
 Construction of a state-of-the-art 499 seat performing arts theater

Status:
 Completed, 2008

Architect:
 Renzo Zecchetto

Contractor:
 FTR International

SANTA MONICA COMMUNITY COLLEGE DISTRICT
MEASURE S EXPENDITURES
 FUND 42.3
 As of March 31, 2015

Projects	Budget	04/05 Final	05/06 Final	06/07 Final	07/08 Final	08/09 Final	09/10 Final	10/11 Final	11/12 Final	12/13 Final	13/14 Final	14/15	Combined Totals
S7100033, S7100144, S7100060													
Replacement Health/PE/Fitness Building (4)													
Supplies		\$4,809	\$288	\$0	\$0	\$0	\$163	\$0	\$0	\$0	\$0	\$0	\$5,260
Legal		\$0	\$0	\$0	\$1,413	\$75	\$0	\$0	\$0	\$0	\$0	\$0	\$1,488
Other Contract Services		\$1,634	\$25,934	\$0	\$0	\$253	\$165	\$0	\$0	\$0	\$0	\$0	\$27,985
Repair Facility		\$0	\$4,861	\$0	\$0	\$0	\$0	\$0	\$0	\$0	\$0	\$0	\$4,861
Building & Additions		\$0	\$0	\$0	\$0	\$112,410	\$526,552	\$0	\$0	\$0	\$0	\$2,579,110	\$3,218,072
Architect		\$0	\$0	\$0	\$0	\$0	\$41,044	\$0	\$0	\$0	\$0	\$0	\$41,044
Inspection & Testing		\$0	\$0	\$0	\$0	\$6,518	\$14,363	\$0	\$0	\$0	\$0	\$0	\$20,881
Project Management		\$0	\$0	\$0	\$0	\$9,070	\$23,425	\$0	\$0	\$0	\$0	\$0	\$32,495
Cap Equipment		\$0	\$0	\$0	\$0	\$0	\$0	\$17,613	\$0	\$0	\$0	\$0	\$17,613
Total		\$6,443	\$31,083	\$0	\$129,663	\$605,787	\$0	\$17,613	\$0	\$0	\$0	\$2,579,110	\$3,369,699
Project Budget	\$49,586,632												
Less Other Funding*	\$37,983,249												
Net	\$11,603,383												
Actual Measure S Expenditures	\$3,369,699												
Running Balance	\$8,233,684												

* Other Funding Source:
 Measure AA \$37,983,249 allocated

S7100045													
Early Childhood Development/Childcare (5)													
Consultants		\$0	\$0	\$0	\$9,200	\$0	\$0	\$0	\$0	\$4,800	\$12,930	\$12,765	\$39,695
Architect		\$0	\$0	\$0	\$0	\$0	\$0	\$0	\$966	\$51,792	\$142,428	\$86,320	\$281,506
Inspection & Testing		\$0	\$0	\$0	\$0	\$0	\$0	\$0	\$0	\$37,796	\$7,475	\$823	\$46,094
Project Management		\$0	\$0	\$0	\$0	\$0	\$0	\$1,246	\$21,980	\$58,247	\$33,435	\$6,655	\$121,563
Total		\$0	\$0	\$0	\$9,200	\$0	\$0	\$1,246	\$22,946	\$152,635	\$196,268	\$106,563	\$488,957
Project Budget	\$13,176,578	Received											
Less Other Funding*	\$6,176,578												
Net	\$7,000,000												
Actual Measure S Expenditures	\$488,857												
Running Balance	\$6,511,143												

* Other Funding Source:
 City of Santa Monica \$4,318,000 committed
 Measure S interest \$1,858,578

S7100077, S7100015													
Malibu Site Acquisition and Facilities (6)													
Consultants		\$0	\$0	\$0	\$0	\$0,000	\$0	\$0	\$72,157	\$88,109	\$30,342	\$89,241	\$289,849
Legal		\$0	\$27,722	\$16,787	\$6,159	\$504	\$0	\$0	\$0	\$0	\$1,360	\$59,047	\$111,579
Other Contract Services		\$0	\$0	\$0	\$0	\$0	\$0	\$0	\$2,092	\$0	\$0	\$1,820	\$3,912
Building & Additions		\$0	\$0	\$0	\$0	\$0	\$0	\$0	\$0	\$0	\$0	\$536	\$536
Architect		\$0	\$0	\$0	\$0	\$0	\$0	\$0	\$966	\$257,584	\$732,891	\$157,560	\$1,149,002
Engineering		\$0	\$0	\$0	\$0	\$0	\$0	\$0	\$0	\$785	\$562	\$0	\$1,346
Inspection & Testing		\$4,388	\$3,750	\$141,462	\$0	\$0	\$0	\$0	\$98,022	\$15,575	\$22,939	\$7,750	\$293,886
Project Management		\$0	\$0	\$220	\$0	\$0	\$0	\$2,886	\$55,064	\$53,165	\$47,778	\$1,199	\$160,331
Storm/Waste Water Treatment Center		\$0	\$2,500,000	\$0	\$0	\$2,500,000	\$0	\$0	\$0	\$0	\$0	\$0	\$5,000,000
Total		\$4,388	\$2,531,472	\$158,468	\$6,159	\$2,530,504	\$0	\$2,886	\$228,301	\$395,237	\$836,407	\$316,617	\$7,010,441
Project Budget	\$26,775,991												
Less Other Funding*	\$1,775,991												
Net	\$25,000,000												
Actual Measure S Expenditures	\$7,010,441												
Running Balance	\$17,989,559												

* Other Funding Source:
 Measure AA \$1,775,991 allocated

SANTA MONICA COMMUNITY COLLEGE DISTRICT
MEASURE S EXPENDITURES
 FUND 42.3
 As of March 31, 2015

Projects	Budget	04/05 Final	05/06 Final	06/07 Final	07/08 Final	08/09 Final	09/10 Final	10/11 Final	11/12 Final	12/13 Final	13/14 Final	14/15	Combined Totals
S7100043, S7100066													
Energy Efficiency Projects (7)													
Legal		\$0	\$0	\$0	\$0	\$988	\$0	\$0	\$0	\$0	\$0	\$0	\$988
Building & Additions		\$0	\$0	\$0	\$0	\$106,921	\$355,294	-\$180,342	\$0	\$0	\$0	\$0	\$281,873
Engineering		\$0	\$0	\$0	\$10,500	\$0	\$0	\$0	\$0	\$0	\$0	\$0	\$10,500
Inspection & Testing		\$0	\$0	\$0	\$0	\$0	\$0	\$0	\$0	\$0	\$0	\$0	\$0
Project Management		\$0	\$0	\$0	\$0	\$0	\$0	\$0	\$0	\$0	\$0	\$0	\$0
Total		\$0	\$0	\$0	\$10,500	\$107,910	\$355,294	-\$180,342	\$0	\$0	\$0	\$0	\$293,361
Project Budget	\$510,683	Received											
Less Other Funding*	\$217,322	\$217,322											
Net	\$293,361												
Actual Measure S Expenditures	\$293,361												
Running Balance	\$0												
* Other Funding Source: SCE & The Gas Co. \$217,322 received													
S7100091, S7100092, S7100147													
Satellite Campus Parking Facilities and Roadway Improvements (8)													
Legal		\$0	\$0	\$0	\$300	\$175	\$0	\$0	\$0	\$0	\$0	\$0	\$475
Other Contract Services		\$0	\$0	\$0	\$300	\$0	\$0	\$0	\$0	\$0	\$0	\$0	\$300
Advertising		\$0	\$0	\$0	\$0	\$0	\$0	\$0	\$0	\$0	\$0	\$0	\$0
Consultants		\$0	\$0	\$0	\$0	\$0	\$0	\$0	\$0	\$0	\$0	\$0	\$0
Supplies		\$0	\$0	\$0	\$0	\$0	\$0	\$0	\$0	\$0	\$0	\$0	\$0
Building & Additions		\$0	\$0	\$0	\$278,178	\$1,860,152	\$449,543	\$37,777	\$0	\$0	\$0	\$36	\$2,625,687
Architect		\$0	\$324,919	\$324,864	\$136,911	\$34,490	\$0	\$1,397	\$2,289	\$0	\$0	\$0	\$624,871
Engineering		\$0	\$0	\$0	\$0	\$0	\$0	\$0	\$0	\$0	\$30,896	\$754	\$31,650
Inspection & Testing		\$0	\$0	\$0	\$31,100	\$185,947	\$28,218	\$360	\$0	\$0	\$0	\$0	\$245,626
Project Management		\$0	\$0	\$0	\$18,288	\$64,880	\$31,137	\$8,659	\$0	\$2,569	\$10,730	\$5,609	\$141,971
Non-Cap Equipment		\$0	\$0	\$0	\$0	\$0	\$3,387	\$0	\$0	\$0	\$0	\$0	\$3,387
Total		\$0	\$324,919	\$653,031	\$2,248,065	\$546,775	\$48,194	\$2,289	\$2,289	\$2,569	\$41,626	\$6,399	\$3,873,866
Project Budget	\$7,310,375	* Other Funding Source:											
Less Other Funding	\$2,535,375	Measure AA \$2,535,375 allocated											
Net	\$4,775,000												
Actual Measure S Expenditures	\$3,873,866												
Running Balance	\$901,134												

SANTA MONICA COMMUNITY COLLEGE DISTRICT
MEASURE S EXPENDITURES
 FUND 42.3
 As of March 31, 2015

Projects	Budget	04/05 Final	05/06 Final	06/07 Final	07/08 Final	08/09 Final	09/10 Final	10/11 Final	11/12 Final	12/13 Final	13/14 Final	14/15	Combined Totals
Parking Garage and Grounds - Student Services (9)													
Supplies		\$0	\$0	\$0	\$0	\$1,745	\$0	\$0	\$0	\$648	\$0	\$0	\$2,393
Consultants		\$0	\$0	\$0	\$0	\$20,700	\$0	\$0	\$0	\$0	\$0	\$0	\$20,700
Legal		\$0	\$0	\$0	\$0	\$2,154	\$17,486	\$4,800	\$2,257	\$17,221	\$0	\$4,248	\$48,166
Other Contract Services		\$0	\$0	\$0	\$0	\$1,508	\$10,952	\$1,986	\$46	\$0	\$12,083	\$0	\$26,575
Site Improvement		\$0	\$0	\$0	\$0	\$0	\$0	\$0	\$0	\$1,086	\$0	\$0	\$1,086
Building & Additions		\$0	\$0	\$0	\$0	\$2,555,940	\$5,925,152	\$78,717	\$77,320	\$5,509	\$715	\$0	\$8,643,353
Architect		\$0	\$0	\$0	\$0	\$2,266,766	\$2,674,054	\$0	\$37,111	\$75,163	\$0	\$0	\$5,053,094
Engineering		\$0	\$0	\$0	\$0	\$4,813	\$38,330	\$42,968	\$50,952	\$9,735	\$0	\$0	\$146,797
Inspection & Testing		\$0	\$0	\$0	\$0	\$131,009	\$161,847	\$54,069	\$32,306	\$30,909	\$4,123	\$4,923	\$419,185
Project Management		\$0	\$0	\$0	\$0	\$188,766	\$373,559	\$184,088	\$92,118	\$224,994	\$59,525	\$18,866	\$1,111,936
Cap Equipment		\$0	\$0	\$0	\$0	\$0	\$0	\$0	\$0	\$0	\$0	\$0	\$0
Non-Cap Equipment		\$0	\$0	\$0	\$0	\$0	\$0	\$0	\$0	\$0	\$0	\$0	\$0
Total		\$0	\$0	\$0	\$0	\$5,550,689	\$6,541,719	\$403,737	\$342,192	\$289,454	\$76,445	\$28,056	\$15,499,059
Project Budget	\$109,862,122												
Less Other Funding*	\$63,169,372												
Net	\$46,692,750												
Actual Measure S Expenditures	\$15,499,059												
Running Balance	\$31,193,691												

* Other Funding Sources:
 State of California \$1,321,000 received
 Measure U \$20,638,446, Measure AA \$25,177,143 allocated
 Measure U, S & AA interests \$16,032,783 allocated

Parking Garage and Grounds - Student Services

Project Description:
 Consolidates various student services departments and college administration in a single complex at the front of the campus


Facility Size:
 110,000 sq/ft & 500 cars underground parking structure

Status:
 Phase 1 completed
 Phase 2 In DSA

Architect:
 Steinberg Architects, Morris Architects

Contractor:
 Minaco

Measure S Share of Project Expenses to Date



SANTA MONICA COMMUNITY COLLEGE DISTRICT
MEASURE S EXPENDITURES
 FUND 42.3
 As of March 31, 2015

Projects	Budget	04/05 Final	05/06 Final	06/07 Final	07/08 Final	08/09 Final	09/10 Final	10/11 Final	11/12 Final	12/13 Final	13/14 Final	14/15	Combined Totals
S7100044													
Pico Promenade Improvements (10)													
Building & Additions		\$0	\$0	\$0	\$690	\$883,401	\$0	\$0	\$0	\$0	\$0	\$0	\$884,091
Architect		\$0	\$0	\$0	\$69,190	\$28,540	\$864	\$0	\$0	\$0	\$0	\$0	\$98,595
Inspection & Testing		\$0	\$0	\$0	\$0	\$7,591	\$0	\$0	\$0	\$0	\$0	\$0	\$7,591
Project Management		\$0	\$0	\$0	\$2,185	\$25,548	\$0	\$0	\$0	\$0	\$0	\$0	\$27,733
Total		\$0	\$0	\$0	\$72,066	\$945,080	\$864	\$0	\$0	\$0	\$0	\$0	\$1,018,009
Project Budget	\$1,018,009												
Less Other Funding	\$0												
Net	\$1,018,009												
Actual Measure S Expenditures	\$1,018,009												
Running Balance	\$0												
S710004													
Master Planning (11)													
Consultants		\$0	\$0	\$0	\$0	\$44,154	\$13,320	\$0	\$0	\$0	\$0	\$0	\$454,869
Printing		\$0	\$0	\$0	\$0	\$4,157	\$0	\$0	\$0	\$0	\$0	\$0	\$4,157
Advertising		\$0	\$0	\$0	\$0	\$3,000	\$0	\$0	\$0	\$0	\$0	\$0	\$3,000
Other Contract Services		\$0	\$0	\$0	\$0	\$442	\$200	\$0	\$0	\$0	\$0	\$0	\$642
Architect		\$0	\$0	\$0	\$0	\$192,358	\$24,736	\$0	\$0	\$0	\$0	\$0	\$217,094
Project Management		\$0	\$0	\$0	\$0	\$16,638	\$9,341	\$0	\$0	\$0	\$7,845	\$0	\$33,824
Filing Fees		\$0	\$0	\$0	\$0	\$0	\$2,842	\$0	\$0	\$0	\$0	\$0	\$2,842
Total		\$0	\$0	\$0	\$0	\$658,143	\$50,439	\$0	\$0	\$0	\$7,845	\$0	\$716,428
Project Budget	\$716,428												
Less Other Funding	\$0												
Net	\$716,428												
Actual Measure S Expenditures	\$716,428												
Running Balance	\$0												
S7100048													
Other Bond Related Expenses (12)													
Consultants		\$0	\$0	\$0	\$0	\$0	\$0	\$0	\$0	\$2,971	\$2,524	\$5,217	\$10,712
Lease/Rental		\$0	\$0	\$0	\$0	\$0	\$0	\$0	\$11,142	\$15,099	\$15,285	\$12,648	\$54,174
Supplies		\$0	\$0	\$0	\$0	\$3,638	\$0	\$0	\$0	\$0	\$0	\$0	\$3,638
Legal		\$0	\$0	\$0	\$0	\$8,917	\$15,649	\$13,401	\$450	\$503	\$20,046	\$0	\$58,966
Software License		\$0	\$0	\$0	\$0	\$0	\$1,997	\$0	\$0	\$3,565	\$0	\$4,200	\$9,762
Advertising		\$0	\$0	\$0	\$0	\$2,278	\$0	\$0	\$0	\$0	\$0	\$0	\$2,278
Other Contract Services		\$0	\$0	\$0	\$0	\$1,800	\$17,206	\$23,558	\$19,208	\$15,816	\$13,627	\$12,648	\$103,863
Moving Services		\$0	\$0	\$0	\$0	\$400	\$0	\$0	\$0	\$0	\$0	\$0	\$400
Project Management		\$0	\$0	\$0	\$0	\$17,747	\$13,179	\$11,963	\$0	\$0	\$0	\$0	\$42,888
Cap Equipment		\$0	\$0	\$0	\$0	\$0	\$10,086	\$0	\$0	\$0	\$0	\$0	\$10,086
Non-Cap Equipment		\$0	\$0	\$0	\$0	\$0	\$2,860	\$0	\$0	\$0	\$0	\$0	\$2,860
Total		\$0	\$0	\$0	\$0	\$1,800	\$67,328	\$55,713	\$37,901	\$31,939	\$54,759	\$0	\$299,627
Project Budget	\$609,282												
Less Other Funding	\$0												
Net	\$609,282												
Actual Measure S Expenditures	\$299,627												
Running Balance	\$309,655												

SANTA MONICA COMMUNITY COLLEGE DISTRICT
MEASURE S EXPENDITURES
 FUND 42.3
 As of March 31, 2015

Projects	Budget	04/05 Final	05/06 Final	06/07 Final	07/08 Final	08/09 Final	09/10 Final	10/11 Final	11/12 Final	12/13 Final	13/14 Final	14/15	Combined Totals
S7100049													
Adv Architecture Related Exp for AA (13)													
Legal		\$0	\$0	\$0	\$0	\$0	\$0	\$0	\$0	\$0	\$0	\$0	\$0
Other Contract Services		\$0	\$0	\$0	\$0	\$0	\$0	\$0	\$0	\$0	\$0	\$0	\$0
Architect		\$0	\$0	\$0	\$0	\$0	\$0	\$0	\$0	\$0	\$0	\$0	\$0
Engineering		\$0	\$0	\$0	\$0	\$0	\$0	\$0	\$0	\$0	\$0	\$0	\$0
Inspection & Testing		\$0	\$0	\$0	\$0	\$45,734	-\$45,734	\$0	\$0	\$0	\$0	\$0	\$0
Project Management		\$0	\$0	\$0	\$0	\$0	\$0	\$0	\$0	\$0	\$0	\$0	\$0
Total		\$0	\$0	\$0	\$0	\$45,734	-\$45,734	\$0	\$0	\$0	\$0	\$0	\$0
Project Budget	\$0												
Less Other Funding	\$0												
Net	\$0												
Actual Measure S Expenditures	\$0												
Running Balance	\$0												
S7100057													
Real Property Acquisition (14)													
Other Contract Services		\$0	\$0	\$0	\$0	\$0	\$18,721	\$0	\$0	\$0	\$0	\$0	\$18,721
Architect		\$0	\$0	\$0	\$0	\$0	\$0	\$0	\$0	\$0	\$0	\$0	\$0
Engineering		\$0	\$0	\$0	\$0	\$0	\$0	\$0	\$0	\$0	\$0	\$0	\$0
Inspection & Testing		\$0	\$0	\$0	\$0	\$0	\$6,336	\$0	\$0	\$0	\$0	\$0	\$6,336
Project Management		\$0	\$0	\$0	\$0	\$0	\$20,540	\$0	\$0	\$0	\$0	\$0	\$20,540
Total		\$0	\$0	\$0	\$0	\$0	\$45,597	\$0	\$0	\$0	\$0	\$0	\$45,597
Project Budget	\$45,597												
Less Other Funding	\$0												
Net	\$45,597												
Actual Measure S Expenditures	\$45,597												
Running Balance	\$0												
S7100072													
Campus Signage (15)													
Supplies		\$0	\$0	\$0	\$0	\$0	\$0	\$303	\$0	\$0	\$0	\$0	\$303
Consultants		\$0	\$0	\$0	\$0	\$0	\$32,225	\$23,725	\$0	\$0	\$0	\$0	\$55,950
Other Contract Services		\$0	\$0	\$0	\$0	\$0	\$0	\$187	\$0	\$836	\$0	\$0	\$1,022
Architect		\$0	\$0	\$0	\$0	\$0	\$0	\$0	\$0	\$0	\$0	\$0	\$0
Building & Additions		\$0	\$0	\$0	\$0	\$0	\$0	\$638	\$0	\$0	\$1,440	\$1,178	\$3,256
Inspection & Testing		\$0	\$0	\$0	\$0	\$0	\$0	\$0	\$0	\$0	\$0	\$0	\$0
Project Management		\$0	\$0	\$0	\$0	\$0	\$0	\$22,953	\$0	\$0	\$8,260	\$2,853	\$34,066
Cap Equipment		\$0	\$0	\$0	\$0	\$0	\$0	\$156,258	\$0	\$0	\$0	\$0	\$156,258
Total		\$0	\$0	\$0	\$0	\$0	\$32,225	\$204,064	\$0	\$836	\$9,700	\$4,031	\$250,855
Project Budget	\$606,223												
Less Other Funding	\$0												
Net	\$606,223												
Actual Measure S Expenditures	\$250,855												
Running Balance	\$355,368												
Grand Total		\$7,958,606	\$14,601,366	\$10,740,621	\$8,321,918	\$20,819,624	\$8,933,245	\$617,492	\$651,441	\$878,632	\$1,287,265	\$3,095,535	\$77,905,765

SANTA MONICA COMMUNITY COLLEGE DISTRICT
 MEASURE AA EXPENDITURES
 FUND 42.4
 As of March 31, 2015

Projects		Budget	09/10 Final	10/11 Final	11/12 Final	12/13 Final	13/14 Final	14/15	Combined Totals
AA 7100062									
Environmental Performance - Central Plant Connections (101)									
Legal			\$0	\$0	\$0	\$125	\$0	\$0	\$125
Other Contract Services			\$0	\$0	\$49,837	\$16,239	\$0	\$0	\$66,076
Consultants			\$0	\$0	\$0	\$0	\$28	\$0	\$28
Building & Additions			\$0	\$0	\$361	\$729	\$627	\$0	\$1,717
Architect			\$0	\$385	\$148,311	\$176,897	\$36,256	\$0	\$361,849
Engineering			\$48,500	\$0	\$4,000	\$0	\$152,010	\$34,624	\$239,134
Inspection & Testing			\$0	\$0	\$7,688	\$0	\$0	\$0	\$7,688
Project Management			\$0	\$17,263	\$55,116	\$48,685	\$61,908	\$17,678	\$200,649
Cap Equipment			\$0	\$0	\$0	\$0	\$0	\$0	\$0
Non-Cap Equipment			\$0	\$0	\$0	\$0	\$0	\$0	\$0
Total			\$48,500	\$17,648	\$264,951	\$242,307	\$250,931	\$52,928	\$877,265
Project Budget		\$9,486,271							
Less Other Funding		\$0							
Net		\$9,486,271							
Actual Measure AA Expenditures		\$877,265							
Running Balance		\$8,609,006							

Projects	Budget	09/10 Final	10/11 Final	11/12 Final	12/13 Final	13/14 Final	14/15	Combined Totals
AA 7100063								
Infrastructure & Technology - IT Relocation (102)								
Supplies		\$0	\$0	\$965	\$8,442	\$3,137	\$1,580	\$14,124
Consultants		\$0	\$0	\$0	\$0	\$408	\$0	\$408
Maintenance Contract		\$0	\$0	\$0	\$0	\$107,390	\$0	\$107,390
Legal		\$0	\$0	\$0	\$1,363	\$50	\$0	\$1,413
Printing		\$0	\$0	\$0	\$0	\$1,624	\$0	\$1,624
Postage		\$0	\$0	\$0	\$0	\$1,567	\$0	\$1,567
Other Contract Services		\$0	\$0	\$2,163	\$15,259	\$23,356	\$0	\$40,778
Moving		\$0	\$0	\$0	\$577	\$266	\$12,825	\$13,668
Site Improvement		\$0	\$0	\$0	\$24	\$0	\$0	\$24
Building & Additions		\$0	\$0	\$0	\$1,767,083	\$9,667,362	\$2,808,465	\$14,242,911
Architect		\$105,049	\$482,261	\$505,580	\$183,181	\$287,201	\$183,672	\$1,746,943
Engineering		\$0	\$0	\$10,037	\$11,065	\$17,147	\$17,552	\$55,802
Inspection & Testing		\$10,291	\$8,793	\$21,449	\$137,523	\$499,982	\$185,706	\$863,744
Project Management		\$33,460	\$76,290	\$84,981	\$331,754	\$431,730	\$266,059	\$1,224,283
Cap Equipment		\$0	\$0	\$0	\$29,422	\$645,830	-\$29,090	\$646,161
Non-Cap Equipment		\$0	\$0	\$0	\$18,344	\$10,852	\$9,308	\$37,504
Total		\$148,800	\$567,344	\$625,185	\$2,504,035	\$11,697,901	\$3,455,077	\$18,998,342
Project Budget	\$19,866,324							
Less Other Funding	\$0							
Net	\$19,866,324							
Actual Measure AA Expenditures	\$18,998,342							
Running Balance	\$867,982							

Infrastructure & Technology - IT Relocation

Project Description:
Relocation of IT/Telecom Departments, and renovation of Media Center

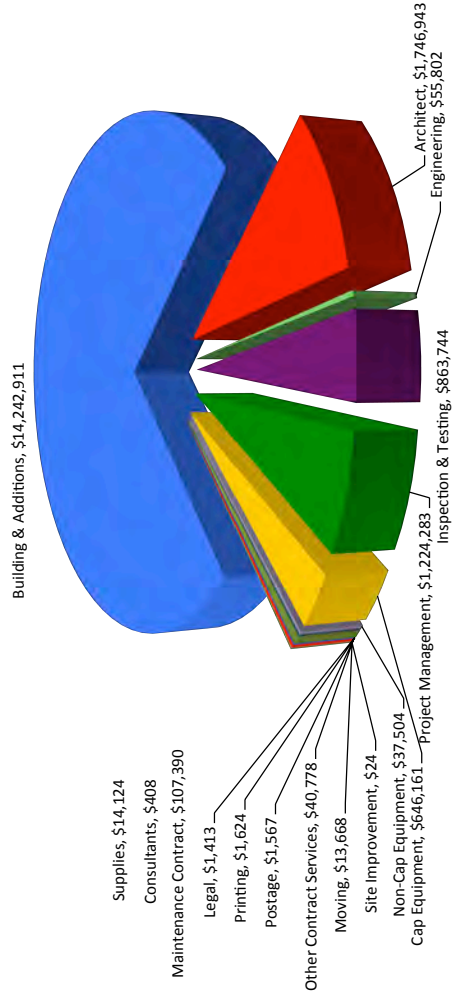
Facility Size:
9,230 sq/ft

Status:
In construction

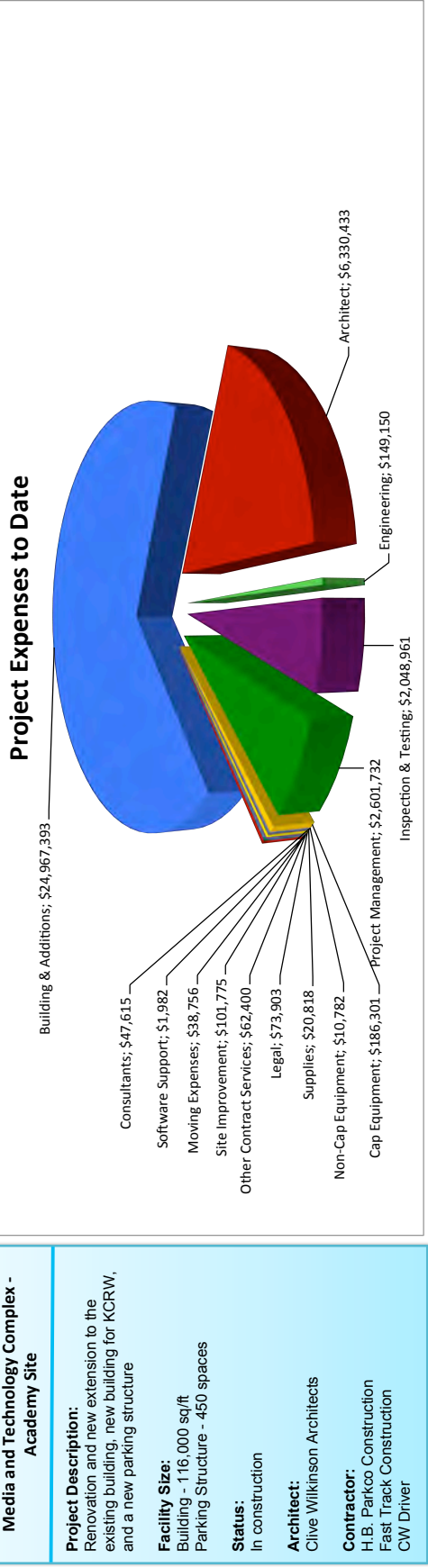
Architect:
Morris Architects

Contractor:
Minco, Bernards Brothers

Project Expenses to Date



Projects		Budget	09/10 Final	10/11 Final	11/12 Final	12/13 Final	13/14 Final	14/15	Combined Totals
AA 7100061									
Media and Technology Complex - Academy Site (103)									
Consultants			\$0	\$20,675	\$12,576	\$9,488	\$4,877	\$47,615	
Supplies			\$0	\$19,481	\$1,048	\$289	\$289	\$20,818	
Legal			\$16,903	\$7,958	\$43,363	\$5,066	\$614	\$73,903	
Other Contract Services			\$3,993	\$5,763	\$13,456	\$39,188	\$0	\$62,400	
Moving Expenses			\$0	\$0	\$38,756	\$0	\$0	\$38,756	
Software Support			\$0	\$0	\$1,982	\$0	\$0	\$1,982	
Site Improvement			\$0	\$0	\$0	\$664	\$606	\$1,270	
Building & Additions			\$0	\$538	\$1,498,660	\$3,543,657	\$11,820,615	\$8,103,923	\$24,967,393
Architect			\$2,097,553	\$2,508,588	\$295,753	\$265,481	\$778,015	\$385,043	\$6,330,433
Engineering			\$16,459	\$9,102	\$29,223	\$8,203	\$56,870	\$149,150	
Inspection & Testing			\$64,905	\$27,527	\$123,842	\$235,287	\$563,746	\$1,033,656	\$2,048,961
Project Management			\$121,786	\$233,826	\$289,249	\$506,917	\$800,315	\$669,640	\$2,601,732
Cap Equipment			\$0	\$0	\$0	\$186,301	\$0	\$186,301	
Non-Cap Equipment			\$0	\$0	\$0	\$10,782	\$0	\$10,782	
Total			\$2,321,599	\$2,805,534	\$2,238,694	\$5,033,499	\$13,987,159	\$10,255,517	\$36,642,001
Project Budget			\$89,922,081	Received					
Less Other Funding*			\$6,803,412	\$803,412					
Net			\$83,118,669	* Other Funding Source:					
Actual Measure AA Expenditures			\$36,642,001	KCRW Foundation \$6,803,412 committed,					
Running Balance			\$46,476,668	\$920,662 received					



Media and Technology Complex - Academy Site

Project Description:
 Renovation and new extension to the existing building, new building for KCRW, and a new parking structure

Facility Size:
 Building - 116,000 sq/ft
 Parking Structure - 450 spaces

Status:
 In construction

Architect:
 Clive Wilkinson Architects

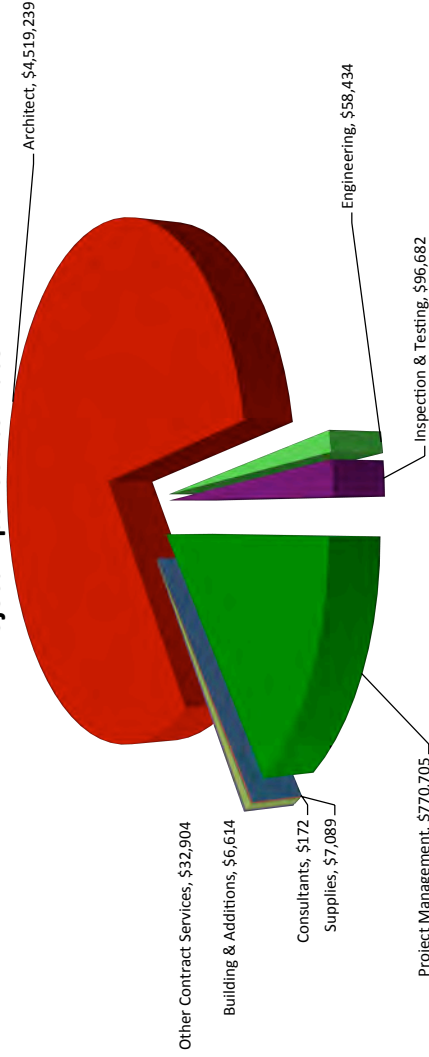
Contractor:
 H.B. Parkeco Construction
 Fast Track Construction
 CW Driver

SANTA MONICA COMMUNITY COLLEGE DISTRICT
 MEASURE AA EXPENDITURES
 FUND 42.4
 As of March 31, 2015

Projects	Budget	09/10 Final	10/11 Final	11/12 Final	12/13 Final	13/14 Final	14/15	Combined Totals
AA 7100060								
Repl. Health/PE/Fitness/Dance Building with Central Plant (104)								
Consultants	\$0	\$0	\$14	\$0	\$62	\$96	\$96	\$172
Supplies	\$0	\$0	\$0	\$0	\$7,089	\$0	\$7,089	\$7,089
Other Contract Services	\$120	\$38	\$32,634	\$112	\$0	\$0	\$0	\$32,904
Building & Additions	\$0	\$0	\$817	\$0	\$4,188	\$1,610	\$1,610	\$6,614
Architect	\$256,076	\$1,568,964	\$1,790,207	\$518,973	\$177,983	\$207,836	\$207,836	\$4,519,239
Engineering	\$0	\$8,507	\$31,650	\$7,871	\$6,529	\$3,876	\$3,876	\$58,434
Inspection & Testing	\$36,892	\$490	\$21,150	\$1,265	\$360	\$36,505	\$36,505	\$96,682
Project Management	\$34,968	\$113,379	\$118,783	\$94,768	\$108,528	\$300,280	\$300,280	\$770,705
Non-Cap Equipment	\$0	\$0	\$0	\$0	\$0	\$0	\$0	\$2,337
Total	\$328,056	\$1,690,978	\$1,961,901	\$656,362	\$304,338	\$552,540	\$552,540	\$5,494,176
Project Budget	\$49,586,632							
Less Other Funding*	\$11,603,383							
Net	\$37,983,249							
Actual Measure AA Expenditures	\$5,494,176							
Running Balance	\$32,489,073							

* Other Funding Source:
 Measure S \$11,603,383 allocated

Project Expenses to Date



Repl. Health/PE/Fitness/Dance Building with Central Plant

Project Description:
 Replacement of locker rooms, fitness center, dance studios, and new central plant

Facility Size:
 62,000 sq/ft

Status:
 In construction

Architect:
 Gensler Architects

Contractor:
 Bernards Brothers

SANTA MONICA COMMUNITY COLLEGE DISTRICT
 MEASURE AA EXPENDITURES
 FUND 42.4
 As of March 31, 2015

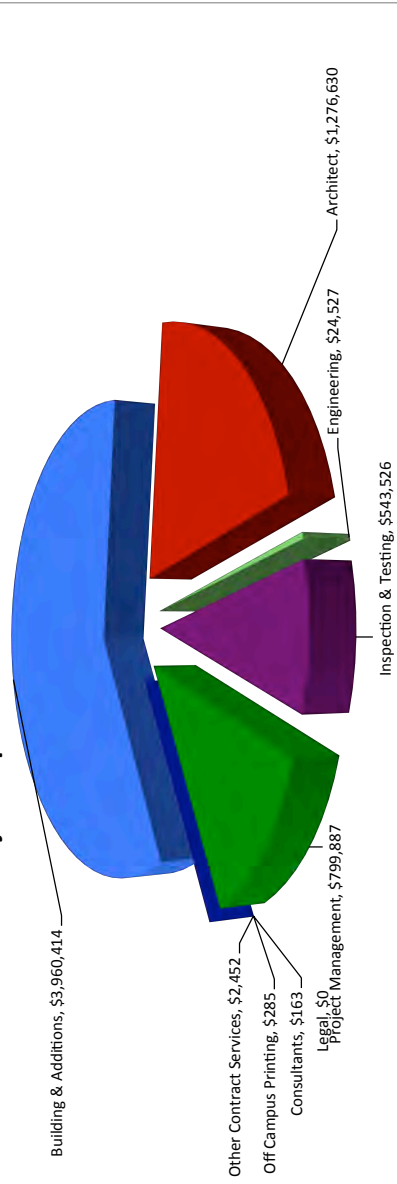
Projects		Budget	09/10 Final	10/11 Final	11/12 Final	12/13 Final	13/14 Final	14/15	Combined Totals
AA 7100065									
Drescher - Academic Modernization, Bookstore, Pico Promenade (105)									
Legal			\$0	\$0	\$0	\$0	\$0	\$0	\$0
Other Contract Services			\$0	\$0	\$0	\$0	\$0	\$0	\$0
Site Acquisition			\$0	\$0	\$0	\$0	\$0	\$0	\$0
Inspection & Testing			\$0	\$0	\$0	\$0	\$0	\$0	\$0
Project Management			\$0	\$0	\$5,082	\$0	\$0	\$0	\$5,082
Total			\$0	\$0	\$5,082	\$0	\$0	\$0	\$5,082
Project Budget		\$8,711,882							
Less Other Funding		\$0							
Net		\$8,711,882							
Actual Measure AA Expenditures		\$5,082							
Running Balance		\$8,706,800							
AA 7100090									
Replacement Math and Science Extension Building (106)									
Legal			\$0	\$0	\$0	\$0	\$0	\$0	\$0
Other Contract Services			\$0	\$0	\$0	\$0	\$0	\$0	\$0
Site Acquisition			\$0	\$0	\$0	\$0	\$0	\$0	\$0
Inspection & Testing			\$0	\$0	\$0	\$0	\$0	\$0	\$0
Project Management			\$0	\$0	\$0	\$4,950	\$0	\$0	\$4,950
Total			\$0	\$0	\$0	\$4,950	\$0	\$0	\$4,950
Project Budget		\$87,944,336							
Less Other Funding		\$44,126,336							
Net		\$43,818,000							
Actual Measure AA Expenditures		\$4,950							
Running Balance		\$43,813,050							

* Other Funding Source:
 Measure U \$308,336 allocated
 State of California \$43,818,000 pending

SANTA MONICA COMMUNITY COLLEGE DISTRICT
 MEASURE AA EXPENDITURES
 FUND 42.4
 As of March 31, 2015

Projects	Budget	09/10 Final	10/11 Final	11/12 Final	12/13 Final	13/14 Final	14/15	Combined Totals
Madison East Wing Seismic Upgrade (107)								
Consultants		\$0	\$0	\$0	\$0	\$135	\$28	\$163
Off Campus Printing		\$0	\$0	\$0	\$0	\$0	\$285	\$285
Legal		\$0	\$0	\$0	\$0	\$0	\$0	\$0
Other Contract Services		\$0	\$364	\$997	\$0	\$0	\$1,091	\$2,452
Building & Additions		\$0	\$656	\$312,643	\$0	\$4,248	\$3,642,867	\$3,960,414
Architect		\$76,073	\$398,050	\$550,589	\$65,444	\$57,480	\$128,994	\$1,276,630
Engineering		\$0	\$0	\$10,707	\$778	\$0	\$13,042	\$24,527
Inspection & Testing		\$0	\$19,848	\$16,752	\$3,036	\$5,851	\$498,039	\$543,526
Project Management		\$5,557	\$128,878	\$112,573	\$67,447	\$118,242	\$367,191	\$799,887
Cap Equipment		\$0	\$0	\$30,603	\$0	\$0	\$0	\$30,603
Non-Cap Equipment		\$0	\$0	\$71,827	\$9,788	\$0	\$0	\$81,614
Total		\$81,630	\$547,796	\$1,106,691	\$146,492	\$185,956	\$4,651,538	\$6,720,103
Project Budget	\$23,016,844							
Less Other Funding	\$0							
Net	\$23,016,844							
Actual Measure AA Expenditures	\$6,720,103							
Running Balance	\$16,296,741							

Project Expenses to Date



Madison East Wing Seismic Upgrade

Project Description:
 Replacement of east wing with a new multipurpose room and additional classrooms

Facility Size:
 15,461 sq/ft

Status:
 In construction

Architect:
 DLR Group WWCOT

Contractor:
 Bernards Brothers

SANTA MONICA COMMUNITY COLLEGE DISTRICT
 MEASURE AA EXPENDITURES
 FUND 42.4
 As of March 31, 2015

Projects	Budget	09/10 Final	10/11 Final	11/12 Final	12/13 Final	13/14 Final	14/15	Combined Totals
AA 7100068								
Renovation to Corsair Stadium (108)								
Other Contract Services		\$0	\$0	\$0	\$0	\$0	\$0	\$0
Building & Additions		\$0	\$0	\$0	\$0	\$0	\$0	\$0
Architect		\$0	\$30,759	\$0	\$0	\$0	\$0	\$30,759
Engineering		\$0	\$0	\$0	\$0	\$0	\$0	\$0
Inspection & Testing		\$0	\$0	\$0	\$0	\$0	\$0	\$0
Project Management		\$0	\$4,540	\$0	\$0	\$0	\$0	\$4,540
Total		\$0	\$35,299	\$0	\$0	\$0	\$0	\$35,299
Project Budget	\$35,299							
Less Other Funding	\$0							
Net	\$35,299							
Actual Measure AA Expenditures	\$35,299							
Running Balance	\$0							

AA 7100067, 7100152, 7100155, 7100157								
Business & Facilities Infrastructure (111)								
Supplies		\$0	\$0	\$0	\$1,493	\$4,840	\$0	\$6,333
Service Fee		\$0	\$0	\$0	\$12,865	\$0	\$0	\$12,865
Consultants		\$0	\$0	\$0	\$0	\$14	\$8	\$22
Maintenance Contract		\$0	\$0	\$0	\$0	\$1,366	\$0	\$1,366
Legal		\$0	\$0	\$75	\$0	\$0	\$0	\$75
Software License		\$0	\$0	\$0	\$0	\$375	\$0	\$375
Other Contract Services		\$0	\$6,289	\$6,988	\$750	\$0	\$2,209	\$16,236
Moving Services		\$0	\$0	\$0	\$395	\$0	\$0	\$395
Building & Additions		\$0	\$34,672	\$198,667	\$200,565	\$284,668	\$0	\$718,592
Architect		\$0	\$0	\$80,626	\$170,132	\$37,906	\$0	\$288,664
Engineering		\$0	\$0	\$0	\$3,705	\$9,735	\$6,840	\$20,280
Inspection & Testing		\$0	\$0	\$8,142	\$10,938	\$10,500	\$0	\$29,580
Project Management		\$0	\$3,073	\$154,904	\$87,291	\$139,821	\$3,571	\$388,659
Cap Equipment		\$0	\$0	\$0	\$35,892	\$80,090	\$0	\$115,982
Non-Cap Equipment		\$0	\$89,204	\$84,590	\$193,782	\$193,782	\$0	\$367,576
Total		\$0	\$133,238	\$449,401	\$608,656	\$763,095	\$12,628	\$1,967,019
Project Budget	\$2,000,000							
Less Other Funding	\$0							
Net	\$2,000,000							
Actual Measure AA Expenditures	\$1,967,019							
Running Balance	\$32,981							

AA 7100004								
Master Planning, Program Management, Overhead (112)								
Supplies		\$0	\$0	\$0	\$0	\$0	\$0	\$0
Architect		\$0	\$0	\$0	\$0	\$0	\$0	\$0
Project Management		\$0	\$0	\$0	\$0	\$76,015	\$150	\$76,165
Cap Equipment		\$0	\$0	\$0	\$0	\$0	\$0	\$0
Non-Cap Equipment		\$0	\$0	\$0	\$0	\$0	\$0	\$0
Total		\$0	\$0	\$0	\$0	\$76,015	\$150	\$76,165
Project Budget	\$750,000							
Less Other Funding	\$0							
Net	\$750,000							
Actual Measure AA Expenditures	\$76,165							
Running Balance	\$673,835							

SANTA MONICA COMMUNITY COLLEGE DISTRICT
 MEASURE AA EXPENDITURES
 FUND 42.4
 As of March 31, 2015

Projects	Budget	09/10 Final	10/11 Final	11/12 Final	12/13 Final	13/14 Final	14/15	Combined Totals
AA 7100154								
Energy Efficiency Projects (113)								
Legal		\$0	\$0	\$0	\$0	\$0	\$0	\$0
Other Contract Services		\$0	\$0	\$0	\$0	\$0	\$0	\$0
Building & Additions		\$0	\$189	\$2,108,853	\$990,389	-\$97,842		\$3,001,590
Architect		\$0	\$0	\$0	\$0	\$0	\$0	\$0
Engineering		\$0	\$0	\$0	\$0	\$0	\$0	\$0
Inspection & Testing		\$0	\$0	\$4,020	\$0	\$0	\$0	\$4,020
Project Management		\$0	\$0	\$0	\$0	\$825	\$0	\$825
Non-Cap Equipment		\$0	\$0	\$0	\$0	\$0	\$0	\$0
Total		\$0	\$189	\$2,112,873	\$990,389	-\$97,017		\$3,006,435
Project Budget	\$6,640,455							
Less Other Funding	\$491,315							
Net	\$6,149,140							
Actual Measure AA Expenditures	\$3,006,435							
Running Balance	\$3,142,705							

* Other Funding Source:
 \$6,149,140 DWP \$18,715.00 received
 \$3,006,435 SCE \$446,519.77 received
 \$3,142,705 Gas Co. \$26,080 received

AA 7100064								
Community Classroom & Facility Projects (114)								
Supplies		\$0	\$0	\$0	\$124	\$0	\$0	\$124
Legal		\$0	\$0	\$1,867	\$1,418	\$0	\$0	\$3,285
Other Contract Services		\$0	\$3,720	\$1,869	\$0	\$0	\$0	\$5,588
Building & Additions		\$0	\$434,578	\$1,369,441	\$408,696	-\$1,003	\$0	\$2,211,712
Architect		\$0	\$263,833	\$48,120	\$1,318	\$0	\$0	\$313,272
Engineering		\$0	\$3,220	\$3,143	\$0	\$0	\$0	\$6,363
Inspection & Testing		\$0	\$41,002	\$80,885	\$1,495	\$0	\$0	\$123,382
Project Management		\$135	\$117,247	\$143,780	\$27,570	\$0	\$0	\$288,732
Non-Cap Equipment		\$0	\$0	\$209,726	\$0	\$0	\$0	\$209,726
Total		\$135	\$863,599	\$1,858,831	\$440,621	-\$1,003	\$0	\$3,162,183
Project Budget	\$3,162,183							
Less Other Funding	\$0							
Net	\$3,162,183							
Actual Measure AA Expenditures	\$3,162,183							
Running Balance	\$0							

AA 7100057								
Real Property Acquisition (115)								
Legal		\$0	\$0	\$0	\$0	\$0	\$0	\$0
Other Contract Services		\$0	\$39	\$7,000	\$0	\$15,800	\$0	\$22,839
Site Acquisition		\$1,739,979	\$4,001,204	\$9,022,207	\$0	\$0	\$0	\$14,763,389
Inspection & Testing		\$8,689	\$7,986	\$0	\$0	\$0	\$0	\$16,674
Project Management		\$0	\$0	\$0	\$0	\$0	\$0	\$0
Total		\$1,748,667	\$4,009,228	\$9,029,207	\$0	\$15,800	\$0	\$14,802,902
Project Budget	\$14,802,902							
Less Other Funding	\$0							
Net	\$14,802,902							
Actual Measure AA Expenditures	\$14,802,902							
Running Balance	\$0							

SANTA MONICA COMMUNITY COLLEGE DISTRICT
 MEASURE AA EXPENDITURES
 FUND 42.4
 As of March 31, 2015

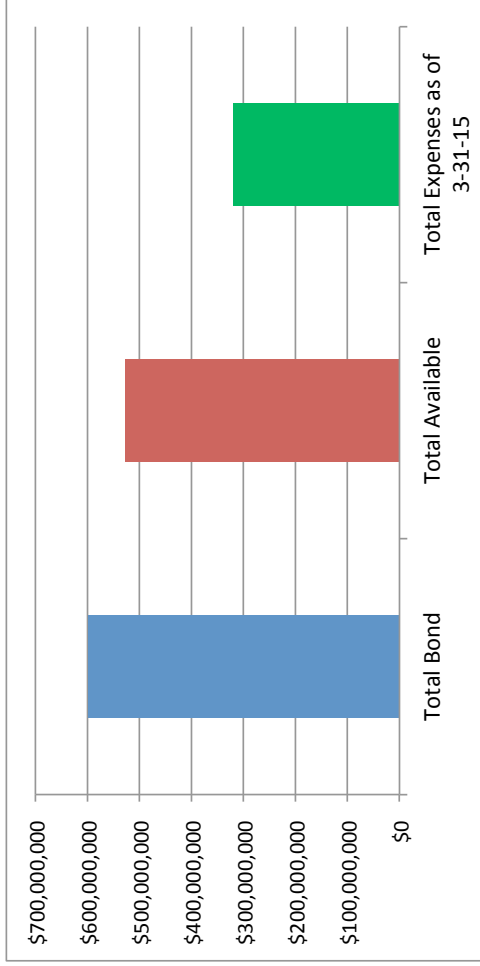
Projects	Budget	09/10 Final	10/11 Final	11/12 Final	12/13 Final	13/14 Final	14/15	Combined Totals
AA 7100153								
Emergency Lighting, Fire Alarm, and Security System (119)								
Supplies		\$0	\$0	\$0	\$0	\$2,348	\$0	\$2,348
Consultants		\$0	\$0	\$0	\$0	\$0	\$16	\$16
Maintenance Contract		\$0	\$0	\$648	\$0	\$39,700	\$0	\$40,348
Software Support		\$0	\$0	\$24,766	\$0	\$106,367	\$0	\$131,133
Other Contract Services		\$0	\$0	\$0	\$0	\$47,695	\$0	\$47,695
Building & Additions		\$0	\$0	\$0	\$0	\$110	\$10,395	\$10,506
Architect		\$0	\$0	\$0	\$0	\$0	\$18,925	\$18,925
Engineering		\$0	\$0	\$0	\$0	\$211,030	\$290,244	\$501,274
Inspection & Testing		\$0	\$0	\$0	\$0	\$0	\$0	\$0
Project Management		\$0	\$0	\$0	\$0	\$51,008	\$29,649	\$80,656
Cap Equipment		\$0	\$0	\$0	\$0	\$89,415	\$0	\$89,415
Non-Cap Equipment		\$0	\$0	\$6,087	\$0	\$392,586	\$8,348	\$407,022
Total		\$0	\$0	\$31,500	\$0	\$940,259	\$357,578	\$1,329,338
Project Budget	\$9,570,794							
Less Other Funding	\$0							
Net	\$9,570,794							
Actual Measure AA Expenditures	\$1,329,338							
Running Balance	\$8,241,456							
AA								
Cost of Issuance (121)								
Cost of Issuance		\$0	\$0	\$0	\$0	\$0	\$285,000	\$285,000
Total		\$0	\$0	\$0	\$0	\$0	\$285,000	\$285,000
Project Budget	\$500,000							
Less Other Funding	\$0							
Net	\$500,000							
Actual Measure AA Expenditures	\$285,000							
Running Balance	\$215,000							
Grand Total		\$4,900,734	\$10,935,584	\$17,864,407	\$13,113,759	\$30,388,248	\$20,773,005	\$97,975,737

SANTA MONICA COMMUNITY COLLEGE DISTRICT
Bond Sales / Expenses Report
 As of March 31, 2015

Measure U Bond \$160,000,000	Bond Issue Date	Amount
	2002	\$25,000,000
	2004	\$21,999,971
	2005	\$89,999,923
	2007	\$11,999,987
	2010	\$10,998,992
Total Available		\$159,998,873
Expenses as of 3-31-15		\$144,632,494
Total Available Remaining		\$15,366,379
Unsold Bond Amount		\$1,127
Total Available as of 4-1-15		\$15,367,506

Total Bond	\$598,500,000
Total Available	\$528,492,559
Total Expenses as of 3-31-15	\$320,509,304
Total Available Remaining	\$207,983,255
Total Unsold Bond	\$70,007,441

Measure S Bond \$143,500,000 (1)	Bond Issue Date	Amount
	2005	\$58,000,000
	2007	\$8,500,000
	2009	\$56,997,857
Total Available		\$123,497,857
Expenses as of 3-31-15		\$77,901,072
Total Available Remaining		\$45,596,785
Unsold Bond Amount		\$20,002,143
Total Available as of 4-1-15		\$65,598,928



Measure AA Bond \$295,000,000	Bond Issue Date	Amount
	2010	\$100,000,000
	2014	\$144,995,829
Total Available		\$244,995,829
Expenses as of 3-31-15		\$97,975,738
Total Available Remaining		\$147,020,091
Unsold Bond Amount		\$50,004,171
Total Available as of 4-1-15		\$197,024,262

Interest	Measure U	Measure S	Measure AA
As of 6-30-14	\$6,526,790	\$9,412,056	\$3,174,534
Arbitrage Payment as of 6-30-14	\$0	\$393,004	\$0
Available Interest as of 6-30-14	\$6,526,790	\$9,019,052	\$3,174,534

Cost of Issuance Refund	Measure U	Measure S
As of 6-30-14	\$20,688	\$35,575

(1) Original Bond \$135,000,000.00, refunding on 2-15-07 received additional \$8,500,000.00

**SMC Bond Program
Contractor List as of 3-31-2015**

Student Services (Measure U #0, Measure S #9, Measure AA #120):

Architect – Steinberg Architects, Morris Architects
Contractor – Minco
Engineering – IVA, Cogent Energy Engineering, XL Fire
Inspection & Testing – Geo Labs, BTC Labs - Vertical V, Peak Survey, LPI
Project Management – LPI

Replacement Health/PE/Fitness/Dance Building (Measure S #4, Measure AA #104):

Architect – Gensler Architects
Contractor – Bernards Brothers
Engineering – IVA, Glumac
Inspection & Testing – Geo Labs, Ellis Environmental, Twining, Rango Inc.
Project Management – LPI

Early Childhood Development (Measure S #5):

Architect – Carde Ten Architects
Consultant – Child Educational Center
Contractor – N/A
Engineering – N/A
Inspection & Testing – Geo Labs
Project Management – LPI

Malibu Site (Measure S #6, Measure AA #110):

Architect – Quatro Design Group
Contractor – N/A
Consultant – m2 Strategic, Parker Environmental
Engineering – Ensitu Services
Inspection & Testing – Peak Surveys, Ellis Environmental, JL Inspection
Project Management – LPI

Energy Efficiency Projects (Measure S #7, Measure AA #113):

Architect – N/A
Contractor – Compass Energy Solutions, Johnson Controls
Engineering – Compass Energy Solutions, Johnson Controls
Inspection & Testing – Ellis Environmental

Environmental Performance (Measure AA #101):

Architect – Kishimoto Architects
Contractor – N/A
Engineering – P2S Engineering
Inspection & Testing – Cannon, Peak Surveys
Project Management – LPI

Information Technology Relocation (Measure AA #102):

Architect – Morris Architects
Contractor – Minco, Bernards Brothers
Engineering – IVA, P2S Engineering
Inspection & Testing – Cannon, Peak Surveys, Geo Labs, Ellis Environmental,
Twining, JL Inspection, Rango Inc.
Project Management – LPI

Media and Technology Complex (Measure AA #103):

Architect – Clive Wilkinson Architects, Morris Architects
Contractor – H.B. Parkco Construction, Fast Track Construction,
CW Driver
Consultant – EEG Services
Engineering – IVA, P2S Engineering
Inspection & Testing – Twining, Geo Labs, BTC Labs – Vertical V,
JL Inspection, EEG Services, Ellis Environmental
Project Management – LPI

Madison East Wing Seismic Upgrade (Measure AA #107):

Architect – DLR Group – WWCOT, LPI
Contractor – Trimax, Bernards Brothers
Engineering – IVA, Glumac
Inspection & Testing – Twining, Peak Surveys, LPI, All Group Engineering,
EEG Services, Ellis Environmental
Project Management – LPI

Business & Facilities Infrastructure (Measure AA #111):

Architect – LPI, Gwynne Pugh Urban Studio
Contractor – REC+S, Inc., Omega Construction,
Concept Consultant, Inc.
Engineering – N/A
Inspection & Testing – Ellis Environmental, JL Inspection
Project Management – LPI

Community Classroom & Facility Project (Measure AA #114)

Architect – Morris Architects
Contractor – Waisman Construction, Spinitar, Trimax
Engineering – IVA
Inspection & Testing – LPI, Twining
Project Management – LPI

Satellite Campus Parking Facilities and Roadway Improvements (Measure S #8)

Architect – N/A

Contractor – N/A

Engineering – MK Engineering Group

Inspection & Testing – N/A

Project Management – LPI

Roadways, walkways, Grounds, Parking Lots, and Garages (Measure AA #116)

Architect – LPI, DLR Group - WWCOT

Contractor – Trimax, Pub Construction

Consultant – Walker Parking

Engineering – MK Engineering

Inspection & Testing – Ellis Environmental, Peak Surveys, LPI

Project Management – LPI

Emergency Lighting, Fire Alarm, and Security System (Measure AA #119)

Architect – N/A

Contractor – N/A

Consultant – IVA

Engineering – MDC Engineers

Inspection & Testing – N/A

Project Management – LPI