

SANTA MONICA COMMUNITY COLLEGE DISTRICT

CITIZENS' BOND OVERSIGHT COMMITTEE



Santa Monica Community College District
Citizens' Bond Oversight Committee
MEETING – OCTOBER 10, 2018
AGENDA

A meeting of the Santa Monica Community College District Citizens' Bond Oversight Committee will be held on **Wednesday, October 10, 2018 at 8 a.m. in Humanities & Social Science (HSS 301) at Santa Monica College, 1900 Pico Boulevard, Santa Monica, California.**

Public Comments

Individuals may address the Citizens' Bond Oversight Committee concerning any subject that lies within the jurisdiction of the Citizens' Bond Oversight Committee by submitting an information card with name and topic on which comment is to be made. The Chair reserves the right to limit the time for each speaker.

1. CALL TO ORDER

2. ROLL CALL

- Jeffrey Graham
- Sion Roy
- Sharon Barovsky
- Michael Dubin
- Alfred Barrett
- Sonya Sultan
- Finley Garrison, SMC Associates Student representative

3. APPROVAL OF MINUTES

- a. Citizens' Bond Oversight Committee meeting of August 22, 2018 (*attached*)

4. ELECTION OF CHAIR AND VICE-CHAIR, 2018-2020

- a. At the August 22, 2018 meeting, the committee agreed to defer election to the October meeting so that all members are present.
- b. It is recommended that the CBOC elect its Chair and Vice-Chair for 2018-2020.

5. Citizens' Bond Oversight Committee Annual Report 2017-2018

- a. The annual report 2017-2018 is presented for approval.

6. REPORTS and DISCUSSION (reports enclosed):

A. SMC Bond Capital Construction Budget Summary as of September 30, 2018.

I. **Bond Sales/Expenses Report**

II. **Bond Budgets**

- a. Measure U
- b. Measure S
- c. Measure AA
- d. Measure V

III. **Measure U Reports**

- i. Project Schedule
- ii. Expenditures

IV. **Measure S Reports**

- i. Project Schedule
- ii. Expenditures



Santa Monica Community College District
Citizens' Bond Oversight Committee
MEETING – OCTOBER 10, 2018
AGENDA

V. Measure AA Reports

- i. Project Schedule
- ii. Expenditures

VI. Measure V Reports

- i. Project Schedule
- ii. Expenditures

VII. SMC Bond Program Contractor List

7. SCHEDULE OF MEETINGS, 2018-2019:

Wednesdays at 8 a.m.

- ~~August 22, 2018~~
- October 10, 2018
- January 23, 2019
- April 24, 2019
- July 17, 2019

8. ADJOURNMENT

The next meeting of the Citizens' Bond Oversight Committee will be held on **Wednesday, January 23, 2019 at 8 a.m. in Humanities & Social Science (HSS 301).**



A meeting of the Santa Monica Community College District Citizens' Bond Oversight Committee was held on Wednesday, **August 22, 2018 at 8 a.m.** in ~~Drescher 300~~—E (the Left) HSS 301 at Santa Monica College, 1900 Pico Boulevard, Santa Monica, California.

1. **CALL TO ORDER:** 8:06 a.m.

2. **ROLL CALL -- Members**

- Sonya Sultan, Chair --- **Present**
- Jeffrey Graham – **Present**
- Sion Roy --- **Present**
- Sharon Barovsky --- *Absent*
- Michael Dubin – *Absent*
- Alfred Bennett – **Present**
- Finley Garrison - **Present**

Others Present:

- Elaine Polachek, *Interim* Executive Vice President
- Don Girard, Senior Director, Government Relations/Institutional Communications
- Ramin Nematollahi, Citizens' Bond Oversight Committee Coordinator
- Charlie Yen, *Interim* Director of Facilities Planning

3. **ELECTION OF CHAIR AND VICE-CHAIR 2018-2020**

Action was delayed to the next executive meeting so that all members are present.

4. **APPROVAL OF MINUTES**

The minutes of the April 25, 2018 meeting were approved as is. Motion was made by Sion Roy and seconded by Sonya Sultan and unanimously approved by the committee.

5. **REPORTS and DISCUSSION**

A. SMC Bond Capital Construction Budget Summary.

Charlie Yen, discussed the SMC bond Capital Constructor Budget Summary as of June 30, 2018.

- **Student Services Building:** Construction is proceeding as planned and completion date is Spring 2019. The façade is completed and the next phase is the interior.
- **Early Childhood Education Center:** Project has started and proceeding as planned. The completion date is June 2020.
- **Malibu Campus:** Sewer alignment is complete. Groundbreaking will take place September 21, 2018. Construction to begin October 2018 and to be completed in December 2021. The building has received a LEED Gold rating.
- **Math and Science Complex:** The plans have all been submitted to DSA and awaiting approval. The completion date is September 2022.
- **Demolition Projects:**
 - **Formerly YWCA - 2019 14th Street:** The structure will be demolished and will serve as the future home of the art department. It will be covered with gravel and serve as a walk-through for students.
 - **Formerly Foster Freeze – 1530 Pico Boulevard:** The structure will be



demolished and trailer will serve as the offices of Vanir Constructions, which oversees SMC construction projects.

B. Measure U, S, AA and V and Bond Sales Expense Reports

The SMC Bond Capital Construction Budget Summary as of June 30, 2018 reports the following:

Measure U Budget:	\$160,000,000
Measure S Budget:	\$143,500,000
Measure AA Budget:	\$295,000,000
Measure V Budget:	\$345,000,000
Interest	\$ 22,907,882
Other Funding Received:	\$ 26,741,995
Other Funding Pending:	\$ 73,978,548
Total Budget:	\$ 1,067,128,425
Estimate at Completion:	\$ 1,067,128,425
Bond Funds Remaining:	\$ 394,004,217

- **Measure U:** Total Measure U Expenditures last period were **\$0**; total remaining funds are **\$1,127**; no budget variance.
- **Measure S:** Total Measure S Expenditures last period were **\$6,062,623**; total remaining funds are **\$22,449,625**; no budget variance.
- **Measure AA:** Total Measure AA Expenditures last period were **\$2,651,770**; total remaining funds are **\$28,714,449**; no budget variance.
- **Measure V:** Total Measure V Expenditures last period were **\$2,153,543**; total remaining funds are **\$342,846,457**; no budget variance.

• **The Bond Sales/Expense Report**

Indicates total bond amounts, bond issue dates/amounts unsold bond amount and total available as of June 30, 2018.

Total Bond:	\$943,500,000
Total Available:	\$778,492,559
Total Expenses:	\$549,488,342
Total Available Remaining:	\$229,004,217
Total Unsold Bond:	\$165,007,441

The SMC Bond Construction Program Contractor List as of June 30, 2018 was included in the packet.

7. SCHEDULE OF MEETINGS, 2018--2019

- Wednesday, October 10, 2018
- Wednesday, January 23, 2019
- Wednesday, April 24, 2019
- Wednesday, July 17, 2019

8. ADJOURNMENT: 9:07 am

The next meeting of the Citizens' Bond Oversight Committee will be held on Wednesday, **October 10, 2018 at 8 a.m. in HSS 301 at Santa Monica College**, 1900 Pico Boulevard, Santa Monica, California.

Current information on all bond construction projects is available at: <http://smcbondprogram.com> and at <http://www.smc.edu/CBOC>

Santa Monica College Bond Capital Construction Budget Summary as of 9-30-2018

Project Number	Project Name	Measure U Budget	Measure S Budget	Measure AA Budget	Measure V Budget	Interest	Other Funding Received *	Other Funding Pending **	Total Budget	Estimate at Completion	Status	Bond Funds Remaining
U-A	Purchase of BAE Airport Site	\$30,280,878							\$30,280,878	\$30,280,878	Completed	\$0
U-B	Emeritus College Facility	\$8,909,940					\$693,842		\$9,603,782	\$9,603,782	Completed	\$0
U-C	Purchase of 1738 Pearl Street	\$749,208							\$749,208	\$749,208	Completed	\$0
U-D	PE Temp. Bldg. Replacement	\$2,797,033							\$2,797,033	\$2,797,033	Completed	\$0
U-E	Remodel Library Village for Math	\$1,458,690							\$1,458,690	\$1,458,690	Completed	\$0
U-F	SM Airport Campus Site Improvements	\$4,170,264							\$4,170,264	\$4,170,264	Completed	\$0
U-G	SM Airport Campus West Building	\$19,709,741							\$19,709,741	\$19,709,741	Completed	\$0
U-H	Theater Arts Renovation	\$19,544,314							\$19,544,314	\$19,544,314	Completed	\$0
U-I	Earthquake Rpl. Liberal Arts North	\$6,011,584					\$6,496,141		\$12,507,725	\$12,507,725	Completed	\$0
U-K	Earthquake Rpl. Liberal Arts South	\$6,108,150					\$10,625,070		\$16,733,220	\$16,733,220	Completed	\$0
U-L	Shuttle Replacement Parking	\$18,969,509							\$18,969,509	\$18,969,509	Completed	\$0
U-M	North Quad Plaza	\$11,388,463							\$11,388,463	\$11,388,463	Completed	\$0
U-Q	Infrastructure & Safety	\$4,003,084							\$4,003,084	\$4,003,084	Completed	\$0
U-R	Restroom Improvements	\$17,501							\$17,501	\$17,501	Completed	\$0
S-1	Athletic Fields Phase I, Corsair Field		\$4,372,535				\$67,530		\$4,440,065	\$4,440,065	Completed	\$0
S-1A	Athletic Fields Phase I, John Adams		\$2,969,807						\$2,969,807	\$2,969,807	Completed	\$0
S-10	Pico Promenade Improvements, Phase I		\$1,018,009						\$1,018,009	\$1,018,009	Completed	\$0
S-13	Adv. Architecture Related Exp for AA		\$0						\$0	\$0	Completed	\$0
AA-114	Community Classroom & Facility Projects			\$3,162,183					\$3,162,183	\$3,162,183	Completed	\$0
U-T	14th and Pico Project	\$319,242							\$319,242	\$319,242	Completed	\$0
U-N	Letters & Sci Demo/Restore	\$0							\$0	\$0	Completed	\$0
AA-108	Renovation of Corsair Stadium			\$35,299					\$35,299	\$35,299	Completed	\$0
S-2	Performing Arts Complex		\$37,697,625				\$2,992,576		\$40,690,201	\$40,690,201	Completed	\$0
U-J	Music Complex	\$2,011,371					\$2,618,113		\$4,629,484	\$4,629,484	Completed	\$0
S-3, AA-109	Career Opportunity Center			\$0					\$0	\$0	Completed	\$0
AA-118	Infrastructure & Technology - Utility			\$27,753					\$27,753	\$27,753	Completed	\$0
AA-111	Business & Facilities Infrastructure			\$1,968,124					\$1,968,124	\$1,968,124	Completed	\$0
AA-117	Infrastructure & Technology - Technology			\$2,434,417					\$2,434,417	\$2,434,417	Completed	\$0
S-7, AA-113	Energy Efficiency Projects		\$293,361	\$3,016,773			\$708,637		\$4,018,771	\$4,018,771	Completed	\$0
S-15	Signage Safety/Information		\$706,713						\$706,713	\$706,713	Completed	\$0
AA-102	Infrastructure & Technology - Information Technology Relocation			\$23,140,771			\$19,798		\$23,160,569	\$23,160,569	Completed	\$0
S-8, AA-116	Satellite Campus Parking Facilities and Roadway		\$3,891,747	\$2,130,670					\$6,022,417	\$6,022,417	Completed	\$0
AA-107	Madison East Wing Seismic Upgrade			\$30,153,816					\$30,153,816	\$30,153,816	Completed	\$2,798
S-4, AA-104	Replacement Health/PE/Fitness Central Plant Building		\$11,603,383	\$46,459,800			\$208,847		\$58,272,030	\$58,272,030	Completed	\$1,994,900
AA-101	Environmental Performance - Central Plant Connections			\$11,206,164					\$11,206,164	\$11,206,164	Completed	\$439,103
S-14, AA-115	Real Property Acquisition		\$45,597	\$24,859,475					\$24,905,072	\$24,905,072	Completed	\$221,089
AA-103	Media and Technology Complex - Academy Site			\$123,714,322			\$990,441	\$5,844,950	\$130,549,713	\$130,549,713	Completed	\$900,953
AA-119	Emergency Lighting, Fire Alarm, and Security System			\$11,520,794					\$11,520,794	\$11,520,794	In Construction	\$189,255
U-O, S-9, AA-120, V102	Student Services Building	\$21,131,135	\$45,595,322	\$6,870,490	\$33,624,909	\$21,681,308	\$1,321,000		\$130,224,164	\$130,224,164	In Construction	\$34,160,296
S-5, V-104	Early Childhood Development/Childcare		\$8,858,578		\$15,405,517			\$6,661,598	\$30,925,693	\$30,925,693	In Construction	\$21,838,640
S-6, AA-110, V-103	Malibu Site Acquisition and Facility		\$25,000,000		\$25,000,000				\$50,000,000	\$50,000,000	In Construction	\$39,171,949
U-S, S-11, AA-112, V-109	Master Planning	\$2,110,430	\$716,428	\$833,427	\$450,000				\$4,110,285	\$4,110,285	In Design	\$450,000
U-P, AA-106, V-101	Replacement Math and Science Extension Building	\$308,336		\$2,244,008	\$82,317,992			\$40,088,000	\$124,958,336	\$124,958,336	In Design	\$77,788,738
AA-105, V-110	Drescher - Academic Modernization, Bookstore, Pico Promenade II			\$5,082	\$13,000,000				\$13,005,082	\$13,005,082	In Planning	\$13,000,000
V-105	Art Building Replacement				\$24,000,000			\$8,914,000	\$32,914,000	\$32,914,000	In Planning	\$23,999,816
V-106	Business Building Renovation				\$12,547,000			\$12,470,000	\$25,017,000	\$25,017,000	In Planning	\$12,547,000
V-107	Air Conditioning				\$10,777,654				\$10,777,654	\$10,777,654	In Design	\$10,354,469
V-108	ADA				\$4,000,000				\$4,000,000	\$4,000,000	In Planning	\$4,000,000
V-111	Outdoor Classroom				\$10,000,000				\$10,000,000	\$10,000,000	In Planning	\$9,900,000
V-112	SMMUSD				\$20,000,000				\$20,000,000	\$20,000,000	In Design	\$20,000,000
V-113	City of Santa Monica				\$20,000,000				\$20,000,000	\$20,000,000	In Planning	\$20,000,000
V-114	Classrooms Relocation				\$4,900,000				\$4,900,000	\$4,900,000	In Planning	\$4,900,000
S-12, V-120	Other Bond Related Expenses		\$609,282		\$300,000				\$909,282	\$909,282	In Planning	\$469,095
V-115	TBD				\$39,876,928				\$39,876,928	\$39,876,928	In Planning	\$39,876,928
S-16, AA-121, V-121	Cost of Issuance		\$119,470	\$498,026	\$800,000				\$1,417,496	\$1,417,496	In Planning	\$508,723
AA-122, V-122	Management Reserve			\$714,435	\$28,000,000	\$3,877,925			\$32,592,360	\$32,592,360	In Planning	\$28,714,435
U-U, S-17, AA-123, V-123	Unissuable	\$1,127	\$2,143	\$4,171					\$7,441	\$7,441	On-Going	\$0
	Project Totals	\$160,000,000	\$143,500,000	\$295,000,000	\$345,000,000	\$25,559,233	\$26,741,995	\$73,978,548	\$1,069,779,776	\$1,069,779,776		\$365,428,187

* City of SM: \$10,206,823; FEMA: \$1,962,572; State: \$5,779,000; Prop T: 2,618,113; DWP: \$86,245; SCE: \$844,284; Gas Co.: \$106,262; Madison Foundation: \$2,992,576; KCRW: \$958,462; Emeritus College Foundation: \$693,842; Bond Interest and Cost of Issuance Refund: \$21,476,400

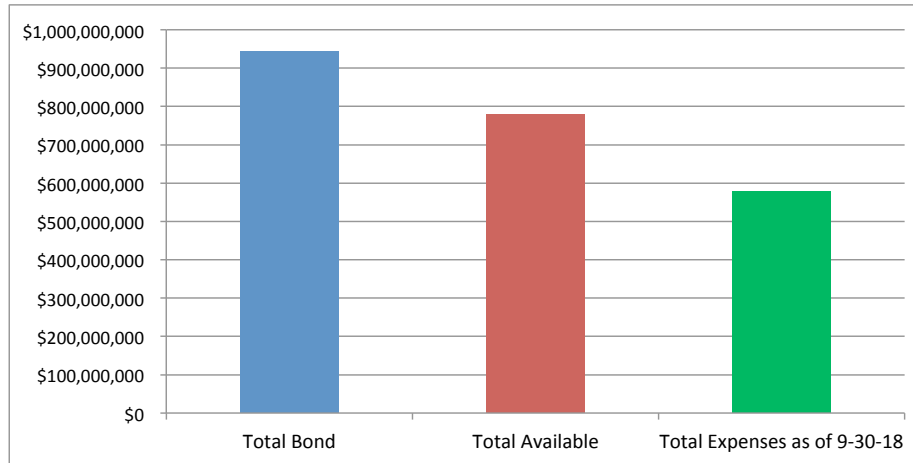
** City of SM: 6,661,598; KCRW: \$5,844,950; State: \$40,088,000

SANTA MONICA COMMUNITY COLLEGE DISTRICT
Bond Sales / Expenses Report
 As of September 30, 2018

Measure U Bond \$160,000,000	
Bond Issue Date	Amount
2002	\$25,000,000
2004	\$21,999,971
2005	\$89,999,923
2007	\$11,999,987
2010	\$10,998,992
Total Available	\$159,998,873
Expenses as of 9-30-18	\$159,998,873
Total Available Remaining	\$0
Unsold Bond Amount	\$1,127
Total Available as of 10-1-18	\$1,127

Total Bond	\$943,500,000
Total Available	\$778,492,559
Total Expenses as of 9-30-18	\$578,064,371
Total Available Remaining	\$200,428,188
Total Unsold Bond	\$165,007,441

Measure S Bond \$143,500,000 (1)	
Bond Issue Date	Amount
2005	\$58,000,000
2007	\$8,500,000
2009	\$56,997,857
2017	\$20,000,000
Total Available	\$143,497,857
Expenses as of 9-30-18	\$122,723,506
Total Available Remaining	\$20,774,351
Unsold Bond Amount	\$2,143
Total Available as of 10-1-18	\$20,776,494



Measure AA Bond \$295,000,000	
Bond Issue Date	Amount
2010	\$100,000,000
2014	\$144,995,829
2017	\$50,000,000
Total Available	\$294,995,829
Expenses as of 9-30-18	\$286,683,302
Total Available Remaining	\$8,312,527
Unsold Bond Amount	\$4,171
Total Available as of 10-1-18	\$8,316,698

Measure V Bond \$345,000,000	
Bond Issue Date	Amount
2018	\$180,000,000
Total Available	\$180,000,000
Expenses as of 9-30-18	\$8,658,690
Total Available Remaining	\$171,341,310
Unsold Bond Amount	\$165,000,000
Total Available as of 10-1-18	\$336,341,310

Interest	Measure U	Measure S	Measure AA	Measure V
As of 6-30-18	\$7,034,168	\$11,417,370	\$6,375,323	\$676,109
Expenditure / Arbitrage as of 9-30-18	\$7,034,168	\$9,026,489	\$0	\$0
Available Interest as of 9-30-18	\$0	\$2,390,881	\$6,375,323	\$676,109

Cost of Issuance Refund	Measure U	Measure S
As of 9-30-17	\$20,688	\$35,575
Expenditure as of 9-30-18	\$20,688	\$0
Available as of 9-30-18	\$0	\$35,575

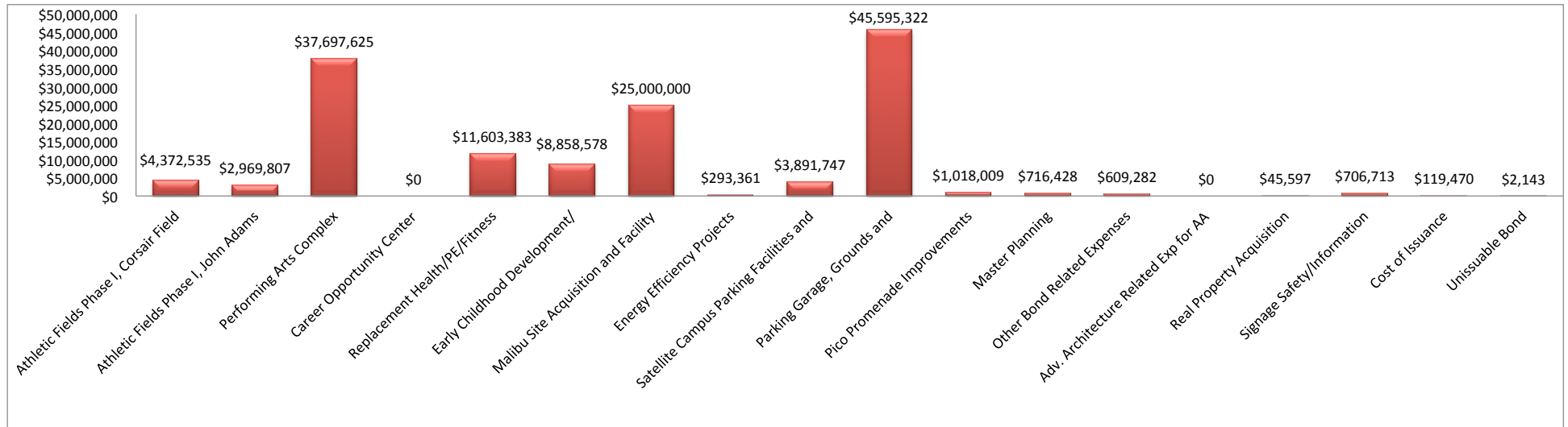
(1) Original Bond \$135,000,000.00, refunding on 2-15-07 received additional \$8,500,000.00

SANTA MONICA COMMUNITY COLLEGE DISTRICT

Measure S Bond Budget

As of September 30, 2018

	Project Name	Completion	Project Budget	Measure S Allocation	Other Funding	Measure S Expenditures as of 9/30/18	Measure S Expenditures as of 6/30/18	Measure S Expenditures Last Period	Total Measure S Remaining
1	Athletic Fields Phase I, Corsair Field	Completed	\$4,440,065	\$4,372,535	\$67,530	\$4,372,535	\$4,372,535	\$0	\$0
1A	Athletic Fields Phase I, John Adams	Completed	\$2,969,807	\$2,969,807	\$0	\$2,969,807	\$2,969,807	\$0	\$0
2	Performing Arts Complex	Completed	\$40,690,201	\$37,697,625	\$2,992,576	\$37,697,625	\$37,697,625	\$0	\$0
3	Career Opportunity Center	Completed	\$0	\$0	\$0	\$0	\$0	\$0	\$0
4	Replacement Health/PE/Fitness Building	Completed	\$58,272,030	\$11,603,383	\$46,668,647	\$11,603,383	\$11,603,383	\$0	\$0
5	Early Childhood Development/Childcare	June 2020	\$30,925,693	\$8,858,578	\$22,067,115	\$2,425,455	\$2,247,111	\$178,344	\$6,433,123
6	Malibu Site Acquisition and Facility	December 2021	\$25,000,000	\$25,000,000	\$0	\$10,828,051	\$10,423,438	\$404,613	\$14,171,949
7	Energy Efficiency Projects	Completed	\$510,683	\$293,361	\$217,322	\$293,361	\$293,361	\$0	\$0
8	Satellite Campus Parking Facilities and Roadway Improvements	Deferred	\$7,022,417	\$3,891,747	\$3,130,670	\$3,891,747	\$3,891,747	\$0	\$0
9	Parking Garage, Grounds and Equipment - Student Services	March 2019	\$130,224,164	\$45,595,322	\$84,628,842	\$45,595,322	\$45,595,322	\$0	\$0
10	Pico Promenade Improvements	Completed	\$1,018,009	\$1,018,009	\$0	\$1,018,009	\$1,018,009	\$0	\$0
11	Master Planning	Completed	\$716,428	\$716,428	\$0	\$716,428	\$716,428	\$0	\$0
12	Other Bond Related Expenses	On-Going	\$609,282	\$609,282	\$0	\$440,003	\$420,373	\$19,630	\$169,279
13	Adv. Architecture Related Exp for AA	Completed	\$0	\$0	\$0	\$0	\$0	\$0	\$0
14	Real Property Acquisition	Completed	\$45,597	\$45,597	\$0	\$45,597	\$45,597	\$0	\$0
15	Signage Safety/Information	Completed	\$706,713	\$706,713	\$0	\$706,713	\$706,713	\$0	\$0
16	Cost of Issuance	Completed	\$119,470	\$119,470	\$0	\$119,470	\$119,470	\$0	\$0
17	Unissuable Bond	Completed	\$2,143	\$2,143	\$0	\$0	\$0	\$0	\$2,143
	Project Totals		\$303,270,559	\$143,500,000	\$159,772,702	\$122,723,506	\$122,120,919	\$602,587	\$20,776,494

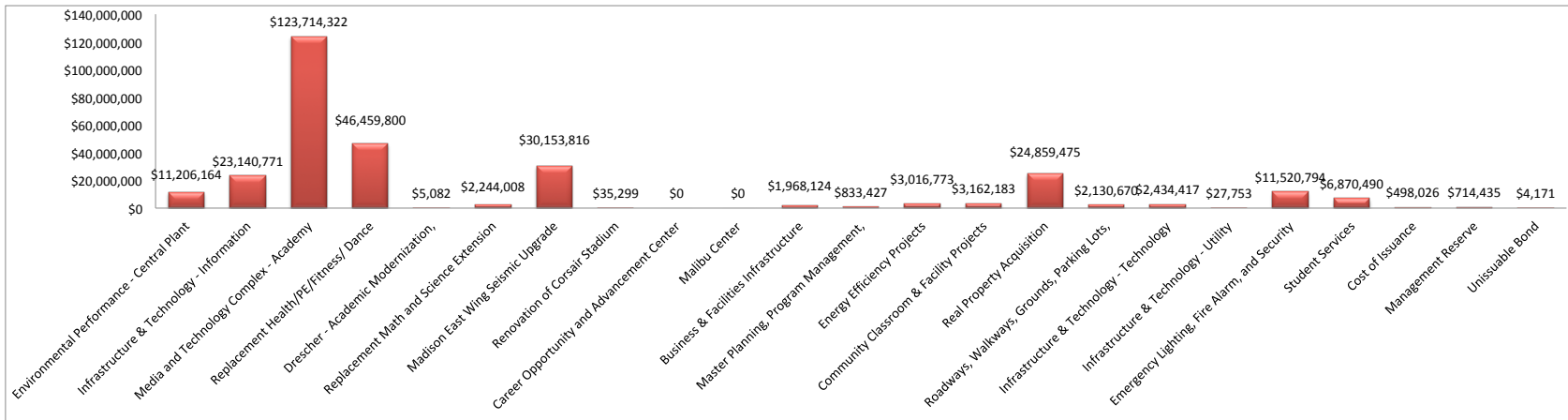


SANTA MONICA COMMUNITY COLLEGE DISTRICT
Measure S Bond Budget History
as of September 30, 2018

	Project Name	Completion	Preliminary Measure S Budget	Measure S Budget as of 6/30/18	Measure S Budget as of 9/30/18	Variance	Measure S Remaining as of 9/30/18
1	Athletic Fields Phase I, Corsair Field	<i>Completed</i>	\$1,800,000	\$4,372,535	\$4,372,535	\$0	\$0
1A	Athletic Fields Phase I, John Adams	<i>Completed</i>	\$35,200,000	\$2,969,807	\$2,969,807	\$0	\$0
2	Performing Arts Complex	<i>Completed</i>	\$24,000,000	\$37,697,625	\$37,697,625	\$0	\$0
3	Career Opportunity Center	<i>Completed</i>	\$20,000,000	\$0	\$0	\$0	\$0
4	Replacement Health/PE/Fitness Building	<i>Completed</i>	\$20,000,000	\$11,603,383	\$11,603,383	\$0	\$0
5	Early Childhood Development/Childcare	June 2020	\$7,000,000	\$8,858,578	\$8,858,578	\$0	\$6,433,123
6	Malibu Site Acquisition and Facility	December 2021	\$25,000,000	\$25,000,000	\$25,000,000	\$0	\$14,171,949
7	Energy Efficiency Projects	<i>Completed</i>	\$2,000,000	\$293,361	\$293,361	\$0	\$0
8	Satellite Campus Parking Facilities and Roadway Improvements	Deferred	\$0	\$3,891,747	\$3,891,747	\$0	\$0
9	Parking Garage, Grounds and Equipment - Student Services	March 2019	\$0	\$45,595,322	\$45,595,322	\$0	\$0
10	Pico Promenade Improvements, Phase I	<i>Completed</i>	\$0	\$1,018,009	\$1,018,009	\$0	\$0
11	Master Planning	<i>Completed</i>	\$0	\$716,428	\$716,428	\$0	\$0
12	Other Bond Related Expenses	On-Going	\$0	\$609,282	\$609,282	\$0	\$169,279
13	Adv. Architecture Related Exp for AA	<i>Completed</i>	\$0	\$0	\$0	\$0	\$0
14	Real Property Acquisition	<i>Completed</i>	\$0	\$45,597	\$45,597	\$0	\$0
15	Signage Safety/Information	<i>Completed</i>	\$0	\$706,713	\$706,713	\$0	\$0
16	Cost of Issuance	<i>Completed</i>	\$0	\$119,470	\$119,470	\$0	\$0
17	Unissuable Bond	<i>Completed</i>	\$0	\$2,143	\$2,143	\$0	\$2,143
	Project Totals		\$135,000,000	\$143,500,000	\$143,500,000	\$0	\$20,776,494

SANTA MONICA COMMUNITY COLLEGE DISTRICT
Measure AA Bond Budget
As of September 30, 2018

	Project Name	Completion	Project Budget	Measure AA Allocation	Other Funding	Measure AA Expenditures as of 9/30/18	Measure AA Expenditures as of 6/30/18	Measure AA Expenditures Last Period	Total Measure AA Remaining
101	Environmental Performance - Central Plant Connections	Completed	\$11,206,164	\$11,206,164	\$0	\$10,767,061	\$10,751,362	\$15,699	\$439,103
102	Infrastructure & Technology - Information Technology Relocation	Completed	\$23,160,569	\$23,140,771	\$19,798	\$23,140,771	\$23,140,771	\$0	\$0
103	Media and Technology Complex - Academy Site	Completed	\$130,549,713	\$123,714,322	\$6,835,391	\$122,813,369	\$122,714,322	\$99,047	\$900,953
104	Replacement Health/PE/Fitness/ Dance Building with Central Plant	Completed	\$58,272,030	\$46,459,800	\$11,812,230	\$44,464,900	\$44,443,670	\$21,230	\$1,994,900
105	Drescher - Academic Modernization, Bookstore, Pico Promenade	Deferred	\$13,005,082	\$5,082	\$13,000,000	\$5,082	\$5,082	\$0	\$0
106	Replacement Math and Science Extension Building	September 2022	\$124,958,336	\$2,244,008	\$122,714,328	\$2,098,878	\$2,098,878	\$0	\$145,130
107	Madison East Wing Seismic Upgrade	Completed	\$30,153,816	\$30,153,816	\$0	\$30,151,018	\$30,141,353	\$9,665	\$2,798
108	Renovation of Corsair Stadium	Completed	\$35,299	\$35,299	\$0	\$35,299	\$35,299	\$0	\$0
109	Career Opportunity and Advancement Center (Bundy)	Completed	\$0	\$0	\$0	\$0	\$0	\$0	\$0
110	Malibu Center	December 2021	\$25,000,000	\$0	\$25,000,000	\$0	\$0	\$0	\$0
111	Business & Facilities Infrastructure	Completed	\$1,968,124	\$1,968,124	\$0	\$1,968,124	\$1,968,124	\$0	\$0
112	Master Planning, Program Management, Overhead	On-Going	\$833,427	\$833,427	\$0	\$833,427	\$833,427	\$0	\$0
113	Energy Efficiency Projects	Completed	\$3,508,088	\$3,016,773	\$491,315	\$3,016,773	\$3,016,773	\$0	\$0
114	Community Classroom & Facility Projects	Completed	\$3,162,183	\$3,162,183	\$0	\$3,162,183	\$3,162,183	\$0	\$0
115	Real Property Acquisition	Completed	\$24,859,475	\$24,859,475	\$0	\$24,638,386	\$24,638,386	\$0	\$221,089
116	Roadways, Walkways, Grounds, Parking Lots, and Garages	Completed	\$7,022,417	\$2,130,670	\$4,891,747	\$2,130,670	\$2,130,670	\$0	\$0
117	Infrastructure & Technology - Technology	Completed	\$2,434,417	\$2,434,417	\$0	\$2,434,417	\$2,434,417	\$0	\$0
118	Infrastructure & Technology - Utility	Completed	\$27,753	\$27,753	\$0	\$27,753	\$27,753	\$0	\$0
119	Emergency Lighting, Fire Alarm, and Security System	On-Going	\$11,520,794	\$11,520,794	\$0	\$11,331,539	\$11,294,799	\$36,740	\$189,255
120	Student Services	March 2019	\$130,224,164	\$6,870,490	\$123,353,674	\$3,165,626	\$3,165,626	\$0	\$3,704,864
121	Cost of Issuance	Completed	\$498,026	\$498,026	\$0	\$498,026	\$498,026	\$0	\$0
122	Management Reserve	On-Going	\$714,435	\$714,435	\$0	\$0	\$0	\$0	\$714,435
123	Unissuable Bond	Completed	\$4,171	\$4,171	\$0	\$0	\$0	\$0	\$4,171
	Project Totals		\$602,399,877	\$295,000,000	\$308,118,483	\$286,683,302	\$286,500,921	\$182,381	\$8,316,698



SANTA MONICA COMMUNITY COLLEGE DISTRICT
Measure AA Bond Budget History
as of September 30, 2018


	Project Name	Completion	Preliminary Measure AA Budget	Measure AA Budget as of 6/30/18	Measure AA Budget as of 9/30/18	Variance	Measure AA Remaining as of 9/30/18
101	Environmental Performance - Central Plant Connections	Completed	\$12,034,042	\$11,206,164	\$11,206,164	\$0	\$439,103
102	Infrastructure & Technology - Information Technology Relocation	Completed	\$13,287,218	\$23,140,771	\$23,140,771	\$0	\$0
103	Media and Technology Complex - Academy Site	Completed	\$57,480,824	\$123,714,322	\$123,714,322	\$0	\$900,953
104	Replacement Health/PE/Fitness/ Dance Building with Central Plant	Completed	\$29,232,317	\$46,459,800	\$46,459,800	\$0	\$1,994,900
105	Drescher - Academic Modernization, Bookstore, Pico Promenade II	Deferred	\$34,026,480	\$5,082	\$5,082	\$0	\$0
106	Replacement Math and Science Extension Building	September 2022	\$68,259,000	\$2,244,008	\$2,244,008	\$0	\$145,130
107	Madison East Wing Seismic Upgrade	Completed	\$6,146,000	\$30,143,816	\$30,153,816	\$10,000	\$2,798
108	Renovation of Corsair Stadium	Completed	\$11,203,000	\$35,299	\$35,299	\$0	\$0
109	Career Opportunity and Advancement Center (Bundy)	Completed	\$32,384,000	\$0	\$0	\$0	\$0
110	Malibu Center	December 2021	\$6,069,031	\$0	\$0	\$0	\$0
111	Business & Facilities Infrastructure	Completed	\$17,506,952	\$1,968,124	\$1,968,124	\$0	\$0
112	Master Planning, Program Management, Overhead	On-Going	\$2,000,000	\$833,427	\$833,427	\$0	\$0
113	Energy Efficiency Projects	Completed	\$5,371,136	\$3,016,773	\$3,016,773	\$0	\$0
114	Community Classroom & Facility Projects	Completed	\$0	\$3,162,183	\$3,162,183	\$0	\$0
115	Real Property Acquisition	Completed	\$0	\$24,859,475	\$24,859,475	\$0	\$221,089
116	Roadways, Walkways, Grounds, Parking Lots, and Garages	Completed	\$0	\$2,130,670	\$2,130,670	\$0	\$0
117	Infrastructure & Technology - Technology	Completed	\$0	\$2,434,417	\$2,434,417	\$0	\$0
118	Infrastructure & Technology - Utility	Completed	\$0	\$27,753	\$27,753	\$0	\$0
119	Emergency Lighting, Fire Alarm, and Security System	On-Going	\$0	\$11,520,794	\$11,520,794	\$0	\$189,255
120	Student Services	March 2019	\$0	\$6,870,490	\$6,870,490	\$0	\$3,704,864
121	Cost of Issuance	Completed	\$0	\$498,026	\$498,026	\$0	\$0
122	Management Reserve	On-Going	\$0	\$724,435	\$714,435	-\$10,000	\$714,435
123	Unissuable Bond	Completed	\$0	\$4,171	\$4,171	\$0	\$4,171
	Project Totals		\$295,000,000	\$295,000,000	\$295,000,000	\$0	\$8,316,698

SANTA MONICA COMMUNITY COLLEGE DISTRICT

Measure V Bond Budget

As of September 30, 2018

	Project Name	Completion	Project Budget	Measure V Allocation	Other Funding	Measure V Expenditures as of 9/30/18	Measure V Expenditures as of 6/30/18	Measure V Expenditures Last Period	Total Measure V Remaining
101	Replacement Math and Science Extension Building	September 2022	\$124,958,336	\$82,317,992	\$42,640,344	\$4,674,384	\$2,210,264	\$2,464,120	\$77,643,608
102	Student Services	March 2019	\$130,224,164	\$33,624,909	\$96,599,255	\$3,169,477	\$55,202	\$3,114,275	\$30,455,432
103	Malibu Center	December 2021	\$50,000,000	\$25,000,000	\$25,000,000	\$0	\$0	\$0	\$25,000,000
104	Early Childhood Development/Childcare	June 2020	\$30,925,693	\$15,405,517	\$15,520,176	\$0	\$0	\$0	\$15,405,517
105	Art Building Replacement	September 2022	\$32,914,000	\$24,000,000	\$8,914,000	\$184	\$184	\$0	\$23,999,816
106	Business Building Renovation	December 2023	\$25,017,000	\$12,547,000	\$12,470,000	\$0	\$0	\$0	\$12,547,000
107	Air Conditioning	December 2019	\$10,777,654	\$10,777,654	\$0	\$423,185	\$422,330	\$855	\$10,354,469
108	ADA	On-Going	\$4,000,000	\$4,000,000	\$0	\$0	\$0	\$0	\$4,000,000
109	Master Planning	December 2019	\$450,000	\$450,000	\$0	\$0	\$0	\$0	\$450,000
110	Drescher Hall Modernization	On-Going	\$13,005,082	\$13,000,000	\$5,082	\$0	\$0	\$0	\$13,000,000
111	Outdoor Classroom	June 2022	\$10,000,000	\$10,000,000	\$0	\$100,000	\$100,000	\$0	\$9,900,000
112	SMMUSD	August 2021	\$20,000,000	\$20,000,000	\$0	\$0	\$0	\$0	\$20,000,000
113	City of Santa Monica	On-Going	\$20,000,000	\$20,000,000	\$0	\$0	\$0	\$0	\$20,000,000
114	Classrooms Relocation	On-Going	\$4,900,000	\$4,900,000	\$0	\$0	\$0	\$0	\$4,900,000
115	TBD	On-Going	\$39,876,928	\$39,876,928	\$0	\$0	\$0	\$0	\$39,876,928
120	Other Bond Related Expenses	On-Going	\$300,000	\$300,000	\$0	\$184	\$184	\$0	\$299,816
121	Cost of Issuance	On-Going	\$800,000	\$800,000	\$0	\$291,277	\$291,277	\$0	\$508,723
122	Management Reserve	On-Going	\$28,000,000	\$28,000,000	\$0	\$0	\$0	\$0	\$28,000,000
123	Unissuable Bond	On-Going	\$0	\$0	\$0	\$0	\$0	\$0	\$0
Project Totals			\$546,148,857	\$345,000,000	\$201,148,857	\$8,658,691	\$3,079,441	\$5,579,250	\$336,341,309



SANTA MONICA COMMUNITY COLLEGE DISTRICT
Measure V Bond Budget History
as of September 30, 2018

	Project Name	Completion	Preliminary Measure V Budget	Measure V Budget as of 6/30/18	Measure V Budget as of 9/30/18	Variance	Measure V Remaining as of 9/30/18
101	Replacement Math and Science Extension Building	September 2022	\$82,317,992	\$82,317,992	\$82,317,992	\$0	\$77,643,608
102	Student Services	March 2019	\$21,130,252	\$33,624,909	\$33,624,909	\$0	\$30,455,432
103	Malibu Center	December 2021	\$25,000,000	\$25,000,000	\$25,000,000	\$0	\$25,000,000
104	Early Childhood Development/Childcare	June 2020	\$15,405,517	\$15,405,517	\$15,405,517	\$0	\$15,405,517
105	Art Building Replacement	September 2022	\$24,000,000	\$24,000,000	\$24,000,000	\$0	\$23,999,816
106	Business Building Renovation	December 2023	\$12,547,000	\$12,547,000	\$12,547,000	\$0	\$12,547,000
107	Air Conditioning	December 2019	\$10,777,654	\$10,777,654	\$10,777,654	\$0	\$10,354,469
108	ADA	On-Going	\$4,000,000	\$4,000,000	\$4,000,000	\$0	\$4,000,000
109	Master Planning	December 2019	\$450,000	\$450,000	\$450,000	\$0	\$450,000
110	Drescher Hall Modernization	On-Going	\$13,000,000	\$13,000,000	\$13,000,000	\$0	\$13,000,000
111	Outdoor Classroom	June 2022	\$10,000,000	\$10,000,000	\$10,000,000	\$0	\$9,900,000
112	SMMUSD	August 2021	\$20,000,000	\$20,000,000	\$20,000,000	\$0	\$20,000,000
113	City of Santa Monica	On-Going	\$20,000,000	\$20,000,000	\$20,000,000	\$0	\$20,000,000
114	Classrooms Relocation	On-Going		\$4,900,000	\$4,900,000	\$0	\$4,900,000
115	TBD	On-Going	\$57,271,585	\$39,876,928	\$39,876,928	\$0	\$39,876,928
120	Other Bond Related Expenses	On-Going	\$300,000	\$300,000	\$300,000	\$0	\$299,816
121	Cost of Issuance	On-Going	\$800,000	\$800,000	\$800,000	\$0	\$508,723
122	Management Reserve	On-Going	\$28,000,000	\$28,000,000	\$28,000,000	\$0	\$28,000,000
123	Unissuable Bond	On-Going	\$0	\$0	\$0	\$0	\$0
	Project Totals		\$345,000,000	\$345,000,000	\$345,000,000	\$0	\$336,341,309

SANTA MONICA COMMUNITY COLLEGE DISTRICT

Measure S Project Schedule

As of September 30, 2018

	Project Name	Completion	2018	2019	2020	2021	2022
1	Athletic Fields Phase I, Corsair Field	<i>Completed</i>					
1A	Athletic Fields Phase I, John Adams	<i>Completed</i>					
2	Performing Arts Center	<i>Completed</i>					
3	Career Opportunity Center	<i>Completed</i>					
4	Replacement Health/PE/Fitness Building	<i>Completed</i>					
5	Early Childhood Development/Childcare	June 2020	In Planning	In Construction	In Construction		
6	Malibu Site Acquisition and Facility	December 2021	In Planning	In Construction	In Construction	In Construction	
7	Energy Efficiency Projects	<i>Completed</i>					
8	Satellite Campus Parking Facilities and Roadway Improvements	Deferred					
9	Parking Garage, Grounds and Equipment - Student Services	March 2019	In Construction	In Construction			
10	Pico Promenade Improvements	<i>Completed</i>					
11	Master Planning	<i>Completed</i>					
12	Other Bond Related Expenses	On-Going					
13	Adv. Architecture Related Exp for AA	<i>Completed</i>					
14	Real Property Acquisition	<i>Completed</i>					
15	Signage Safety/Information	<i>Completed</i>					
16	Cost of Issuance	<i>Completed</i>					
17	Unissuable Bond	<i>Completed</i>					
			In Planning	In Construction			

SANTA MONICA COMMUNITY COLLEGE DISTRICT
MEASURE S EXPENDITURES
 FUND 42.3
 As of September 30, 2018

Projects	Budget	04/05 Final	05/06 Final	06/07 Final	07/08 Final	08/09 Final	09/10 Final	10/11 Final	11/12 Final	12/13 Final	13/14 Final	14/15 Final	15/16 Final	16/17 Final	17/18 Final	18/19	Combined Totals
S7100019																	
Athletic Field Phase I, Corsair Field (1)																	
Legal		\$0	\$0	\$0	\$301	\$175	\$0	\$0	\$0	\$0	\$0	\$0	\$0	\$0	\$0	\$0	\$476
Building & Additions		\$0	\$0	\$0	\$300,380	\$2,579,095	\$0	\$0	\$0	\$0	\$0	\$0	\$0	\$0	\$0	\$0	\$2,879,475
Architect		\$27,332	\$43,815	\$197,557	\$252,736	\$279,173	\$26,563	\$0	\$0	\$0	\$0	\$0	\$0	\$0	\$0	\$0	\$827,176
Inspection & Testing		\$0	\$0	\$0	\$23,411	\$57,585	\$640	\$296	\$0	\$0	\$0	\$0	\$0	\$0	\$0	\$0	\$81,932
Project Management		\$0	\$0	\$0	\$9,871	\$42,374	\$565	\$0	\$0	\$0	\$0	\$0	\$0	\$0	\$0	\$0	\$52,810
Cap Equipment		\$0	\$0	\$0	\$0	\$483,017	\$35,271	\$0	\$0	\$0	\$0	\$0	\$0	\$0	\$0	\$0	\$518,288
Non-Cap Equipment		\$0	\$0	\$0	\$0	\$2,066	\$10,312	\$0	\$0	\$0	\$0	\$0	\$0	\$0	\$0	\$0	\$12,378
Total		\$27,332	\$43,815	\$197,557	\$586,699	\$3,443,485	\$73,350	\$296	\$0	\$0	\$0	\$0	\$0	\$0	\$0	\$0	\$4,372,535
Project Budget	\$4,440,065	Received															
Less Other Funding*	\$67,530	\$67,530															
Net	\$4,372,535																
Actual Measure S Expenditures	\$4,372,535																
Running Balance	\$0																

* Other Funding Source:
 Metropolitan Water District \$67,530 received

Athletic Field Phase I, Corsair Field

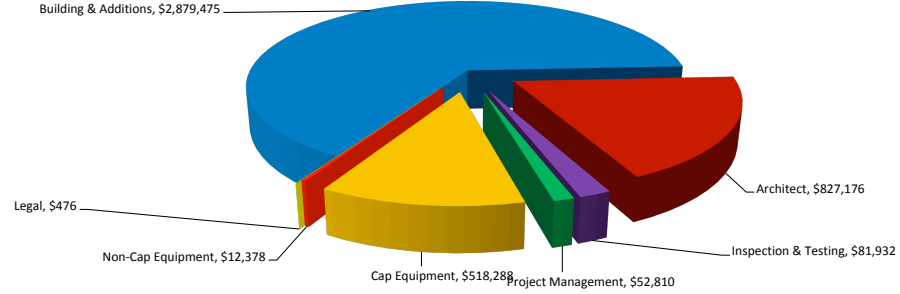
Project Description:
 Renovation of the Corsair Field, stadium lighting and sound system

Status:
 Completed, 2009

Architect:
 CO Architects

Contractor:
 Byrom Davey, Inc.

Project Expenses to Date



SANTA MONICA COMMUNITY COLLEGE DISTRICT
MEASURE S EXPENDITURES
 FUND 42.3
 As of September 30, 2018

Projects	Budget	04/05 Final	05/06 Final	06/07 Final	07/08 Final	08/09 Final	09/10 Final	10/11 Final	11/12 Final	12/13 Final	13/14 Final	14/15 Final	15/16 Final	16/17 Final	17/18 Final	18/19	Combined Totals
S7100038																	
Athletic Field Phase I, John Adams (1A)																	
Legal		\$0	\$0	\$0	\$75	\$0	\$0	\$0	\$0	\$0	\$0	\$0	\$0	\$0	\$0	\$0	\$75
Building & Additions		\$0	\$0	\$0	\$16,556	\$1,395,261	\$0	\$0	\$0	\$0	\$0	\$0	\$0	\$0	\$0	\$0	\$1,411,817
Architect		\$0	\$5,807	\$93,941	\$12,150	\$31,818	\$0	\$0	\$0	\$0	\$0	\$0	\$0	\$0	\$0	\$0	\$143,715
Inspection & Testing		\$0	\$2,874	\$3,207	\$0	\$49,984	\$0	\$0	\$0	\$0	\$0	\$0	\$0	\$0	\$0	\$0	\$56,066
Project Management		\$0	\$0	\$0	\$10,921	\$45,170	\$38	\$0	\$0	\$0	\$0	\$0	\$0	\$0	\$0	\$0	\$56,128
Cap Equipment		\$0	\$0	\$0	\$0	\$1,290,672	\$0	\$0	\$0	\$0	\$0	\$0	\$0	\$0	\$0	\$0	\$1,290,672
Non-Cap Equipment		\$0	\$0	\$0	\$0	\$11,334	\$0	\$0	\$0	\$0	\$0	\$0	\$0	\$0	\$0	\$0	\$11,334
Total		\$0	\$8,681	\$97,148	\$39,701	\$2,824,239	\$38	\$0	\$0	\$0	\$0	\$0	\$0	\$0	\$0	\$0	\$2,969,807
Project Budget	\$2,969,807																
Less Other Funding	\$0																
Net	\$2,969,807																
Actual Measure S Expenditures	\$2,969,807																
Running Balance	\$0																

Athletic Field Phase I, John Adams

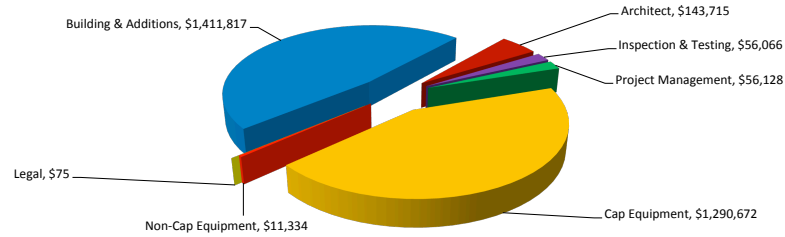
Project Description:
Renovation of John Adams Field and lighting

Status:
Completed, 2008

Architect:
Caldwell Architects

Contractor:
Byrom Davey, Inc.

Project Expenses to Date



SANTA MONICA COMMUNITY COLLEGE DISTRICT
MEASURE S EXPENDITURES
 FUND 42.3
 As of September 30, 2018

Projects	Budget	04/05 Final	05/06 Final	06/07 Final	07/08 Final	08/09 Final	09/10 Final	10/11 Final	11/12 Final	12/13 Final	13/14 Final	14/15 Final	15/16 Final	16/17 Final	17/18 Final	18/19	Combined Totals
S7100012																	
Performing Arts Center (2)																	
Consultants		\$0	\$0	\$0	\$121,790	\$76,639	\$0	\$0	\$0	\$0	\$0	\$0	\$0	\$0	\$0	\$0	\$198,429
Other Contract Services		\$0	\$0	\$4,269	\$0	\$22,729	\$22	\$68	\$0	\$0	\$0	\$0	\$0	\$0	\$0	\$0	\$27,088
Supplies		\$0	\$0	\$0	\$14,565	\$5,810	\$0	\$0	\$0	\$0	\$0	\$0	\$0	\$0	\$0	\$0	\$20,375
Legal		\$0	\$0	\$34,329	\$275,667	\$492,731	\$15,629	\$0	\$0	\$0	\$0	\$0	\$0	\$0	\$0	\$0	\$818,356
Advertising		\$0	\$0	\$0	\$320	\$0	\$0	\$0	\$0	\$0	\$0	\$0	\$0	\$0	\$0	\$0	\$320
Building & Additions		\$7,784,151	\$10,292,986	\$8,930,813	\$2,991,903	\$1,629,990	\$50,000	\$0	\$0	\$0	\$0	\$0	\$0	\$0	\$0	\$0	\$31,679,843
Architect		\$0	\$811,312	\$182,457	\$412,309	\$121,588	\$108	\$1,962	\$0	\$0	\$87,054	\$0	\$0	\$0	\$0	\$0	\$1,616,790
Engineering		\$0	\$3,600	\$5,250	\$1,500	\$9,650	\$0	\$0	\$0	\$0	\$0	\$0	\$0	\$0	\$0	\$0	\$20,000
Inspection & Testing		\$104,308	\$722,685	\$411,193	\$210,381	\$22,256	\$0	\$0	\$0	\$0	\$0	\$0	\$0	\$0	\$0	\$0	\$1,470,823
Project Management		\$31,984	\$155,732	\$248,876	\$263,690	\$47,915	\$3,244	\$0	\$0	\$0	\$0	\$0	\$0	\$0	\$0	\$0	\$751,441
Cap Equipment		\$0	\$0	\$130,218	\$292,565	\$342,693	\$0	\$0	\$0	\$0	\$0	\$0	\$0	\$0	\$0	\$0	\$765,476
Non-Cap Equipment		\$0	\$0	\$15,124	\$93,106	\$220,455	\$0	\$0	\$0	\$0	\$0	\$0	\$0	\$0	\$0	\$0	\$328,685
Total		\$7,920,443	\$11,986,315	\$9,962,528	\$4,677,797	\$2,992,455	\$69,003	\$2,030	\$0	\$0	\$87,054	\$0	\$0	\$0	\$0	\$0	\$37,697,625
Project Budget	\$40,690,201	Received															
Less Other Funding*	\$2,992,576	\$2,992,576															
Net	\$37,697,625																
Actual Measure S Expenditures	\$37,697,625																
Running Balance	\$0																

* Other Funding Source:
 Madison Project Foundation \$2,992,576 received

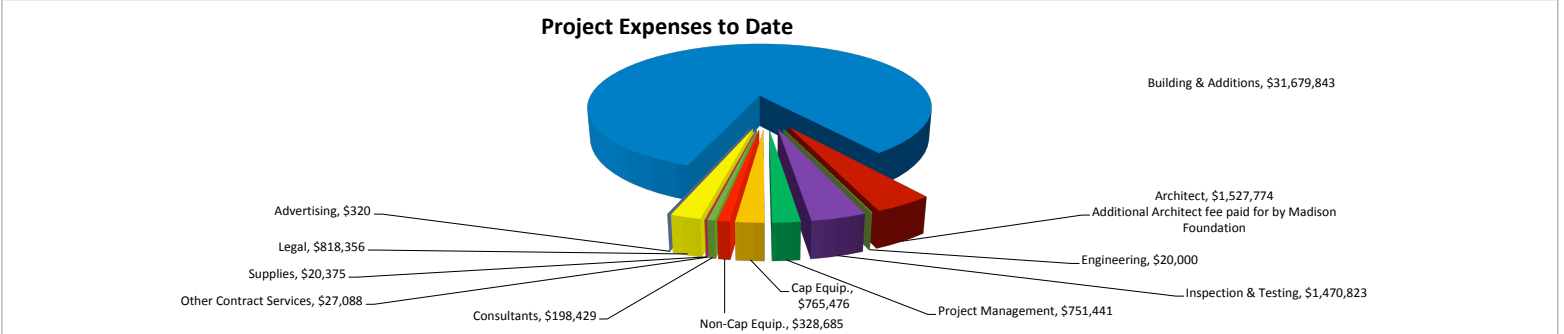
Performing Arts Center

Project Description:
 Construction of a state-of-the-art 499 seat performing arts theater

Status:
 Completed, 2008

Architect:
 Renzo Zecchetto

Contractor:
 FTR International



SANTA MONICA COMMUNITY COLLEGE DISTRICT
MEASURE S EXPENDITURES
 FUND 42.3
 As of September 30, 2018

Projects	Budget	04/05 Final	05/06 Final	06/07 Final	07/08 Final	08/09 Final	09/10 Final	10/11 Final	11/12 Final	12/13 Final	13/14 Final	14/15 Final	15/16 Final	16/17 Final	17/18 Final	18/19	Combined Totals
S7100043, S7100066																	
Energy Efficiency Projects (7)																	
Legal		\$0	\$0	\$0	\$0	\$988	\$0	\$0	\$0	\$0	\$0	\$0	\$0	\$0	\$0	\$0	\$988
Building & Additions		\$0	\$0	\$0	\$0	\$106,921	\$355,294	-\$180,342	\$0	\$0	\$0	\$0	\$0	\$0	\$0	\$0	\$281,873
Engineering		\$0	\$0	\$0	\$10,500	\$0	\$0	\$0	\$0	\$0	\$0	\$0	\$0	\$0	\$0	\$0	\$10,500
Inspection & Testing		\$0	\$0	\$0	\$0	\$0	\$0	\$0	\$0	\$0	\$0	\$0	\$0	\$0	\$0	\$0	\$0
Project Management		\$0	\$0	\$0	\$0	\$0	\$0	\$0	\$0	\$0	\$0	\$0	\$0	\$0	\$0	\$0	\$0
Total		\$0	\$0	\$0	\$10,500	\$107,910	\$355,294	-\$180,342	\$0	\$0	\$0	\$0	\$0	\$0	\$0	\$0	\$293,361
Project Budget	\$510,683	Received															
Less Other Funding*	\$217,322	\$217,322															
Net	\$293,361																
Actual Measure S Expenditures	\$293,361																
Running Balance	\$0																
* Other Funding Source: SCE & The Gas Co. \$217,322 received																	
S7100091, S7100092, S7100147																	
Satellite Campus Parking Facilities and Roadway Improvements (8)																	
Legal		\$0	\$0	\$0	\$300	\$175	\$0	\$0	\$0	\$0	\$0	\$0	\$0	\$0	\$0	\$0	\$475
Other Contract Services		\$0	\$0	\$0	\$300	\$0	\$0	\$0	\$0	\$0	\$0	\$0	\$0	\$0	\$0	\$0	\$300
Advertising		\$0	\$0	\$0	\$0	\$0	\$0	\$0	\$0	\$0	\$0	\$0	\$0	\$0	\$0	\$0	\$0
Consultants		\$0	\$0	\$0	\$0	\$0	\$0	\$0	\$0	\$0	\$0	\$0	\$0	\$0	\$0	\$0	\$0
Supplies		\$0	\$0	\$0	\$0	\$0	\$0	\$0	\$0	\$0	\$0	\$0	\$0	\$0	\$0	\$0	\$0
Building & Additions		\$0	\$0	\$0	\$278,178	\$1,860,152	\$449,543	\$37,777	\$0	\$0	\$0	\$64	\$0	\$0	\$0	\$0	\$2,625,714
Architect		\$0	\$0	\$324,919	\$324,864	\$136,911	\$34,490	\$1,397	\$2,289	\$0	\$0	\$0	\$0	\$0	\$0	\$0	\$824,871
Engineering		\$0	\$0	\$0	\$0	\$0	\$0	\$0	\$0	\$0	\$30,896	\$5,470	\$12,165	\$0	\$0	\$0	\$48,531
Inspection & Testing		\$0	\$0	\$0	\$31,100	\$185,947	\$28,218	\$360	\$0	\$0	\$0	\$0	\$0	\$0	\$0	\$0	\$245,626
Project Management		\$0	\$0	\$0	\$18,288	\$64,880	\$31,137	\$8,659	\$0	\$2,569	\$10,730	\$6,046	\$535	\$0	\$0	\$0	\$142,844
Non-Cap Equipment		\$0	\$0	\$0	\$0	\$0	\$3,387	\$0	\$0	\$0	\$0	\$0	\$0	\$0	\$0	\$0	\$3,387
Total		\$0	\$0	\$324,919	\$653,031	\$2,248,065	\$546,775	\$48,194	\$2,289	\$2,569	\$41,626	\$11,580	\$12,700	\$0	\$0	\$0	\$3,891,747
Project Budget	\$7,022,417																
Less Other Funding	\$3,130,670																
Net	\$3,891,747																
Actual Measure S Expenditures	\$3,891,747																
Running Balance	\$0																
* Other Funding Source: Measure AA \$2,130,670, Measure V \$1,000,000 allocated																	

SANTA MONICA COMMUNITY COLLEGE DISTRICT
MEASURE S EXPENDITURES
 FUND 42.3
 As of September 30, 2018

Projects	Budget	04/05 Final	05/06 Final	06/07 Final	07/08 Final	08/09 Final	09/10 Final	10/11 Final	11/12 Final	12/13 Final	13/14 Final	14/15 Final	15/16 Final	16/17 Final	17/18 Final	18/19	Combined Totals
S7100142																	
Parking Garage and Grounds - Student Services (9)																	
Supplies		\$0	\$0	\$0	\$0	\$1,745	\$0	\$0	\$648	\$0	\$0	\$813	\$0	\$0	\$0	\$0	\$3,206
Consultants		\$0	\$0	\$0	\$0	\$20,700	\$0	\$0	\$0	\$0	\$0	\$0	\$1,740	\$0	\$0	\$0	\$22,440
Legal		\$0	\$0	\$0	\$0	\$2,154	\$17,486	\$4,800	\$2,257	\$17,221	\$0	\$3,570	\$0	\$0	\$0	\$0	\$47,488
Other Contract Services		\$0	\$0	\$0	\$0	\$1,508	\$10,952	\$1,986	\$46	\$0	\$12,083	\$5,034	\$0	\$0	\$0	\$0	\$31,608
Site Improvement		\$0	\$0	\$0	\$0	\$0	\$0	\$0	\$0	\$1,086	\$0	\$1,308	\$0	\$0	\$0	\$0	\$2,394
Building & Additions		\$0	\$0	\$0	\$0	\$2,555,940	\$5,925,152	\$78,717	\$77,320	\$5,509	\$715	\$0	\$3,721	\$11,308,792	\$16,249,515	\$0	\$36,205,381
Architect		\$0	\$0	\$0	\$2,266,766	\$2,674,054	\$0	\$37,111	\$75,163	\$0	\$0	\$0	\$0	\$0	\$287,176	\$0	\$5,340,270
Engineering		\$0	\$0	\$0	\$0	\$4,813	\$38,330	\$42,968	\$50,952	\$9,735	\$0	\$0	\$0	\$0	\$49,171	\$0	\$195,968
Inspection & Testing		\$0	\$0	\$0	\$0	\$131,009	\$181,847	\$54,069	\$32,306	\$30,909	\$4,123	\$22,296	\$38,186	\$516,217	\$851,397	\$0	\$1,842,359
Project Management		\$0	\$0	\$0	\$0	\$158,766	\$373,559	\$184,088	\$92,118	\$224,994	\$59,525	\$29,714	\$50,380	\$285,057	\$420,233	\$0	\$1,878,433
Cap Equipment		\$0	\$0	\$0	\$0	\$0	\$14,393	\$0	\$0	\$0	\$0	\$0	\$0	\$0	\$0	\$0	\$14,393
Non-Cap Equipment		\$0	\$0	\$0	\$0	\$0	\$0	\$0	\$11,381	\$0	\$0	\$0	\$0	\$0	\$0	\$0	\$11,381
Total		\$0	\$0	\$0	\$2,266,766	\$5,550,689	\$6,541,719	\$403,737	\$342,192	\$289,454	\$76,445	\$62,735	\$94,027	\$12,110,066	\$17,857,492	\$0	\$45,595,322
Project Budget	\$130,224,164																
Less Other Funding*	\$84,628,842																
Net	\$45,595,322																
Actual Measure S Expenditures	\$45,595,322																
Running Balance	\$0																

* Other Funding Source:
 State of California \$1,321,000 received
 Measure U \$21,131,135, Measure AA \$6,870,490, Measure V \$33,624,909 allocated
 Measure U, S & AA interests \$21,681,308 allocated

Parking Garage and Grounds - Student Services

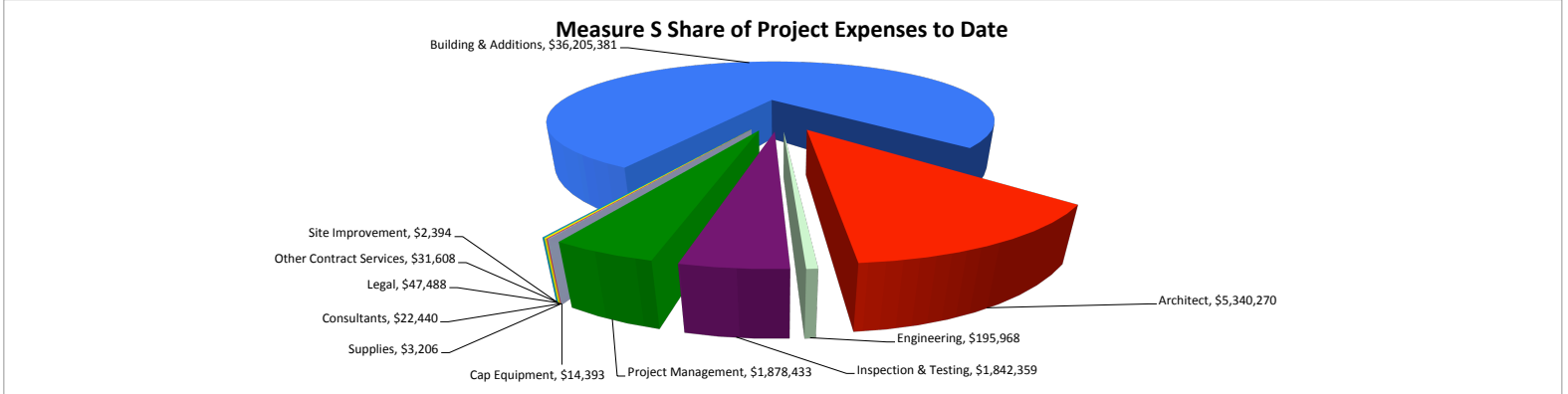
Project Description:
 Consolidates various student services departments and college administration in a single complex at the front of the campus

Facility Size:
 110,000 sq/ft & 500 cars underground parking structure

Status:
 Phase 1 completed
 Phase 2 In construction

Architect:
 Steinberg Architects, Morris Architects

Contractor:
 Minaco, Bernards



SANTA MONICA COMMUNITY COLLEGE DISTRICT
MEASURE S EXPENDITURES
 FUND 42.3
 As of September 30, 2018

Projects	Budget	04/05 Final	05/06 Final	06/07 Final	07/08 Final	08/09 Final	09/10 Final	10/11 Final	11/12 Final	12/13 Final	13/14 Final	14/15 Final	15/16 Final	16/17 Final	17/18 Final	18/19	Combined Totals
S7100044																	
Pico Promenade Improvements (10)																	
Building & Additions		\$0	\$0	\$0	\$690	\$883,401	\$0	\$0	\$0	\$0	\$0	\$0	\$0	\$0	\$0	\$0	\$884,091
Architect		\$0	\$0	\$0	\$69,190	\$28,540	\$864	\$0	\$0	\$0	\$0	\$0	\$0	\$0	\$0	\$0	\$98,595
Inspection & Testing		\$0	\$0	\$0	\$0	\$7,591	\$0	\$0	\$0	\$0	\$0	\$0	\$0	\$0	\$0	\$0	\$7,591
Project Management		\$0	\$0	\$0	\$2,185	\$25,548	\$0	\$0	\$0	\$0	\$0	\$0	\$0	\$0	\$0	\$0	\$27,733
Total		\$0	\$0	\$0	\$72,066	\$945,080	\$864	\$0	\$0	\$0	\$0	\$0	\$0	\$0	\$0	\$0	\$1,018,009
Project Budget	\$1,018,009																
Less Other Funding	\$0																
Net	\$1,018,009																
Actual Measure S Expenditures	\$1,018,009																
Running Balance	\$0																

S7100004																	
Master Planning (11)																	
Consultants		\$0	\$0	\$0	\$0	\$0	\$441,549	\$13,320	\$0	\$0	\$0	\$0	\$0	\$0	\$0	\$0	\$454,869
Printing		\$0	\$0	\$0	\$0	\$0	\$4,157	\$0	\$0	\$0	\$0	\$0	\$0	\$0	\$0	\$0	\$4,157
Advertising		\$0	\$0	\$0	\$0	\$0	\$3,000	\$0	\$0	\$0	\$0	\$0	\$0	\$0	\$0	\$0	\$3,000
Other Contract Services		\$0	\$0	\$0	\$0	\$0	\$442	\$200	\$0	\$0	\$0	\$0	\$0	\$0	\$0	\$0	\$642
Architect		\$0	\$0	\$0	\$0	\$0	\$192,358	\$24,736	\$0	\$0	\$0	\$0	\$0	\$0	\$0	\$0	\$217,094
Project Management		\$0	\$0	\$0	\$0	\$0	\$16,638	\$9,341	\$0	\$0	\$7,845	\$0	\$0	\$0	\$0	\$0	\$33,824
Filing Fees		\$0	\$0	\$0	\$0	\$0	\$0	\$2,842	\$0	\$0	\$0	\$0	\$0	\$0	\$0	\$0	\$2,842
Total		\$0	\$0	\$0	\$0	\$0	\$658,143	\$50,439	\$0	\$0	\$7,845	\$0	\$0	\$0	\$0	\$0	\$716,428
Project Budget	\$716,428																
Less Other Funding	\$0																
Net	\$716,428																
Actual Measure S Expenditures	\$716,428																
Running Balance	\$0																

S7100048																	
Other Bond Related Expenses (12)																	
Consultants		\$0	\$0	\$0	\$0	\$0	\$0	\$0	\$0	\$2,971	\$2,524	\$6,239	\$1,354	\$0	\$0	\$0	\$13,089
Lease/Rental		\$0	\$0	\$0	\$0	\$0	\$0	\$0	\$11,142	\$15,099	\$15,285	\$14,809	\$13,418	\$13,120	\$16,611	\$4,405	\$103,888
Supplies		\$0	\$0	\$0	\$0	\$0	\$3,638	\$0	\$0	\$0	\$0	\$0	\$0	\$0	\$0	\$0	\$3,638
Legal		\$0	\$0	\$0	\$0	\$0	\$8,917	\$15,649	\$13,401	\$450	\$503	\$38,130	\$9,186	\$0	\$0	\$0	\$86,236
Software License		\$0	\$0	\$0	\$0	\$0	\$0	\$1,997	\$0	\$3,565	\$0	\$4,200	\$0	\$0	\$0	\$0	\$9,762
Advertising		\$0	\$0	\$0	\$0	\$0	\$2,278	\$0	\$0	\$0	\$0	\$0	\$0	\$864	\$0	\$0	\$3,142
Other Contract Services		\$0	\$0	\$0	\$0	\$1,800	\$17,206	\$23,558	\$19,208	\$15,816	\$13,627	\$13,952	\$12,963	\$11,760	\$18,900	\$15,225	\$164,014
Moving Services		\$0	\$0	\$0	\$0	\$0	\$400	\$0	\$0	\$0	\$0	\$0	\$0	\$0	\$0	\$0	\$400
Project Management		\$0	\$0	\$0	\$0	\$0	\$17,747	\$13,179	\$11,963	\$0	\$0	\$0	\$0	\$0	\$0	\$0	\$42,888
Cap Equipment		\$0	\$0	\$0	\$0	\$0	\$0	\$10,086	\$0	\$0	\$0	\$0	\$0	\$0	\$0	\$0	\$10,086
Non-Cap Equipment		\$0	\$0	\$0	\$0	\$0	\$0	\$2,860	\$0	\$0	\$0	\$0	\$0	\$0	\$0	\$0	\$2,860
Total		\$0	\$0	\$0	\$0	\$1,800	\$50,185	\$67,328	\$55,713	\$37,901	\$31,939	\$77,330	\$36,921	\$25,744	\$35,511	\$19,630	\$440,003
Project Budget	\$609,282																
Less Other Funding	\$0																
Net	\$609,282																
Actual Measure S Expenditures	\$440,003																
Running Balance	\$169,279																

SANTA MONICA COMMUNITY COLLEGE DISTRICT
MEASURE S EXPENDITURES
 FUND 42.3
 As of September 30, 2018

Projects	Budget	04/05 Final	05/06 Final	06/07 Final	07/08 Final	08/09 Final	09/10 Final	10/11 Final	11/12 Final	12/13 Final	13/14 Final	14/15 Final	15/16 Final	16/17 Final	17/18 Final	18/19	Combined Totals
S7100049																	
Adv Architecture Related Exp for AA (13)																	
Legal		\$0	\$0	\$0	\$0	\$0	\$0	\$0	\$0	\$0	\$0	\$0	\$0	\$0	\$0	\$0	\$0
Other Contract Services		\$0	\$0	\$0	\$0	\$0	\$0	\$0	\$0	\$0	\$0	\$0	\$0	\$0	\$0	\$0	\$0
Architect		\$0	\$0	\$0	\$0	\$0	\$0	\$0	\$0	\$0	\$0	\$0	\$0	\$0	\$0	\$0	\$0
Engineering		\$0	\$0	\$0	\$0	\$0	\$0	\$0	\$0	\$0	\$0	\$0	\$0	\$0	\$0	\$0	\$0
Inspection & Testing		\$0	\$0	\$0	\$0	\$45,734	-\$45,734	\$0	\$0	\$0	\$0	\$0	\$0	\$0	\$0	\$0	\$0
Project Management		\$0	\$0	\$0	\$0	\$0	\$0	\$0	\$0	\$0	\$0	\$0	\$0	\$0	\$0	\$0	\$0
Total		\$0	\$0	\$0	\$0	\$45,734	-\$45,734	\$0	\$0	\$0	\$0	\$0	\$0	\$0	\$0	\$0	\$0
Project Budget	\$0																
Less Other Funding	\$0																
Net	\$0																
Actual Measure S Expenditures	\$0																
Running Balance	\$0																
S7100057																	
Real Property Acquisition (14)																	
Other Contract Services		\$0	\$0	\$0	\$0	\$0	\$18,721	\$0	\$0	\$0	\$0	\$0	\$0	\$0	\$0	\$0	\$0
Architect		\$0	\$0	\$0	\$0	\$0	\$0	\$0	\$0	\$0	\$0	\$0	\$0	\$0	\$0	\$0	\$0
Engineering		\$0	\$0	\$0	\$0	\$0	\$0	\$0	\$0	\$0	\$0	\$0	\$0	\$0	\$0	\$0	\$0
Inspection & Testing		\$0	\$0	\$0	\$0	\$0	\$6,336	\$0	\$0	\$0	\$0	\$0	\$0	\$0	\$0	\$0	\$0
Project Management		\$0	\$0	\$0	\$0	\$0	\$20,540	\$0	\$0	\$0	\$0	\$0	\$0	\$0	\$0	\$0	\$0
Total		\$0	\$0	\$0	\$0	\$0	\$45,597	\$0	\$0	\$0	\$0	\$0	\$0	\$0	\$0	\$0	\$45,597
Project Budget	\$45,597																
Less Other Funding	\$0																
Net	\$45,597																
Actual Measure S Expenditures	\$45,597																
Running Balance	\$0																
S7100072																	
Campus Signage (15)																	
Supplies		\$0	\$0	\$0	\$0	\$0	\$0	\$303	\$0	\$0	\$0	\$0	\$0	\$0	\$0	\$0	\$0
Consultants		\$0	\$0	\$0	\$0	\$0	\$32,225	\$23,725	\$0	\$0	\$0	\$0	\$0	\$0	\$0	\$0	\$0
Other Contract Services		\$0	\$0	\$0	\$0	\$0	\$0	\$187	\$0	\$836	\$0	\$0	\$0	\$1,051	\$0	\$0	\$0
Architect		\$0	\$0	\$0	\$0	\$0	\$0	\$0	\$0	\$0	\$0	\$0	\$0	\$0	\$0	\$0	\$0
Building & Additions		\$0	\$0	\$0	\$0	\$0	\$0	\$638	\$0	\$0	\$1,440	\$1,325	\$416,937	\$0	\$0	\$0	\$0
Inspection & Testing		\$0	\$0	\$0	\$0	\$0	\$0	\$0	\$0	\$0	\$0	\$0	\$0	\$0	\$0	\$0	\$0
Project Management		\$0	\$0	\$0	\$0	\$0	\$0	\$22,953	\$0	\$0	\$8,260	\$8,388	\$28,622	\$165	\$0	\$0	\$0
Cap Equipment		\$0	\$0	\$0	\$0	\$0	\$0	\$156,258	\$0	\$0	\$0	\$0	\$0	\$0	\$0	\$0	\$0
Non-Cap Equipment		\$0	\$0	\$0	\$0	\$0	\$0	\$0	\$0	\$0	\$0	\$0	\$0	\$3,402	\$0	\$0	\$0
Total		\$0	\$0	\$0	\$0	\$0	\$32,225	\$204,064	\$0	\$836	\$9,700	\$9,712	\$445,559	\$4,618	\$0	\$0	\$706,713
Project Budget	\$706,713																
Less Other Funding	\$0																
Net	\$706,713																
Actual Measure S Expenditures	\$706,713																
Running Balance	\$0																
S																	
Cost of Issuance (16)																	
Cost of Issuance		\$0	\$0	\$0	\$0	\$0	\$0	\$0	\$0	\$0	\$0	\$0	\$0	\$0	\$119,470	\$0	\$0
Total		\$0	\$0	\$0	\$0	\$0	\$0	\$0	\$0	\$0	\$0	\$0	\$0	\$0	\$119,470	\$0	\$0
Project Budget	\$119,470																
Less Other Funding	\$0																
Net	\$119,470																
Actual Measure AA Expenditures	\$119,470																
Running Balance	\$0																
Grand Total		\$7,958,606	\$14,601,366	\$10,740,621	\$8,321,918	\$20,819,624	\$8,933,245	\$617,492	\$651,441	\$878,632	\$1,287,285	\$6,814,769	\$6,083,251	\$12,554,384	\$21,858,285	\$602,587	\$122,723,506

SANTA MONICA COMMUNITY COLLEGE DISTRICT
MEASURE S EXPENDITURES
 FUND 42.3
 As of September 30, 2018

Projects	Budget	04/05 Final	05/06 Final	06/07 Final	07/08 Final	08/09 Final	09/10 Final	10/11 Final	11/12 Final	12/13 Final	13/14 Final	14/15 Final	15/16 Final	16/17 Final	17/18 Final	18/19	Combined Totals
Measure S Interest		17/18	18/19														
Parking Garage and Grounds - Student Services (9)																	
Site Improvement		\$568	\$0														
Building & Additions		\$8,224,377	\$0														
Architect		\$189,078	-\$120,100														
Engineering		\$11,000	\$5,000														
Inspection & Testing		\$125,080	\$0														
Project Management		\$171,448	\$0														
Total		\$8,721,552	-\$115,100														
Project Budget	\$9,433,526																
Actual Measure S Interest Expenditures	\$8,606,452																
Running Balance	\$827,074																

SANTA MONICA COMMUNITY COLLEGE DISTRICT
Measure AA Project Schedule
As of September 30, 2018

	Project Name	Completion	2018	2019	2020	2021	2022
101	Environmental Performance - Central Plant Connections	Completed					
102	Infrastructure & Technology - Information Technology Relocation	Completed					
103	Media and Technology Complex - Academy Site	Completed					
104	Replacement Health/PE/Fitness/Dance Building with Central Plant	Completed					
105	Drescher - Academic Modernization, Bookstore, Pico Promenade	Deferred					
106	Replacement Math and Science Extension Building	September 2022					
107	Madison East Wing Seismic Upgrade	Completed					
108	Renovation of Corsair Stadium	Completed					
109	Career Opportunity and Advancement Center (Bundy)	Completed					
110	Malibu Center	December 2021					
111	Business & Facilities Infrastructure	Completed					
112	Master Planning, Program Management, Overhead	On-Going					
113	Energy Efficiency Projects	Completed					
114	Community Classroom & Facility Projects	Completed					
115	Real Property Acquisition	Completed					
116	Roadways, Walkways, Grounds, Parking Lots, and Garages	Completed					
117	Infrastructure & Technology - Technology	Completed					
118	Infrastructure & Technology - Utility	Completed					
119	Emergency Lighting, Fire Alarm, and Security System	On-Going					
120	Student Services	March 2019					
121	Cost of Issuance	Completed					
122	Management Reserve	On-Going					
123	Unissuable Bond	Completed					

SANTA MONICA COMMUNITY COLLEGE DISTRICT
 MEASURE AA EXPENDITURES
 FUND 42.4
 As of September 30, 2018

Projects	Budget	09/10 Final	10/11 Final	11/12 Final	12/13 Final	13/14 Final	14/15 Final	15/16 Final	16/17 Final	17/18 Final	18/19	Combined Totals
AA 7100062												
Environmental Performance - Central Plant Connections (101)												
Legal		\$0	\$0	\$0	\$125	\$0	\$0	\$0	\$0	\$0	\$0	\$125
Other Contract Services		\$0	\$0	\$49,837	\$16,239	\$0	\$0	\$0	\$0	\$9,920	\$0	\$75,996
Consultants		\$0	\$0	\$0	\$0	\$28	\$0	\$0	\$0	\$0	\$0	\$28
Building & Additions		\$0	\$0	\$0	\$361	\$729	\$640	\$1,328,592	\$6,934,044	\$446,861	\$0	\$8,711,229
Architect		\$0	\$385	\$148,311	\$176,897	\$36,256	\$0	\$0	\$0	\$0	\$15,699	\$377,547
Engineering		\$48,500	\$0	\$4,000	\$0	\$152,010	\$39,638	\$66,918	\$138,887	\$62,883	\$0	\$512,836
Inspection & Testing		\$0	\$0	\$7,688	\$0	\$0	\$0	\$7,310	\$137,150	\$4,382	\$0	\$156,529
Project Management		\$0	\$17,263	\$55,116	\$48,685	\$61,908	\$19,313	\$104,575	\$526,072	\$99,840	\$0	\$932,771
Cap Equipment		\$0	\$0	\$0	\$0	\$0	\$0	\$0	\$0	\$0	\$0	\$0
Non-Cap Equipment		\$0	\$0	\$0	\$0	\$0	\$0	\$0	\$0	\$0	\$0	\$0
Total		\$48,500	\$17,648	\$264,951	\$242,307	\$250,931	\$59,591	\$1,507,396	\$7,736,152	\$623,886	\$15,699	\$10,767,061
Project Budget	\$11,206,164											
Less Other Funding	\$0											
Net	\$11,206,164											
Actual Measure AA Expenditures	\$10,767,061											
Running Balance	\$439,103											

SANTA MONICA COMMUNITY COLLEGE DISTRICT
MEASURE AA EXPENDITURES
FUND 42.4
As of September 30, 2018

Projects	Budget	09/10 Final	10/11 Final	11/12 Final	12/13 Final	13/14 Final	14/15 Final	15/16 Final	16/17 Final	17/18 Final	18/19	Combined Totals
AA 7100063												
Infrastructure & Technology - IT Relocation (102)												
Supplies		\$0	\$0	\$965	\$8,442	\$3,137	\$2,600	\$0	\$0	\$0	\$0	\$15,144
Consultants		\$0	\$0	\$0	\$0	\$408	\$0	\$7,800	\$0	\$0	\$0	\$8,208
Maintenance Contract		\$0	\$0	\$0	\$0	\$107,390	\$0	\$77,074	\$79	\$0	\$0	\$184,543
Legal		\$0	\$0	\$0	\$1,363	\$50	\$0	\$0	\$0	\$0	\$0	\$1,413
Printing		\$0	\$0	\$0	\$0	\$1,624	\$0	\$0	\$0	\$0	\$0	\$1,624
Postage		\$0	\$0	\$0	\$0	\$1,567	\$0	\$0	\$0	\$0	\$0	\$1,567
Other Contract Services		\$0	\$0	\$2,163	\$15,259	\$23,356	\$0	\$19,050	\$4,500	\$0	\$0	\$64,328
Moving		\$0	\$0	\$0	\$577	\$266	\$27,655	\$22,618	\$0	\$0	\$0	\$51,116
Site Improvement		\$0	\$0	\$0	\$24	\$0	\$0	\$0	\$0	\$0	\$0	\$24
Building & Additions		\$0	\$0	\$0	\$1,767,083	\$9,667,362	\$4,288,987	\$1,203,916	\$165,229	-\$19,798	\$0	\$17,072,780
Architect		\$105,049	\$482,261	\$505,580	\$183,181	\$287,201	\$236,860	\$120,091	\$0	\$0	\$0	\$1,920,223
Engineering		\$0	\$0	\$10,037	\$11,065	\$17,147	\$19,512	\$25,994	\$1,956	\$0	\$0	\$85,712
Inspection & Testing		\$10,291	\$8,793	\$21,449	\$137,523	\$499,982	\$200,262	\$568	\$0	\$0	\$0	\$878,868
Project Management		\$33,460	\$76,290	\$84,991	\$331,754	\$431,730	\$297,951	\$22,978	\$1,500	\$0	\$0	\$1,280,653
Cap Equipment		\$0	\$0	\$0	\$29,422	\$645,830	-\$29,090	\$589,604	\$9,811	\$0	\$0	\$1,245,576
Non-Cap Equipment		\$0	\$0	\$0	\$18,344	\$10,852	\$277,219	\$1,891	\$20,689	\$0	\$0	\$328,994
Total		\$148,800	\$567,344	\$625,185	\$2,504,035	\$11,697,901	\$5,321,956	\$2,091,584	\$203,764	-\$19,798	\$0	\$23,140,771
Project Budget	\$23,160,569	Received										
Less Other Funding	\$19,798											
Net	\$23,140,771											
Actual Measure AA Expenditures	\$23,140,771											
Running Balance	\$0											

* Other Funding Source:
Edison \$19,798 received

Infrastructure & Technology - IT Relocation

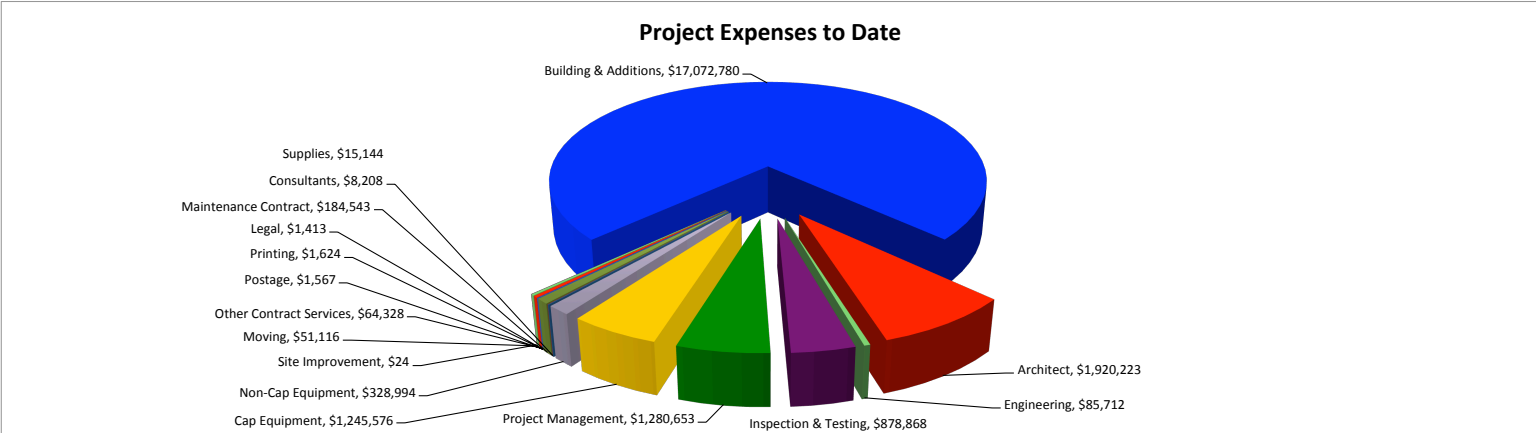
Project Description:
Relocation of IT/Telecom Departments, and renovation of Media Center

Facility Size:
9,230 sq/ft

Status:
Completed

Architect:
Morris Architects

Contractor:
Minco, Bernards Brothers



SANTA MONICA COMMUNITY COLLEGE DISTRICT
MEASURE AA EXPENDITURES
FUND 42.4
As of September 30, 2018

Projects	Budget	09/10 Final	10/11 Final	11/12 Final	12/13 Final	13/14 Final	14/15 Final	15/16 Final	16/17 Final	17/18 Final	18/19	Combined Totals
AA 7100061												
Media and Technology Complex - Academy Site (103)												
Consultants		\$0	\$0	\$20,675	\$12,576	\$9,488	\$7,789	\$2,102	\$0	\$12,922	\$0	\$65,551
Supplies		\$0	\$0	\$0	\$19,481	\$1,048	\$289	\$0	\$9,251	\$40,519	\$0	\$70,588
Maintenance Contract		\$0	\$0	\$0	\$0	\$0	\$0	\$0	\$15,922	\$23,561	\$0	\$39,483
Legal		\$16,903	\$0	\$7,958	\$43,363	\$5,066	\$26,186	\$49,155	\$15,435	\$36,221	\$265	\$200,550
Software Support		\$0	\$0	\$0	\$1,982	\$0	\$0	\$0	\$6,548	\$6,975	\$0	\$15,505
Service Fee		\$0	\$0	\$0	\$0	\$0	\$0	\$0	\$17,000	\$0	\$0	\$17,000
Other Contract Services		\$3,993	\$5,763	\$13,456	\$39,188	\$0	\$0	\$5,853	\$22,622	\$18,628	\$0	\$109,503
Moving Expenses		\$0	\$0	\$0	\$38,756	\$0	\$0	\$0	\$0	\$97,543	\$0	\$136,299
Site Improvement		\$0	\$0	\$0	\$100,505	\$664	\$606	\$476	\$622	\$526	\$0	\$103,399
Building & Additions		\$0	\$538	\$1,498,660	\$3,543,657	\$11,820,615	\$17,734,534	\$23,465,347	\$16,267,550	\$25,548,089	\$0	\$99,878,989
Architect		\$2,097,553	\$2,508,588	\$295,753	\$265,481	\$778,015	\$517,794	\$1,048,935	\$991,386	\$869,801	\$61,319	\$9,434,624
Engineering		\$16,459	\$29,293	\$9,102	\$29,223	\$8,203	\$72,993	\$118,368	\$72,786	\$51,971	\$4,547	\$412,945
Inspection & Testing		\$64,905	\$27,527	\$123,842	\$235,287	\$563,746	\$1,381,801	\$641,972	\$525,264	\$207,240	\$10,965	\$3,782,548
Project Management		\$121,786	\$233,826	\$269,249	\$506,917	\$800,315	\$930,115	\$1,207,850	\$1,121,670	\$859,779	\$21,952	\$6,073,457
Cap Equipment		\$0	\$0	\$0	\$186,301	\$0	\$0	\$0	\$0	\$1,458,273	\$0	\$1,644,574
Non-Cap Equipment		\$0	\$0	\$0	\$10,782	\$0	\$0	\$0	\$326,845	\$490,727	\$0	\$828,354
Total		\$2,321,599	\$2,805,534	\$2,238,694	\$5,033,499	\$13,987,159	\$20,672,105	\$26,540,059	\$19,392,902	\$29,722,772	\$99,047	\$122,813,369
Project Budget	\$130,549,713	Received										
Less Other Funding*	\$6,835,391	\$990,441										
Net	\$123,714,322											
Actual Measure AA Expenditures	\$122,813,369											
Running Balance	\$900,953											

* Other Funding Source:
KCRW Foundation \$6,803,412 committed, \$958,462 received
Edison \$31,979.48 received

Media and Technology Complex - Academy Site

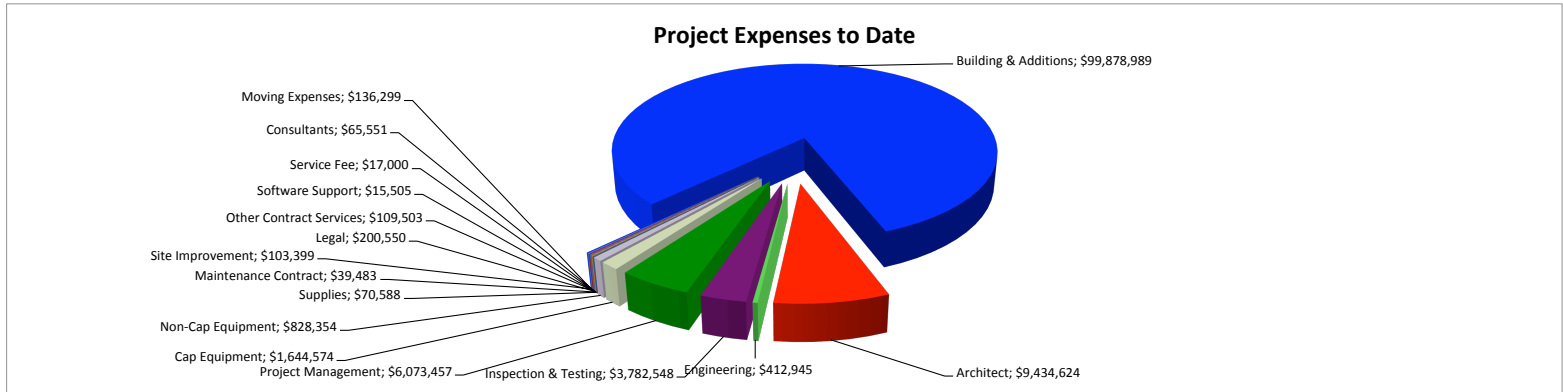
Project Description:
Renovation and new extension to the existing building, new building for KCRW, and a new parking structure

Facility Size:
Building - 116,000 sq/ft
Parking Structure - 450 spaces

Status:
In construction

Architect:
Clive Wilkinson Architects

Contractor:
H.B. Parkco Construction
Fast Track Construction
CW Driver



SANTA MONICA COMMUNITY COLLEGE DISTRICT
MEASURE AA EXPENDITURES
FUND 42.4
As of September 30, 2018

Projects	Budget	09/10 Final	10/11 Final	11/12 Final	12/13 Final	13/14 Final	14/15 Final	15/16 Final	16/17 Final	17/18 Final	18/19	Combined Totals
AA 7100060												
Repl. Health/PE/Fitness/Dance Building with Central Plant (104)												
Consultants		\$0	\$0	\$0	\$14	\$62	\$2,304	\$184	\$0	\$0	\$0	\$2,564
Supplies		\$0	\$0	\$0	\$0	\$7,089	\$195	\$484	\$20,947	\$0	\$0	\$28,715
Legal		\$0	\$0	\$0	\$0	\$0	\$0	\$663	\$80	\$0	\$0	\$742
Software Support		\$0	\$0	\$0	\$0	\$0	\$0	\$0	\$1,209	\$0	\$0	\$1,209
Site Improvement		\$0	\$0	\$0	\$0	\$0	\$559	\$440	\$575	\$0	\$0	\$1,574
Off Campus Printing		\$0	\$0	\$0	\$0	\$0	\$2,165	\$0	\$0	\$0	\$0	\$2,165
Postage		\$0	\$0	\$0	\$0	\$0	\$1,505	\$0	\$0	\$0	\$0	\$1,505
Other Contract Services		\$120	\$38	\$112	\$32,634	\$0	\$1,019	\$581	\$0	\$2,644	\$0	\$37,147
Building & Additions		\$0	\$0	\$0	\$817	\$4,188	\$1,623	\$13,783,023	\$14,880,829	\$5,315,393	\$0	\$33,985,873
Architect		\$256,076	\$1,568,564	\$1,790,207	\$518,973	\$177,583	\$364,853	\$585,900	\$373,345	\$210,312	\$0	\$5,845,814
Engineering		\$0	\$8,507	\$31,650	\$7,871	\$6,529	\$9,276	\$76,712	\$51,025	\$11,318	\$4,125	\$207,013
Inspection & Testing		\$36,892	\$490	\$21,150	\$1,285	\$360	\$133,756	\$846,765	\$358,724	\$60,826	\$570	\$1,460,819
Project Management		\$34,968	\$113,379	\$118,783	\$94,768	\$108,528	\$463,418	\$564,240	\$487,065	\$312,539	\$16,535	\$2,314,221
Cap Equipmwnt		\$0	\$0	\$0	\$0	\$0	\$0	\$0	\$164,793	\$68,425	\$0	\$233,218
Non-Cap Equipment		\$0	\$0	\$0	\$0	\$0	\$9,015	\$0	\$206,229	\$127,078	\$0	\$342,322
Total		\$328,056	\$1,690,978	\$1,961,901	\$656,362	\$304,338	\$989,689	\$15,858,991	\$16,544,820	\$6,108,535	\$21,230	\$44,464,900
Project Budget	\$58,272,030											
Less Other Funding*	\$11,812,230											
Net	\$46,459,800											
Actual Measure AA Expenditures	\$44,464,900											
Running Balance	\$1,994,900											

* Other Funding Source:
Measure S \$11,603,383 allocated
SCE \$190,847.28, Gas Co. \$18,000 received

Repl. Health/PE/Fitness/Dance Building with Central Plant

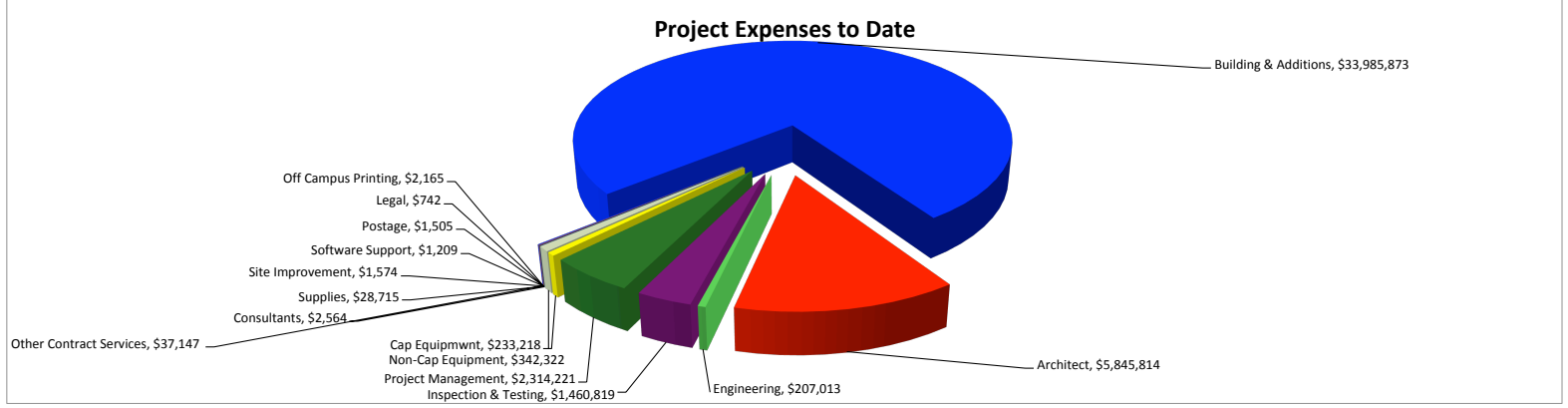
Project Description:
Replacement of locker rooms, fitness center, dance studios, and new central plant

Facility Size:
62,000 sq/ft

Status:
In construction

Architect:
Gensler Architects

Contractor:
Bernards Brothers



SANTA MONICA COMMUNITY COLLEGE DISTRICT
 MEASURE AA EXPENDITURES
 FUND 42.4
 As of September 30, 2018

Projects	Budget	09/10 Final	10/11 Final	11/12 Final	12/13 Final	13/14 Final	14/15 Final	15/16 Final	16/17 Final	17/18 Final	18/19	Combined Totals
AA 710065												
Drescher - Academic Modernization, Bookstore, Pico Promenade (105)												
Legal		\$0	\$0	\$0	\$0	\$0	\$0	\$0	\$0	\$0	\$0	\$0
Other Contract Services		\$0	\$0	\$0	\$0	\$0	\$0	\$0	\$0	\$0	\$0	\$0
Site Acquisition		\$0	\$0	\$0	\$0	\$0	\$0	\$0	\$0	\$0	\$0	\$0
Inspection & Testing		\$0	\$0	\$0	\$0	\$0	\$0	\$0	\$0	\$0	\$0	\$0
Project Management		\$0	\$0	\$5,082	\$0	\$0	\$0	\$0	\$0	\$0	\$0	\$5,082
Total		\$0	\$0	\$5,082	\$0	\$0	\$0	\$0	\$0	\$0	\$0	\$5,082
Project Budget	\$13,005,082											
Less Other Funding	\$13,000,000											
Net	\$5,082											
Actual Measure AA Expenditures	\$5,082											
Running Balance	\$0											
		* Other Funding Source: Measure V 13,000,000 allocated										
AA 710090												
Replacement Math and Science Extension Building (106)												
Legal		\$0	\$0	\$0	\$0	\$0	\$0	\$0	\$0	\$0	\$0	\$0
Other Contract Services		\$0	\$0	\$0	\$0	\$0	\$0	\$0	\$0	\$1,525	\$0	\$1,525
Site Acquisition		\$0	\$0	\$0	\$0	\$0	\$0	\$0	\$0	\$0	\$0	\$0
Building & Additions		\$0	\$0	\$0	\$0	\$0	\$0	\$0	\$0	\$4,796	\$0	\$4,796
Architect		\$0	\$0	\$0	\$0	\$0	\$0	\$0	\$0	\$1,787,824	\$0	\$1,787,824
Engineering		\$0	\$0	\$0	\$0	\$0	\$0	\$0	\$0	\$0	\$0	\$0
Inspection & Testing		\$0	\$0	\$0	\$0	\$0	\$0	\$0	\$0	\$70,223	\$0	\$70,223
Project Management		\$0	\$0	\$0	\$0	\$4,950	\$0	\$0	\$800	\$228,760	\$0	\$234,510
Total		\$0	\$0	\$0	\$0	\$4,950	\$0	\$0	\$800	\$2,093,128	\$0	\$2,098,878
Project Budget	\$124,958,336											
Less Other Funding	\$122,714,328											
Net	\$2,244,008											
Actual Measure AA Expenditures	\$2,098,878											
Running Balance	\$145,130											
		* Other Funding Source: Measure U \$308,336, Measure V \$82,317,992 allocated State of California \$40,088,000 allocated										

SANTA MONICA COMMUNITY COLLEGE DISTRICT
MEASURE AA EXPENDITURES
FUND 42.4
As of September 30, 2018

Projects	Budget	09/10 Final	10/11 Final	11/12 Final	12/13 Final	13/14 Final	14/15 Final	15/16 Final	16/17 Final	17/18 Final	18/19	Combined Totals
AA 7100047												
Madison East Wing Seismic Upgrade (107)												
Supplies		\$0	\$0	\$0	\$0	\$0	\$0	\$0	\$6,197	\$0	\$0	\$6,197
Consultants		\$0	\$0	\$0	\$0	\$135	\$28	\$0	\$0	\$0	\$0	\$163
Off Campus Printing		\$0	\$0	\$0	\$0	\$0	\$285	\$0	\$0	\$0	\$0	\$285
Maintenance Contract		\$0	\$0	\$0	\$0	\$0	\$0	\$0	\$357	\$0	\$0	\$357
Legal		\$0	\$0	\$0	\$0	\$0	\$0	\$0	\$7,579	\$11,822	\$1,131	\$20,531
Software Support		\$0	\$0	\$0	\$0	\$0	\$0	\$0	\$806	\$0	\$0	\$806
Other Contract Services		\$0	\$364	\$997	\$0	\$0	\$1,328	\$711	\$0	\$0	\$0	\$3,400
Building & Additions		\$0	\$656	\$312,643	\$0	\$4,248	\$6,030,371	\$8,829,626	\$4,949,223	\$3,967,591	\$0	\$24,094,358
Architect		\$76,073	\$398,050	\$550,589	\$65,444	\$57,480	\$199,100	\$404,764	\$122,764	\$103,824	\$0	\$1,978,088
Engineering		\$0	\$0	\$10,707	\$778	\$0	\$13,792	\$33,184	\$37,491	\$90	\$0	\$96,042
Inspection & Testing		\$0	\$19,848	\$16,752	\$3,036	\$5,851	\$676,323	\$405,443	\$112,876	\$4,703	\$0	\$1,244,832
Project Management		\$5,557	\$128,878	\$112,573	\$67,447	\$118,242	\$494,874	\$481,165	\$322,379	\$31,230	\$8,534	\$1,770,877
Cap Equipment		\$0	\$0	\$30,603	\$0	\$0	\$0	\$0	\$537,627	\$0	\$0	\$568,230
Non-Cap Equipment		\$0	\$0	\$71,827	\$9,788	\$0	\$0	\$0	\$285,236	\$0	\$0	\$366,851
Total		\$81,630	\$547,796	\$1,106,691	\$146,492	\$185,956	\$7,416,101	\$10,154,894	\$6,382,534	\$4,119,259	\$9,665	\$30,151,018
Project Budget	\$30,153,816											
Less Other Funding	\$0											
Net	\$30,153,816											
Actual Measure AA Expenditures	\$30,151,018											
Running Balance	\$2,798											

Madison East Wing Seismic Upgrade

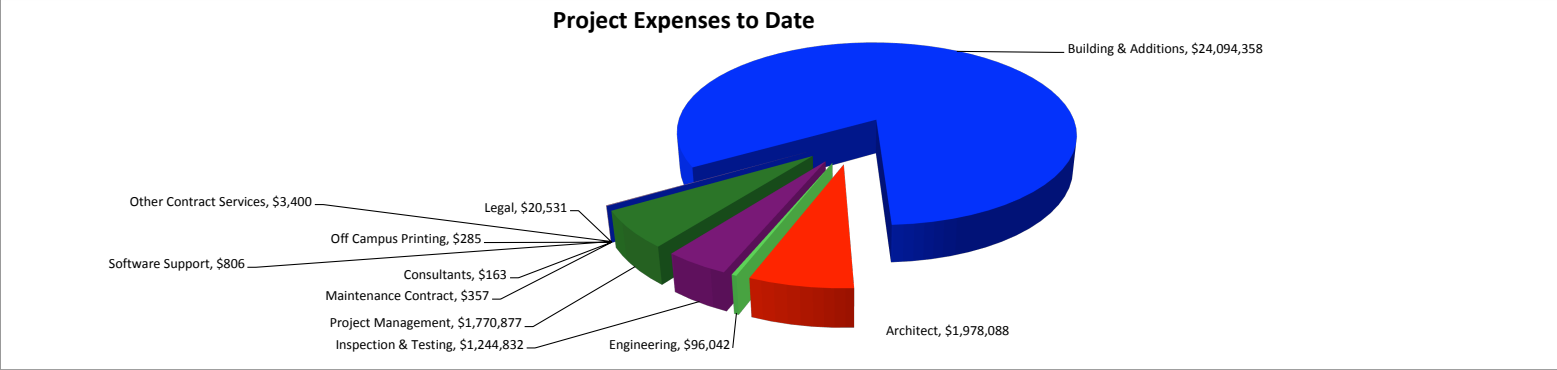
Project Description:
Replacement of east wing with a new multipurpose room and additional classrooms

Facility Size:
20,838 sq/ft

Status:
In construction

Architect:
DLR Group WWCOT

Contractor:
Bernards Brothers



SANTA MONICA COMMUNITY COLLEGE DISTRICT
MEASURE AA EXPENDITURES
FUND 42.4
As of September 30, 2018

Projects	Budget	09/10 Final	10/11 Final	11/12 Final	12/13 Final	13/14 Final	14/15 Final	15/16 Final	16/17 Final	17/18 Final	18/19	Combined Totals
AA 7100068												
Renovation to Corsair Stadium (108)												
Other Contract Services		\$0	\$0	\$0	\$0	\$0	\$0	\$0	\$0	\$0	\$0	\$0
Building & Additions		\$0	\$0	\$0	\$0	\$0	\$0	\$0	\$0	\$0	\$0	\$0
Architect		\$0	\$30,759	\$0	\$0	\$0	\$0	\$0	\$0	\$0	\$0	\$30,759
Engineering		\$0	\$0	\$0	\$0	\$0	\$0	\$0	\$0	\$0	\$0	\$0
Inspection & Testing		\$0	\$0	\$0	\$0	\$0	\$0	\$0	\$0	\$0	\$0	\$0
Project Management		\$0	\$4,540	\$0	\$0	\$0	\$0	\$0	\$0	\$0	\$0	\$4,540
Total		\$0	\$35,299	\$0	\$0	\$0	\$0	\$0	\$0	\$0	\$0	\$35,299
Project Budget	\$35,299											
Less Other Funding	\$0											
Net	\$35,299											
Actual Measure AA Expenditures	\$35,299											
Running Balance	\$0											
AA 7100067, 7100152, 7100155, 7100157												
Business & Facilities Infrastructure (111)												
Supplies		\$0	\$0	\$0	\$1,493	\$4,840	\$0	\$0	\$0	\$0	\$0	\$6,333
Service Fee		\$0	\$0	\$0	\$12,885	\$0	\$0	\$0	\$0	\$0	\$0	\$12,885
Consultants		\$0	\$0	\$0	\$0	\$14	\$8	\$0	\$0	\$0	\$0	\$22
Maintenance Contract		\$0	\$0	\$0	\$0	\$1,366	\$0	\$0	\$0	\$0	\$0	\$1,366
Legal		\$0	\$0	\$75	\$0	\$0	\$0	\$1,105	\$0	\$0	\$0	\$1,180
Software License		\$0	\$0	\$0	\$0	\$375	\$0	\$0	\$0	\$0	\$0	\$375
Other Contract Services		\$0	\$6,289	\$6,988	\$750	\$0	\$2,209	\$0	\$0	\$0	\$0	\$16,236
Moving Services		\$0	\$0	\$0	\$395	\$0	\$0	\$0	\$0	\$0	\$0	\$395
Building & Additions		\$0	\$34,672	\$198,667	\$200,585	\$284,668	\$0	\$0	\$0	\$0	\$0	\$718,592
Architect		\$0	\$0	\$80,626	\$170,132	\$37,906	\$0	\$0	\$0	\$0	\$0	\$288,664
Engineering		\$0	\$0	\$0	\$3,705	\$9,735	\$6,840	\$0	\$0	\$0	\$0	\$20,280
Inspection & Testing		\$0	\$0	\$8,142	\$10,938	\$10,500	\$0	\$0	\$0	\$0	\$0	\$29,580
Project Management		\$0	\$3,073	\$154,904	\$87,291	\$139,821	\$3,571	\$0	\$0	\$0	\$0	\$388,659
Cap Equipment		\$0	\$0	\$0	\$35,892	\$80,090	\$0	\$0	\$0	\$0	\$0	\$115,982
Non-Cap Equipment		\$0	\$89,204	\$0	\$84,590	\$193,782	\$0	\$0	\$0	\$0	\$0	\$367,576
Total		\$0	\$133,238	\$449,401	\$608,656	\$763,095	\$12,628	\$1,105	\$0	\$0	\$0	\$1,968,124
Project Budget	\$1,968,124											
Less Other Funding	\$0											
Net	\$1,968,124											
Actual Measure AA Expenditures	\$1,968,124											
Running Balance	\$0											
AA 7100004												
Master Planning, Program Management, Overhead (112)												
Supplies		\$0	\$0	\$0	\$0	\$0	\$0	\$0	\$0	\$0	\$0	\$0
Architect		\$0	\$0	\$0	\$0	\$0	\$0	\$139,302	\$187,927	\$245,329	\$0	\$572,558
Project Management		\$0	\$0	\$0	\$0	\$76,015	\$150	\$0	\$49,170	\$135,533	\$0	\$260,868
Cap Equipment		\$0	\$0	\$0	\$0	\$0	\$0	\$0	\$0	\$0	\$0	\$0
Non-Cap Equipment		\$0	\$0	\$0	\$0	\$0	\$0	\$0	\$0	\$0	\$0	\$0
Total		\$0	\$0	\$0	\$0	\$76,015	\$150	\$139,302	\$237,097	\$380,863	\$0	\$833,427
Project Budget	\$833,427											
Less Other Funding	\$0											
Net	\$833,427											
Actual Measure AA Expenditures	\$833,427											
Running Balance	\$0											

SANTA MONICA COMMUNITY COLLEGE DISTRICT
 MEASURE AA EXPENDITURES
 FUND 42.4
 As of September 30, 2018

Projects	Budget	09/10 Final	10/11 Final	11/12 Final	12/13 Final	13/14 Final	14/15 Final	15/16 Final	16/17 Final	17/18 Final	18/19	Combined Totals
AA 7100154												
Energy Efficiency Projects (113)												
Legal		\$0	\$0	\$0	\$0	\$0	\$0	\$0	\$0	\$0	\$0	\$0
Other Contract Services		\$0	\$0	\$0	\$0	\$0	\$0	\$0	\$0	\$0	\$0	\$0
Building & Additions		\$0	\$0	\$189	\$2,108,853	\$990,389	-\$97,621	\$0	\$0	\$0	\$0	\$3,001,810
Architect		\$0	\$0	\$0	\$0	\$0	\$0	\$0	\$0	\$0	\$0	\$0
Engineering		\$0	\$0	\$0	\$0	\$0	\$0	\$0	\$0	\$0	\$0	\$0
Inspection & Testing		\$0	\$0	\$0	\$4,020	\$0	\$10,118	\$0	\$0	\$0	\$0	\$14,138
Project Management		\$0	\$0	\$0	\$0	\$0	\$825	\$0	\$0	\$0	\$0	\$825
Non-Cap Equipment		\$0	\$0	\$0	\$0	\$0	\$0	\$0	\$0	\$0	\$0	\$0
Total		\$0	\$0	\$189	\$2,112,873	\$990,389	-\$86,678	\$0	\$0	\$0	\$0	\$3,016,773
Project Budget	\$3,508,088											
Less Other Funding	\$491,315											
Net	\$3,016,773											
Actual Measure AA Expenditures	\$3,016,773											
Running Balance	\$0											
												* Other Funding Source: DWP \$18,715.00 received SCE \$446,519.77 received Gas Co. \$26,080 received
AA 7100064												
Community Classroom & Facility Projects (114)												
Supplies		\$0	\$0	\$0	\$124	\$0	\$0	\$0	\$0	\$0	\$0	\$124
Legal		\$0	\$0	\$1,867	\$1,418	\$0	\$0	\$0	\$0	\$0	\$0	\$3,285
Other Contract Services		\$0	\$3,720	\$1,869	\$0	\$0	\$0	\$0	\$0	\$0	\$0	\$5,588
Building & Additions		\$0	\$434,578	\$1,369,441	\$408,696	-\$1,003	\$0	\$0	\$0	\$0	\$0	\$2,211,712
Architect		\$0	\$263,833	\$48,120	\$1,318	\$0	\$0	\$0	\$0	\$0	\$0	\$313,272
Engineering		\$0	\$3,220	\$3,143	\$0	\$0	\$0	\$0	\$0	\$0	\$0	\$6,363
Inspection & Testing		\$0	\$41,002	\$80,885	\$1,495	\$0	\$0	\$0	\$0	\$0	\$0	\$123,382
Project Management		\$135	\$117,247	\$143,780	\$27,570	\$0	\$0	\$0	\$0	\$0	\$0	\$288,732
Non-Cap Equipment		\$0	\$0	\$209,726	\$0	\$0	\$0	\$0	\$0	\$0	\$0	\$209,726
Total		\$135	\$863,599	\$1,858,831	\$440,621	-\$1,003	\$0	\$0	\$0	\$0	\$0	\$3,162,183
Project Budget	\$3,162,183											
Less Other Funding	\$0											
Net	\$3,162,183											
Actual Measure AA Expenditures	\$3,162,183											
Running Balance	\$0											
AA 7100057												
Real Property Acquisition (115)												
Legal		\$0	\$0	\$0	\$0	\$0	\$0	\$0	\$0	\$659	\$0	\$659
Other Contract Services		\$0	\$39	\$7,000	\$0	\$15,800	\$0	\$0	\$0	\$0	\$0	\$22,839
Site Acquisition		\$1,739,979	\$4,001,204	\$9,022,207	\$0	\$0	\$0	\$0	\$5,013,226	\$4,821,600	\$0	\$24,598,214
Inspection & Testing		\$8,689	\$7,986	\$0	\$0	\$0	\$0	\$0	\$0	\$0	\$0	\$16,674
Project Management		\$0	\$0	\$0	\$0	\$0	\$0	\$0	\$0	\$0	\$0	\$0
Total		\$1,748,667	\$4,009,228	\$9,029,207	\$0	\$15,800	\$0	\$0	\$5,013,226	\$4,822,259	\$0	\$24,638,386
Project Budget	\$24,859,475											
Less Other Funding	\$0											
Net	\$24,859,475											
Actual Measure AA Expenditures	\$24,638,386											
Running Balance	\$221,089											

SANTA MONICA COMMUNITY COLLEGE DISTRICT
MEASURE AA EXPENDITURES
FUND 42.4
As of September 30, 2018

Projects	Budget	09/10 Final	10/11 Final	11/12 Final	12/13 Final	13/14 Final	14/15 Final	15/16 Final	16/17 Final	17/18 Final	18/19	Combined Totals
AA 7100058, 7100151, 7100156, 7100059												
Roadways, Walkways, Grounds, Parking Lots, and Garages (116)												
Supplies		\$0	\$0	\$0	\$0	\$4,616	\$0	\$0	\$0	\$0	\$0	\$4,616
Legal		\$0	\$0	\$0	\$125	\$0	\$0	\$0	\$0	\$0	\$0	\$125
Consultants		\$0	\$0	\$0	\$48,090	\$5,018	\$0	\$0	\$0	\$0	\$0	\$53,108
Other Contract Services		\$218	\$770	\$122	\$25,249	\$0	\$0	\$0	\$0	\$0	\$0	\$26,358
Building & Additions		\$185,345	\$6,731	\$113,784	\$321,603	\$975,401	\$0	\$0	\$0	\$0	\$0	\$1,602,864
Architect		\$0	\$0	\$0	\$103,569	\$19,225	\$1,240	\$0	\$0	\$0	\$0	\$124,035
Engineering		\$0	\$0	\$0	\$1,095	\$1,445	\$0	\$0	\$0	\$0	\$0	\$2,540
Inspection & Testing		\$13,380	\$7,865	\$13,553	\$20,126	\$42,865	\$0	\$0	\$0	\$0	\$0	\$97,787
Project Management		\$24,404	\$12,439	\$21,945	\$54,095	\$104,943	\$1,411	\$0	\$0	\$0	\$0	\$219,237
Total		\$223,347	\$27,804	\$149,403	\$573,951	\$1,153,512	\$2,652	\$0	\$0	\$0	\$0	\$2,130,670
Project Budget	\$7,022,417											
Less Other Funding	\$4,891,747											
Net	\$2,130,670											
Actual Measure AA Expenditures	\$2,130,670											
Running Balance	\$0											
		* Other Funding Source: Measure S \$3,891,747, Measure V \$1,000,000 allocated										

AA 7100069												
Infrastructure & Technology - Technology (117)												
Software		\$0	\$0	\$0	\$0	\$0	\$218	\$0	\$0	\$0	\$0	\$218
Supplies		\$0	\$0	\$13,646	\$7,587	\$0	\$16,966	\$0	\$0	\$0	\$0	\$38,200
Maintenance Contract		\$0	\$9,472	\$46,300	\$210,581	\$18,944	\$42,415	\$9,472	\$0	\$0	\$0	\$337,186
Other Contract Services		\$0	\$0	\$0	\$0	\$0	\$49,589	\$0	\$0	\$0	\$0	\$49,589
Building & Additions		\$0	\$0	\$0	\$0	\$0	\$0	\$0	\$0	\$0	\$0	\$0
Project Management		\$0	\$0	\$0	\$0	\$0	\$0	\$0	\$0	\$0	\$0	\$0
Cap Equipment		\$0	\$207,423	\$33,063	\$576,294	\$0	\$1,145,668	\$0	\$0	\$0	\$0	\$1,962,449
Non-Cap Equipment		\$0	\$0	\$42,827	\$500	\$0	\$3,447	\$0	\$0	\$0	\$0	\$46,775
Total		\$0	\$216,896	\$135,838	\$794,963	\$18,944	\$1,258,304	\$9,472	\$0	\$0	\$0	\$2,434,417
Project Budget	\$2,434,417											
Less Other Funding	\$0											
Net	\$2,434,417											
Actual Measure AA Expenditures	\$2,434,417											
Running Balance	\$0											

AA 7100150												
Infrastructure & Technology - Utility (118)												
Software License		\$0	\$12,000	\$0	\$0	\$0	\$0	\$0	\$0	\$0	\$0	\$12,000
Legal		\$0	\$0	\$0	\$0	\$0	\$0	\$0	\$0	\$0	\$0	\$0
Building & Additions		\$0	\$0	\$0	\$0	\$0	\$0	\$0	\$0	\$0	\$0	\$0
Architect		\$0	\$0	\$0	\$0	\$0	\$0	\$0	\$0	\$0	\$0	\$0
Inspection & Testing		\$0	\$4,979	\$0	\$0	\$0	\$0	\$0	\$0	\$0	\$0	\$4,979
Project Management		\$0	\$3,240	\$0	\$0	\$0	\$0	\$0	\$0	\$0	\$0	\$3,240
Cap Equipment		\$0	\$0	\$7,534	\$0	\$0	\$0	\$0	\$0	\$0	\$0	\$7,534
Non-Cap Equipment		\$0	\$0	\$0	\$0	\$0	\$0	\$0	\$0	\$0	\$0	\$0
Total		\$0	\$20,219	\$7,534	\$0	\$0	\$0	\$0	\$0	\$0	\$0	\$27,753
Project Budget	\$27,753											
Less Other Funding	\$0											
Net	\$27,753											
Actual Measure AA Expenditures	\$27,753											
Running Balance	\$0											

SANTA MONICA COMMUNITY COLLEGE DISTRICT
MEASURE AA EXPENDITURES
FUND 42.4
As of September 30, 2018

Projects	Budget	09/10 Final	10/11 Final	11/12 Final	12/13 Final	13/14 Final	14/15 Final	15/16 Final	16/17 Final	17/18 Final	18/19	Combined Totals
AA 7100153												
Emergency Lighting, Fire Alarm, and Security System (119)												
Supplies		\$0	\$0	\$0	\$0	\$2,348	\$0	\$0	\$2,671	\$0	\$0	\$5,020
Consultants		\$0	\$0	\$0	\$0	\$0	\$16	\$0	\$0	\$0	\$0	\$16
Telecom Fee		\$0	\$0	\$0	\$0	\$0	\$800	\$0	\$0	\$0	\$0	\$800
Maintenance Contract		\$0	\$0	\$648	\$0	\$39,700	\$0	\$2,700	\$0	\$0	\$0	\$43,048
Software Support		\$0	\$0	\$24,765	\$0	\$106,367	\$0	\$2,232	\$0	\$0	\$0	\$133,365
Other Contract Services		\$0	\$0	\$0	\$0	\$47,695	\$0	\$4,643	\$1,560	\$0	\$0	\$53,897
Building & Additions		\$0	\$0	\$0	\$0	\$110	\$2,648,866	\$4,129,145	\$1,308,230	\$763,170	\$0	\$8,849,521
Architect		\$0	\$0	\$0	\$0	\$0	\$18,925	\$0	\$0	\$5,047	\$0	\$23,972
Engineering		\$0	\$0	\$0	\$0	\$211,030	\$389,013	\$156,247	\$255,798	\$358,560	\$36,500	\$1,407,148
Inspection & Testing		\$0	\$0	\$0	\$0	\$0	\$0	\$58,831	\$4,800	\$0	\$0	\$63,631
Project Management		\$0	\$0	\$0	\$0	\$51,008	\$52,044	\$79,285	\$16,500	\$49,738	\$240	\$248,814
Cap Equipment		\$0	\$0	\$0	\$0	\$89,415	\$0	\$5,871	\$0	\$0	\$0	\$95,286
Non-Cap Equipment		\$0	\$0	\$6,087	\$0	\$392,586	\$8,348	\$0	\$0	\$0	\$0	\$407,022
Total		\$0	\$0	\$31,500	\$0	\$940,259	\$3,118,012	\$4,438,953	\$1,589,560	\$1,176,515	\$36,740	\$11,331,539
Project Budget	\$11,520,794											
Less Other Funding	\$0											
Net	\$11,520,794											
Actual Measure AA Expenditures	\$11,331,539											
Running Balance	\$189,255											
AA 7100142												
Student Services (120)												
Supplies		\$0	\$0	\$0	\$0	\$0	\$0	\$0	\$0	\$0	\$0	\$0
Consultants		\$0	\$0	\$0	\$0	\$0	\$0	\$0	\$0	\$0	\$0	\$0
Telecom Fee		\$0	\$0	\$0	\$0	\$0	\$0	\$0	\$0	\$0	\$0	\$0
Maintenance Contract		\$0	\$0	\$0	\$0	\$0	\$0	\$0	\$0	\$0	\$0	\$0
Software Support		\$0	\$0	\$0	\$0	\$0	\$0	\$0	\$0	\$0	\$0	\$0
Other Contract Services		\$0	\$0	\$0	\$0	\$0	\$0	\$0	\$0	\$0	\$0	\$0
Building & Additions		\$0	\$0	\$0	\$0	\$0	\$0	\$0	\$0	\$3,165,626	\$0	\$3,165,626
Architect		\$0	\$0	\$0	\$0	\$0	\$0	\$0	\$0	\$0	\$0	\$0
Engineering		\$0	\$0	\$0	\$0	\$0	\$0	\$0	\$0	\$0	\$0	\$0
Inspection & Testing		\$0	\$0	\$0	\$0	\$0	\$0	\$0	\$0	\$0	\$0	\$0
Project Management		\$0	\$0	\$0	\$0	\$0	\$0	\$0	\$0	\$0	\$0	\$0
Cap Equipment		\$0	\$0	\$0	\$0	\$0	\$0	\$0	\$0	\$0	\$0	\$0
Non-Cap Equipment		\$0	\$0	\$0	\$0	\$0	\$0	\$0	\$0	\$0	\$0	\$0
Total		\$0	\$0	\$0	\$0	\$0	\$0	\$0	\$0	\$3,165,626	\$0	\$3,165,626
Project Budget	\$6,870,490											
Less Other Funding	\$0											
Net	\$6,870,490											
Actual Measure AA Expenditures	\$3,165,626											
Running Balance	\$3,704,864											
Cost of Issuance (121)												
Cost of Issuance		\$0	\$0	\$0	\$0	\$0	\$285,000	\$0	\$213,026	\$0	\$0	\$498,026
Total		\$0	\$0	\$0	\$0	\$0	\$285,000	\$0	\$213,026	\$0	\$0	\$498,026
Project Budget	\$498,026											
Less Other Funding	\$0											
Net	\$498,026											
Actual Measure AA Expenditures	\$498,026											
Running Balance	\$0											
Grand Total		\$4,900,734	\$10,935,584	\$17,864,407	\$13,113,759	\$30,388,248	\$39,049,510	\$60,741,756	\$57,313,878	\$52,193,046	\$182,381	\$286,683,302

* Other Funding Source:
State of California \$1,321,000 received
Measure U \$21,131,135, Measure S \$45,595,322, Measure V \$33,624,909 allocated
Measure U, S & AA interests \$21,681,308 allocated

SANTA MONICA COMMUNITY COLLEGE DISTRICT
 MEASURE V EXPENDITURES
 FUND 42.5
 As of September 30, 2018

Projects	Budget	17/18 Final	18/19	Combined Totals
V 7100090				
Replacement Math and Science Extension Building (101)				
Legal		\$0	\$0	\$0
Other Contract Services		\$0	\$0	\$0
Moving Services		\$0	\$0	\$0
Building & Additions		\$675	\$0	\$675
Architect		\$2,047,911	\$2,422,309	\$4,470,221
Engineering		\$0	\$0	\$0
Inspection & Testing		\$30,804	\$259	\$31,063
Project Management		\$130,874	\$41,553	\$172,426
Cap Equipment		\$0	\$0	\$0
Non-Cap Equipment		\$0	\$0	\$0
Total		\$2,210,264	\$2,464,121	\$4,674,384
Project Budget	\$124,958,336			
Less Other Funding	\$42,640,344			
Net	\$82,317,992			
Actual Measure V Expenditures	\$4,674,384			
Running Balance	\$77,643,608			
				* Other Funding Source: Measure U \$308,336, Measure AA \$2,244,008 allocated State of California \$40,088,000 allocated

V 7100142				
Student Services Building (102)				
Other Contract Services		\$0	\$0	\$0
Building & Additions		\$0	\$2,886,922	\$2,886,922
Architect		\$0	\$0	\$0
Engineering		\$0	\$0	\$0
Inspection & Testing		\$55,202	\$51,490	\$106,692
Project Management		\$0	\$175,863	\$175,863
Total		\$55,202	\$3,114,275	\$3,169,477
Project Budget	\$130,224,164			
Less Other Funding	\$96,599,255			
Net	\$33,624,909			
Actual Measure V Expenditures	\$3,169,477			
Running Balance	\$30,455,432			
				* Other Funding Source: State of California \$1,321,000 received Measure U \$21,131,135, Measure S 45,595,322, Measure AA \$6,870,490 allocated Measure U, S & AA interests \$21,681,308 allocated

SANTA MONICA COMMUNITY COLLEGE DISTRICT
 MEASURE V EXPENDITURES
 FUND 42.5
 As of September 30, 2018

Projects	Budget	17/18 Final	18/19	Combined Totals
V 7100240				
Art Complex (105)				
Legal		\$0	\$0	\$0
Other Contract Services		\$0	\$0	\$0
Moving Services		\$0	\$0	\$0
Building & Additions		\$184	\$0	\$184
Architect		\$0	\$0	\$0
Engineering		\$0	\$0	\$0
Inspection & Testing		\$0	\$0	\$0
Project Management		\$0	\$0	\$0
Cap Equipment		\$0	\$0	\$0
Non-Cap Equipment		\$0	\$0	\$0
Total		\$184	\$0	\$184
Project Budget	\$32,914,000	* Other Funding Source: State of California \$8,914,000 pending		
Less Other Funding	\$8,914,000			
Net	\$24,000,000			
Actual Measure V Expenditures	\$184			
Running Balance	\$23,999,816			

V 7100188				
Air Conditioning (107)				
Other Contract Services		\$0	\$0	\$0
Building & Additions		\$0	\$0	\$0
Architect		\$0	\$0	\$0
Engineering		\$417,960	\$0	\$417,960
Inspection & Testing		\$0	\$0	\$0
Project Management		\$4,370	\$855	\$5,225
Total		\$422,330	\$855	\$423,185
Project Budget	\$10,777,654			
Less Other Funding	\$0			
Net	\$10,777,654			
Actual Measure V Expenditures	\$423,185			
Running Balance	\$10,354,469			

SANTA MONICA COMMUNITY COLLEGE DISTRICT
 MEASURE V EXPENDITURES
 FUND 42.5
 As of September 30, 2018

Projects	Budget	17/18 Final	18/19	Combined Totals
V 7100237				
Outdoor Classroom (111)				
Other Contract Services		\$0	\$0	\$0
Building & Additions		\$0	\$0	\$0
Architect		\$100,000	\$0	\$100,000
Engineering		\$0	\$0	\$0
Inspection & Testing		\$0	\$0	\$0
Project Management		\$0	\$0	\$0
Total		\$100,000	\$0	\$100,000
Project Budget	\$10,000,000			
Less Other Funding	\$0			
Net	\$10,000,000			
Actual Measure V Expenditures	\$100,000			
Running Balance	\$9,900,000			

S7100048				
Other Bond Related Expenses (116)				
Consultants		\$0	\$0	\$0
Lease/Rental		\$0	\$0	\$0
Supplies		\$0	\$0	\$0
Legal		\$0	\$0	\$0
Software License		\$0	\$0	\$0
Advertising		\$0	\$0	\$0
Other Contract Services		\$0	\$0	\$0
Moving Services		\$0	\$0	\$0
Building & Additions		\$184	\$0	\$184
Project Management		\$0	\$0	\$0
Cap Equipment		\$0	\$0	\$0
Non-Cap Equipment		\$0	\$0	\$0
Total		\$184	\$0	\$184
Project Budget	\$300,000			
Less Other Funding	\$0			
Net	\$300,000			
Actual Measure V Expenditures	\$184			
Running Balance	\$299,816			

SANTA MONICA COMMUNITY COLLEGE DISTRICT
 MEASURE V EXPENDITURES
 FUND 42.5
 As of September 30, 2018

Projects	Budget	17/18 Final	18/19	Combined Totals
Cost of Issuance (117)				
Cost of Issuance		\$291,277	\$0	\$291,277
Total		\$291,277	\$0	\$291,277
Project Budget	\$800,000			
Less Other Funding	\$0			
Net	\$800,000			
Actual Measure V Expenditures	\$291,277			
Running Balance	\$508,723			
Grand Total		\$3,079,439	\$5,579,251	\$8,658,690

**SMC Bond Program
Contractor List as of 9-30-2018**

Student Services (Measure U #0, Measure S #9, Measure AA #120):

Architect – Steinberg Architects, Morris Architects

Contractor – Minco, Bernards Brothers

Engineering – IVA, Cogent Energy Engineering, XL Fire

Inspection & Testing – Geo Labs, BTC Labs - Vertical V, Peak Survey, LPI

Rango Inc., Twining

Project Management – LPI

Replacement Health/PE/Fitness/Dance Building (Measure S #4, Measure AA #104):

Architect – Gensler Architects

Contractor – Bernards Brothers

Engineering – IVA, Glumac

Inspection & Testing – Geo Labs, Ellis Environmental, Twining, Rango Inc.

Project Management – LPI

Early Childhood Development (Measure S #5):

Architect – Carde Ten Architects

Consultant – Child Educational Center

Contractor – The Nazerian Group

Engineering – Jacobs

Inspection & Testing – Geo Labs, Rango Inc., Twining

Project Management – LPI, Vanir

Malibu Site (Measure S #6, Measure AA #110):

Architect – Quatro Design Group

Contractor – Master Contracting, Icon West

Consultant – m2 Strategic, Parker Environmental

Engineering – Ensitu Services, Jacobs

Inspection & Testing – Peak Surveys, Ellis Environmental, JL Inspection

Project Management – LPI, m6 Strategic, Vanir

Energy Efficiency Projects (Measure S #7, Measure AA #113):

Architect – N/A

Contractor – Compass Energy Solutions, Johnson Controls

Engineering – Compass Energy Solutions, Johnson Controls

Inspection & Testing – Ellis Environmental

Environmental Performance (Measure AA #101):

Architect – Kishimoto Architects

Contractor – SJ Amoroso Construction

Engineering – P2S Engineering

Inspection & Testing – Cannon, Peak Surveys

Project Management – LPI

Information Technology Relocation (Measure AA #102):

Architect – Morris Architects
Contractor – Minco, Bernards Brothers, Eidim AV Technology
Engineering – IVA, P2S Engineering
Inspection & Testing – Cannon, Peak Surveys, Geo Labs, Ellis Environmental,
Twining, JL Inspection, Rango Inc.
Project Management – LPI, CCS Presentation

Media and Technology Complex (Measure AA #103):

Architect – Clive Wilkinson Architects, Morris Architects
Contractor – H.B. Parkco Construction, Fast Track Construction, CW
Driver, Dimension Data, Key Code Media, Omega
Construction
Consultant – EEG Services
Engineering – IVA, P2S Engineering
Inspection & Testing – Twining, Geo Labs, BTC Labs – Vertical V,
JL Inspection, EEG Services, Ellis Environmental, Rango
Inc., Cannon
Project Management – LPI

Madison East Wing Seismic Upgrade (Measure AA #107):

Architect – DLR Group – WWCOT, LPI
Contractor – Trimax, Bernards Brothers, Dimension Data
Engineering – IVA, Glumac
Inspection & Testing – Twining, Peak Surveys, LPI, All Group Engineering, EEG
Services, Ellis Environmental
Project Management – LPI

Business & Facilities Infrastructure (Measure AA #111):

Architect – LPI, Gwynne Pugh Urban Studio
Contractor – REC+S, Inc., Omega Construction,
Concept Consultant, Inc.
Engineering – N/A
Inspection & Testing – Ellis Environmental, JL Inspection
Project Management – LPI

Community Classroom & Facility Project (Measure AA #114)

Architect – Morris Architects
Contractor – Waisman Construction, Spinitar, Trimax
Engineering – IVA
Inspection & Testing – LPI, Twining
Project Management – LPI

Satellite Campus Parking Facilities and Roadway Improvements (Measure S #8)

Architect – N/A
Contractor – N/A
Engineering – MK Engineering Group
Inspection & Testing – N/A
Project Management – LPI

Roadways, walkways, Grounds, Parking Lots, and Garages (Measure AA #116)

Architect – LPI, DLR Group - WWCOT
Contractor – Trimax, Pub Construction
Consultant – Walker Parking
Engineering – MK Engineering
Inspection & Testing – Ellis Environmental, Peak Surveys, LPI
Project Management – LPI

Emergency Lighting, Fire Alarm, and Security System (Measure AA #119)

Architect – N/A
Contractor – Red Hawk Fire and Security, Nexus
Consultant – IVA
Engineering – MDC Engineers
Inspection & Testing – Rango Inc.
Project Management – LPI

Signage Safety/Information (Measure S #15)

Architect – N/A
Contractor – Sign Excellence
Consultant – APCO
Engineering – N/A
Inspection & Testing – N/A
Project Management – LPI

Math and Science Addition (Measure AA #106)

Architect – Cannon Design
Contractor – N/A
Consultant – N/A
Engineering – Arup
Inspection & Testing – N/A
Project Management – Vanir