

**Center for Students with
Disabilities (CSD/DSPS)
Student Success
BOT meeting – 10/1/2024**

Michael Tuitasi – Vice President of Student Affairs

Denise Henninger – DSPS Manager

Nathalie Laille – DSPS Faculty Coordinator

DSPS Students Served

2020 Total Students Served: 1776

Acquired Brain Injury:	148
ADHD:	229
Autism Spectrum:	151
Blind and Low Vision:	29
Deaf/Hard of Hearing:	52
Intellectual Disability:	7
Learning Disability:	503
Mental Health:	458
Other Health & Disability:	144
Physical Disability:	55

2021 Total Students Served: 1827

Acquired Brain Injury:	165
ADHD:	217
Autism Spectrum:	171
Blind and Low Vision:	32
Deaf/Hard of Hearing:	42
Intellectual Disability:	9
Learning Disability:	554
Mental Health:	456
Other Health & Disability:	130
Physical Disability:	51

DSPS Students Served

2022 Total Students Served: 1908

Acquired Brain Injury:	166
ADHD:	265
Autism Spectrum:	193
Blind and Low Vision:	30
Deaf/Hard of Hearing:	39
Intellectual Disability:	14
Learning Disability:	513
Mental Health:	490
Other Health & Disability:	160
Physical Disability:	38

2023 Total Students Served: 1987

Acquired Brain Injury:	161
ADHD:	261
Autism Spectrum:	231
Blind and Low Vision:	26
Deaf/Hard of Hearing:	37
Intellectual Disability:	15
Learning Disability:	522
Mental Health:	494
Other Health & Disability:	206
Physical Disability:	34

DSPS Student GPA

Disability	Fall 2017	Fall 2018	Fall 2019	Fall 2020	Fall 2021	Fall 2022	Fall 2023
ADHD	3.07	2.97	3.03	3.27	3.26	3.16	3.23
ABI	2.86	2.74	2.77	2.89	2.87	2.84	3.15
Intellectual Disability	1.99	2.43	2.12	0.55	2.46	3.68	2.02
Deaf & Hard of Hearing	3.18	2.82	2.95	3.17	3.00	2.89	2.99
Learning Disability	2.77	2.75	2.79	2.96	3.03	2.97	2.97
Physical Disability	2.90	2.98	3.09	3.25	3.25	3.36	2.81
Other	3.02	2.89	2.81	3.00	3.13	3.22	3.24
Mental Health Disability	3.09	3.21	3.24	3.31	3.23	3.17	3.22
Autism Spectrum	2.90	3.04	2.94	3.10	3.15	3.19	3.23
Blind and Low Vision	2.99	3.01	2.81	2.86	3.12	3.29	3.29
Total	2.88	2.88	2.86	2.84	3.05	3.18	3.02

DSPS English Success Rates

Fall 2020:

DSPS Success Rate: 72%

Non-DSPS Success Rate: 60%

Fall 2022:

DSPS Success Rate: 59%

Non-DSPS Success Rate: 57%

Fall 2021:

DSPS Success Rate: 81%

Non-DSPS Success Rate: 73%

Fall 2023:

DSPS Success Rate: 75%

Non-DSPS Success Rate: 67%

DSPS Math Success Rates

Fall 2020:

DSPS Success Rate: 59%

Non-DSPS Success Rate: 50%

Fall 2022:

DSPS Success Rate: 39%

Non-DSPS Success Rate: 37%

Fall 2021:

DSPS Success Rate: 72%

Non-DSPS Success Rate: 68%

Fall 2023:

DSPS Success Rate: 47%

Non-DSPS Success Rate: 49%

DSPS Overall Course Success Rates

Fall 2020:

DSPS Success Rate: 76%

Non-DSPS Success Rate: 69%

Fall 2022:

DSPS Success Rate: 70%

Non-DSPS Success Rate: 66%

Fall 2021:

DSPS Success Rate: 84%

Non-DSPS Success Rate: 81%

Fall 2023:

DSPS Success Rate: 76%

Non-DSPS Success Rate: 74%

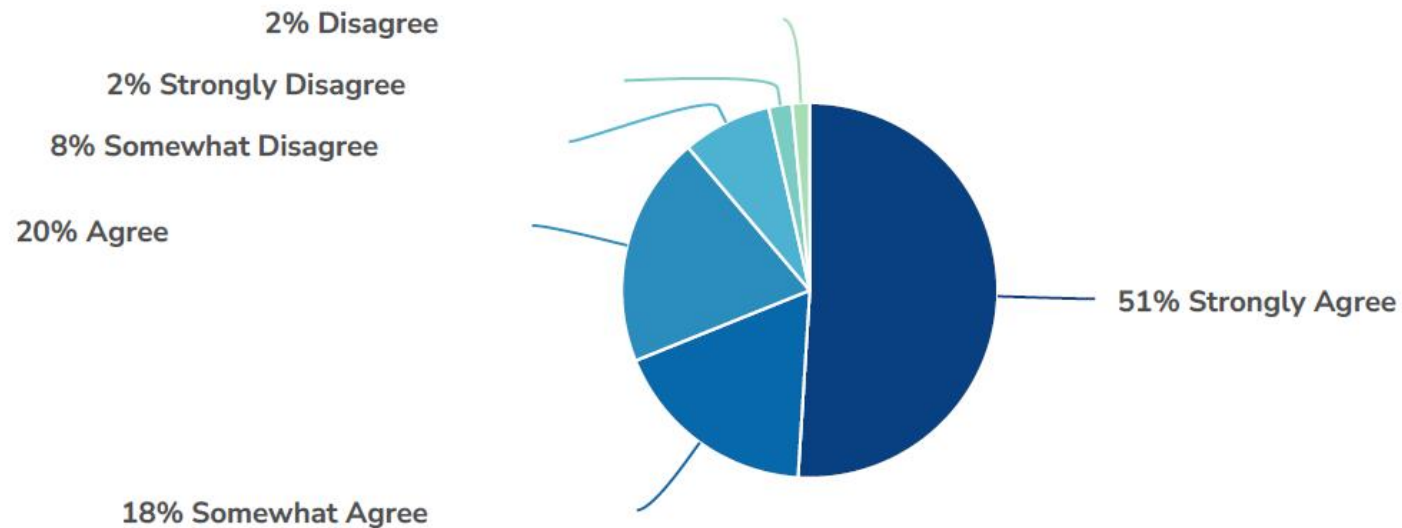
DSPS Race/Ethnicity Ratio

DSPS	Race/Ethnicity	Fall 2020	Fall 2021	Fall 2022	Fall 2023
DSPS	Asian	7%	8%	7%	6%
Not DSPS	Asian	9%	10%	10%	9%
DSPS	Black	8%	8%	11%	10%
Not DSPS	Black	7%	8%	8%	8%
DSPS	Latine/x	30%	32%	32%	34%
Not DSPS	Latine/x	38%	38%	38%	37%
DSPS	Native American	0%	1%	0%	0%
Not DSPS	Native American	0%	0%	0%	0%
DSPS	Pacific Islander	0%	0%	0%	0%
Not DSPS	Pacific Islander	0%	0%	0%	0%
DSPS	Two or More	6%	7%	7%	7%
Not DSPS	Two or More	4%	5%	5%	5%
DSPS	Unreported	7%	6%	5%	6%
Not DSPS	Unreported	10%	9%	9%	10%
DSPS	White	41%	38%	38%	37%
Not DSPS	White	30%	31%	30%	31%

DSPS 2023 Student Satisfaction Survey

2. I feel welcomed and valued as a member of the campus community:

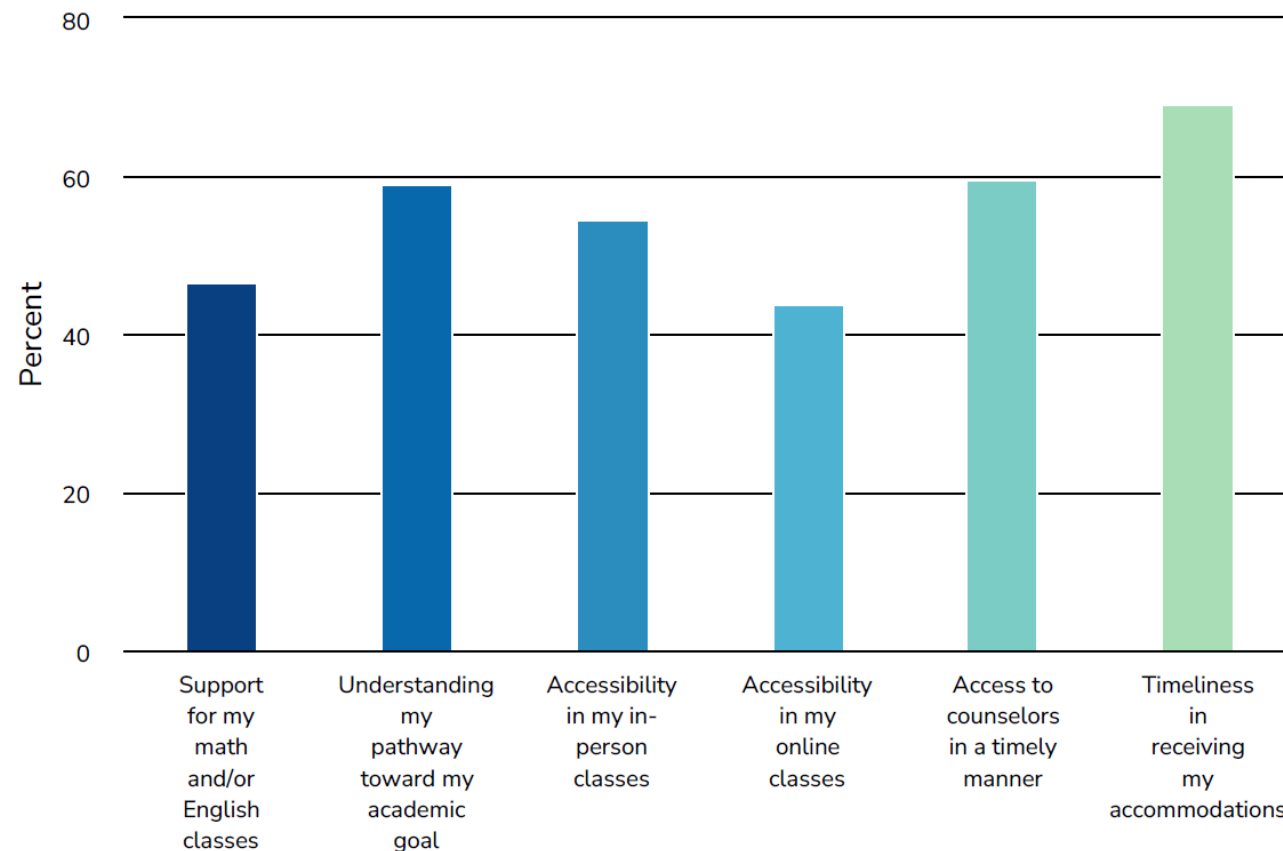
Center for Students with Disabilities 2023 Student Survey



DSPS 2023 Student Satisfaction Survey

3. As a student, the following DSPS services and support is the most important to me (select all that apply):

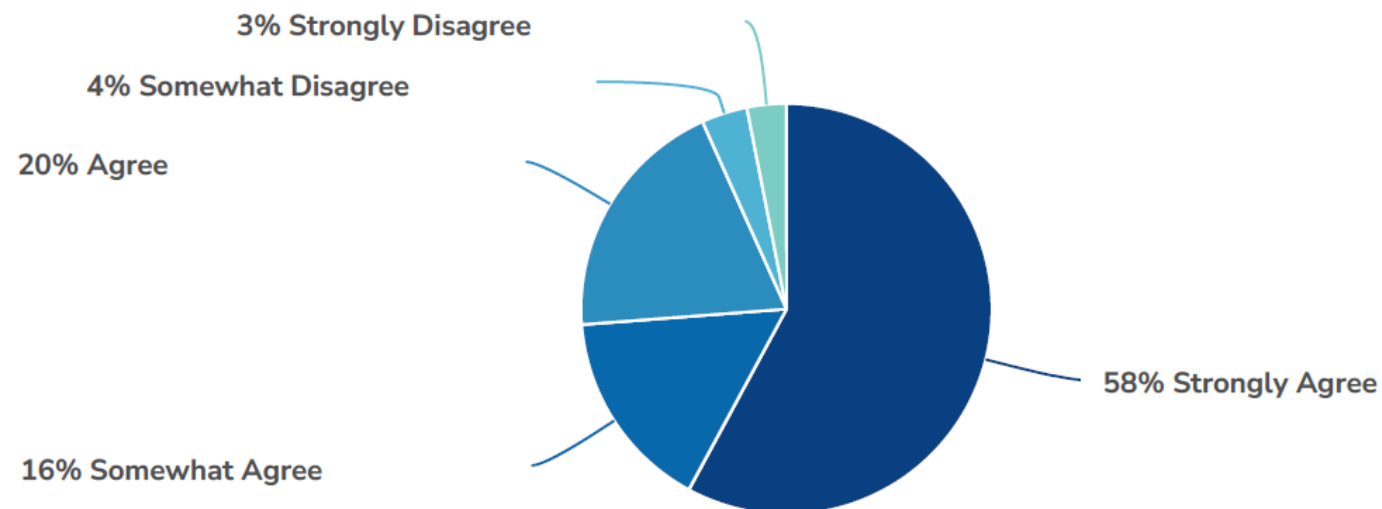
Center for Students with Disabilities 2023 Student Survey



DSPS 2023 Student Satisfaction Survey

13. My academic accommodations and services help me reach my educational goals:

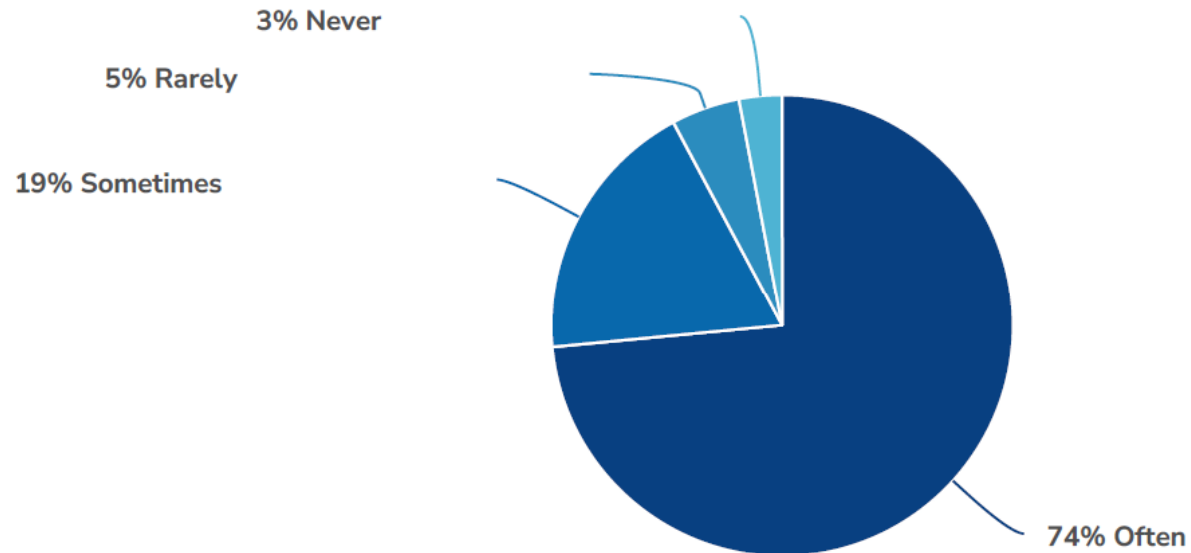
Center for Students with Disabilities 2023 Student Survey



DSPS 2023 Faculty/Staff Satisfaction Survey

8. I regard myself as a collaborative partner in the provision of access and disability accommodations for the students that I serve:

Center for Students with Disabilities 2023 Faculty/Staff Survey



DSPS Services & Accommodations

Examples include (but not limited to):

- Academic counseling
- Personal counseling
- Priority registration
- High Tech Training Center (computer lab, assistive technology, classes)
- Deaf and Hard of Hearing Services (Interpreters, CART captioning, ALD's)
- Acquired Brain Injury Program (for-credit and non-credit course offerings)
- Learning Disabilities Program (LD assessment, tutoring, accommodations, classes)
- Support classes designed for students with disabilities (Couns 13H, 15H, 41H, 51, 52, 54, 56, 58, 59)
- Alternate Media (E-Text, large print, Braille, captioned media)
- Note taking services (volunteer, student worker, staff)
- Testing accommodations
- Audio recording
- Adaptive furniture

DSPS Outreach

On-Campus

VIP Welcome Day

SMC Start Up

SMC Open House

Grad Fest

Student Services Celebration

STEM student group DSPS presentation

College Kickoff FTIC Black/Latinx students

Next Step Resource Fair

Off-Campus

Adrian's Place

Beverly Hills High School

Kanye Eras School

SAMO High

New West Charter School

Lincoln Middle School

Hamilton High School

DSPS Trainings

- In-service trainings: Math, Communications, Modern Languages, Physical Science, Outreach, Management Association
- Invisible Disabilities: Understanding and Accepting What We Can't See presented by public speaker and former SMC student, Russell Lehman
- Supporting College Students with Autism Spectrum Disorder
- Universal Design: Captioning Requirements and Best Practices
- Improve Your Course Accessibility with the Pope Tech Canvas Accessibility Dashboard
- UDL: Practical Ways to Achieve Accessibility & Equity
- Office of Civil Rights training open to all SMC faculty and staff
- DSPS Services and Proctoring Process workshop

DSPS Kudos

- *“I graduated college in May from Columbia with a BA in Human Rights with an Ethnicity and Race concentration! I could not have done this without your assistance, and I wanted to stop by and thank you for always supporting me with my academic journey beginning at SMC. It helped set the stage for me walking across the stage. THANK YOU for believing in me and for our conversations of support. I really am grateful and thankful.”* – Student kudos to DSPS Counselor, Leticia Montoya.
- *“I want to thank you for all the help you have given me during my time at SMC. I really appreciate all the emails and work around you did for me to help get to where I am, so I really am thankful.”* – Student transferred to USC, kudos to DSPS Counselor Annie Ishihara.
- Christine Go, LD Tutoring Coordinator – recipient of the 1st ever Student Services Celebration Staff Recognition Award chosen by students participating in the event.
- *“I want to give a shout out to Kennisha, Carla, and Kita for always giving prompt confirmation of receipt of assessments and working with the students to help them with the extra time accommodations in the proctor center – I really appreciate all that you do!!”* – Life Science Faculty kudos to our DSPS Specialists.
- Psych instructor received notice of a note taker in class and specifically requested Disabled Student Services Assistant, Brian Van Norton, because of his professional conduct and the way he interacted with the student.

Thank you!

Center for Students with Disabilities Contact Information

Student Services Center, 1st floor

Phone: 310-434-4265

Email: dsps@smc.edu

Fall Office Hours:

Monday – Thursday: 8am – 6pm

Friday: 8am – 3pm