

GPS

Ambassadors

Presented by:

SMC GPS Implementation Team

WHY STARFISH (SMC GPS)?



- Supports Pathways Redesign: moving to a more intentional, proactive method of student support
- Will help us to achieve institutional goals related to completion, course retention, and closing equity gaps
- Provides a platform for increased collaboration across campus to improve overall student success

WHAT IS GPS?

An online communication tool that supports student success by building a community and facilitating connections between students, faculty, and campus services

Closes the Loop: GPS makes it easy to track and see if a student's need/concern was addressed and resolved...and by which service or resource!

Provides course progress and immediate feedback for students

Helps improve student retention, completion, and success


Faculty can send accolades, initiate a conversation, or connect students with support services

STUDENT RAISED “FLAGS”

Called “Raising Your Hand”

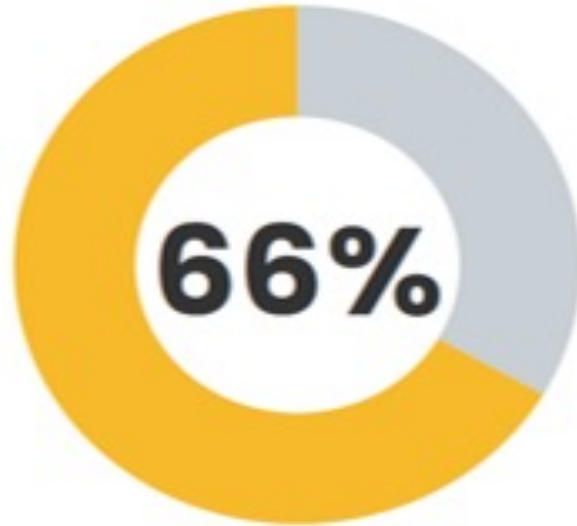
- I Need Help Paying Books and/or Materials
- I Need to Meet with an Academic Counselor
- I Need to Meet with an Career Counselor
- I’ve Just Logged Into GPS!!
- I Need Help Navigating the Remote Learning Environment
- I Need Help with Food, Housing, Financial Relief, Or Other Basic Needs
- Wellness Support For Students

WHERE ARE WE NOW WITH GPS?

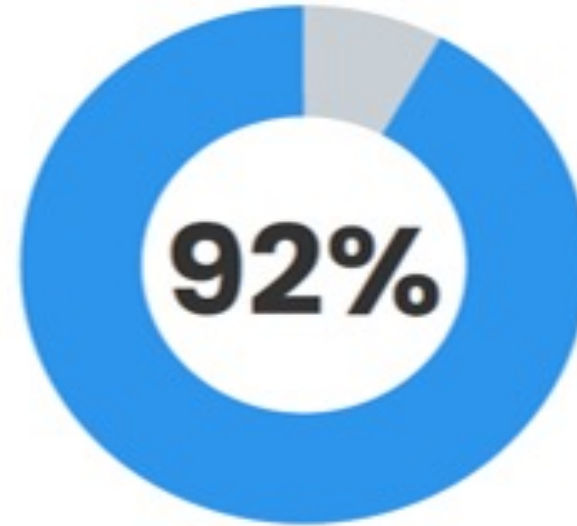


FALL 2020 TO SPRING 2021 PERSISTENCE

Did not
use GPS

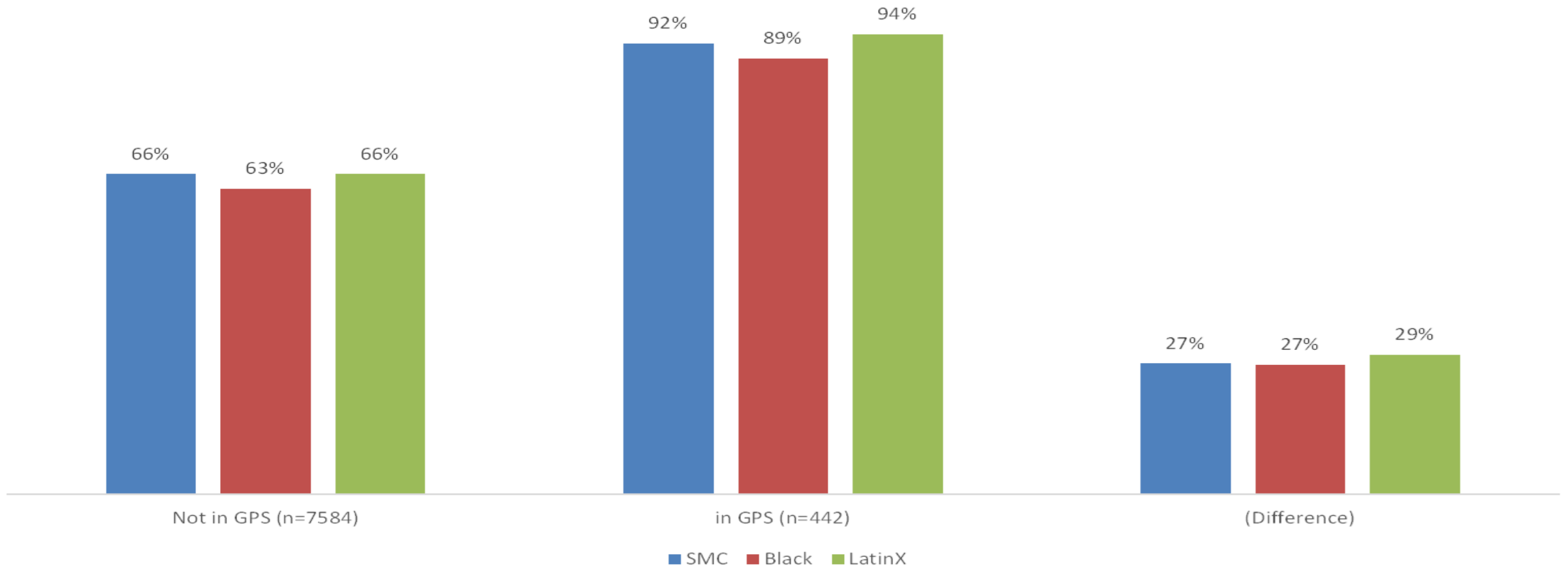


Used
GPS



The Fall 2020 to Spring 2021 persistence rate for first-time SMC students was 66%. Students who used GPS persisted at a rate **26% higher** than those who did not use GPS.

Fall 2020 to Spring 2021 Persistence Rate by GPS Participation Status



GPS Impact On SMC Students

IMPACT OF GPS

442

Students

of first-time SMC students enrolled in Fall 2020 who used the GPS tool (credit students only)

150

Students

of the 442 first-time students who used GPS who were **predicted not to persist** based on a statistical model developed by the Office of Institutional Research

84%

Persistence Rate

126 of the 150 (84%) **GPS users** who were first-time at SMC in Fall 2020 and were **predicted not to persist but successfully persisted** and enrolled in Spring 2021

54%

Persistence Rate

In comparison, 54% of first-time SMC students who were **non-GPS users** who were predicted not to persist yet **successfully persisted** to Spring 2021

+1,228

Credit Units

Spring 2021 **credit units enrolled** by first-time SMC students and GPS users who were predicted not to persist (GPS's impact on future enrollment)


GPS Ambassador Accomplishments

Creation of

- Faculty Trainings-System Set-up, scheduling appointments, filling out progress surveys
- One-on-one trainings for faculty
- Department meeting with various departments around campus-Review and Feedback
- Host “Hands On” events to help faculty complete progress surveys and FAQ meetings

Participate in

- Flex Day Events
- Academic Senate Presentation
- Chairs meetings



GPS Ambassador Accomplishments

Email promotion


- GPS emails to Faculty and Staff
- Reminder emails regarding trainings, Progress Survey promotion, and follow-up

Multimedia Resources

- GPS Website
- Video how to's
- Infographics
- GPS commercials for promotion

Continued collaboration with faculty and staff to


- Faculty feedback-update materials, verbiage, and workflows
- Creation of a SWOT analysis to address strengths and areas of improvement
- Collaborated with counseling areas to ensure continued support for students



Summary of Where We Are Now ...


- Increase in persistence for SMC Students in GPS
- Better access to support and resources for LatinX and Black students
- Closing equity gaps for all SMC students
- Additional Department Usage:
 - Bookstore - Chromebook Loans
 - Center for Wellness & Wellbeing - Basic Needs and Wellness Supports
 - Early Childhood Education - Lab Appointments and Kiosk Tracking

WHAT'S NEXT FOR GPS?



Where We're Headed?...

- Rollout of Retention Analytics Project (Put on hold due to COVID)
 - Intentional support for student populations
 - Trainings for specific staff using this data to ensure equitable practices
- Assess best practices for the Faculty and Counseling Department to scale
- Onboard new programs usage with Areas of Interests
- Evaluating and adjusting current institutional practices to better support our students, focusing on our LatinX and Black students
- Need for GPS leader



Thank you for your time!

-GPS Team