



January 13, 2017

Santa Monica College

The Story of eAdvisor

What was the
starting point?



ASU's Academic Programs: Undergraduate Degrees

undergraduate degrees

explore by

alphabetical

A B C D E F G H I
J K L M N O P Q R
S T U V W X Y Z
[list all](#)

college

[by college](#)

location

[Downtown Phoenix campus](#)
[Polytechnic campus](#)
[Tempe campus](#)
[West campus](#)

[Lake Havasu City](#)
[ASU@TheGilaValley](#)
[ASU@Yuma](#)

online

[ASU online](#)

keyword

[Advanced Search](#)

Interest



Architecture & Construction



Arts



Business



Communication & Media



Computing & Mathematics



Education & Teaching



Engineering & Technology



Entrepreneurship



Exploratory



Health & Wellness



Humanities



Interdisciplinary Studies



Law, Justice & Public Service



Science



Social and Behavioral Sciences



Sustainability



STEM



Cool Majors



Fast Track Plans



Concurrent Programs

Meta Majors

4 degrees found

Major (Concentration)	Degree	Required Courses	Location	Options	College/School	Compare up to 3	
Exploratory Health and Life Sciences		Major Map	Downtown Phoenix, Havasu, Polytechnic, Tempe	Online	College of Integrative Sciences and Arts	<input type="checkbox"/> compare <input type="checkbox"/> save	Apply Now
Exploratory Humanities, Fine Arts and Design		Major Map	Downtown Phoenix, Havasu, Polytechnic, Tempe	Online	College of Integrative Sciences and Arts	<input type="checkbox"/> compare <input type="checkbox"/> save	Apply Now
Exploratory Math, Physical Sciences, Engineering and Technology		Major Map	Downtown Phoenix, Polytechnic, Tempe	Online	College of Integrative Sciences and Arts	<input type="checkbox"/> compare <input type="checkbox"/> save	Apply Now
Exploratory Social and Behavioral Sciences		Major Map	Downtown Phoenix, Havasu, Polytechnic, Tempe	Online	College of Integrative Sciences and Arts	<input type="checkbox"/> compare <input type="checkbox"/> save	Apply Now

ASU's Academic Programs: Undergraduate Degrees: Search Results: people

undergraduate degrees

by location by online by interest by college by a-z by keyword

Sign In to save your search results for later use.

0 saved programs

Degrees found: 23

REFINE THIS SEARCH

second language

- required
- not required
- no preference

additional details

- accelerated programs
- concurrent programs
- new programs

clear refine criteria

Search Results: people

Major (Concentration)	Degree	Major Map	Campus/Location	Online	College/School	Compare up to 3			
Sociology	BS	Major Map	Tempe		College of Liberal Arts and Sciences	<input type="checkbox"/> compare	<input type="checkbox"/> save	Request Info	Apply
Sociology ACCELERATED	BS	Major Map	West WUE		New College of Interdisciplinary Arts and Sciences	<input type="checkbox"/> compare	<input type="checkbox"/> save	Request Info	Apply
Sociology ACCELERATED	BA	Major Map	Havasu West WUE		New College of Interdisciplinary Arts and Sciences	<input type="checkbox"/> compare	<input type="checkbox"/> save	Request Info	Apply
Social Work	BSW	Major Map	Downtown Phoenix WUE Tucson		College of Public Service and Community Solutions	<input type="checkbox"/> compare	<input type="checkbox"/> save	Request Info	Apply
Religious Studies	BA	Major Map	Tempe		College of Liberal Arts and Sciences	<input type="checkbox"/> compare	<input type="checkbox"/> save	Request Info	Apply
Psychology (Psychological Science)	BS	Major Map	Tempe		College of Liberal Arts and Sciences	<input type="checkbox"/> compare	<input type="checkbox"/> save	Request Info	Apply
Psychology	BA	Major Map	Tempe		College of Liberal Arts and Sciences	<input type="checkbox"/> compare	<input type="checkbox"/> save	Request Info	Apply
Psychology	BS	Major Map	Tempe		College of Liberal Arts and Sciences	<input type="checkbox"/> compare	<input type="checkbox"/> save	Request Info	Apply
Psychology ACCELERATED	BS	Major Map	Havasu West WUE		New College of Interdisciplinary Arts and Sciences	<input type="checkbox"/> compare	<input type="checkbox"/> save	Request Info	Apply
Psychology ACCELERATED	BA	Major Map	Havasu West WUE	FT	New College of Interdisciplinary Arts and Sciences	<input type="checkbox"/> compare	<input type="checkbox"/> save	Request Info	Apply



Academic Programs

[Home](#)
[Undergraduate Degrees](#)
[Undergraduate Minors & Certificates](#)
[Graduate Programs](#)
[Resources ▾](#)



Academic Programs / Undergraduate Degrees / Psychology

Sign In to save your search results for later use.

Saved Programs (0)

save

Program Description

In the BS degree program in Psychology at ASU's Tempe campus, students explore leading-edge issues about the brain, mind and behavior from a scientific, psychological point of view emphasizing quantitative skills. Students work with faculty and other psychology majors in a collaborative, diverse environment of coursework, research, and other engagement activities to explore fascinating questions as:

- Can robotics explain how players field in baseball?
- How do stress and emotions affect adolescent adjustment?
- How do we recognize and regulate emotions?
- How does body image relate to eating disorders?
- How does chronic stress affect the brain?
- How has evolution shaped our choice of partner?
- What are the physical and psychological consequences of adolescent substance use?

The Bachelor of Science in psychology degree option is ideal for students looking for a liberal arts focus with a more intensive math requirement while studying psychology.

At a Glance

- **College/School:** College of Liberal Arts and Sciences
- **Location:** Tempe campus
- **Additional Program Fee:** Yes
- **Second Language Requirement:** No
- **First Required Math Course:** MAT 251 - Calculus for Life Sciences . OR MAT 270: Calculus with Analytic Geometry I

Psychology, BS

LAPGSBS

Program Description

At a Glance

Required Courses (Major Map)

Admission Requirements

Transfer Agreements

Career Opportunities

Contact Information

[Apply Now](#)

[Request Info](#)

[2016 - 2017 Major Map](#)

Career Opportunities

Students will acquire basic knowledge of psychology theory and practice. They will develop skills in research analysis, critical thinking and the ability to effectively interact with a range of diverse groups across scientific interests and disciplines. Students are well positioned for advanced research and graduate study in psychology, the health sciences, law and other graduate level degrees and programs. The Bachelor of Science degree program will also prepare students to directly enter into a wide field of career choices.

Career examples include but are not limited to those shown in the following list. Advanced degrees or certifications may be required for academic or clinical positions.

Career	*Growth	*Median Salary
Account Representative ✓ •	9.8%	\$31,200
Addictions Counselor •	22.3%	\$39,270
Advocate •	11.4%	\$29,790
Behavioral Health Specialist	3.8%	\$59,100
Certified Health Education Specialist (CHES)	12.2%	\$50,430
Clinical Data Manager •	33.8%	\$79,990
Clinical Psychologist •	19.6%	\$68,900
Corporate Trainer ✓	7.5%	\$57,340
Counselor •	19.6%	\$68,900
Counselor (General)	11.0%	\$44,830
Crime Scene Investigator •	26.6%	\$55,360
Dog Trainer	11.1%	\$25,770
Human Behavior Researcher	5.6%	\$39,460
Human Resources Analyst	4.0%	\$60,600
Human Resources Specialist (HR Specialist) •	4.6%	\$57,420
Industrial Psychologist •	19.1%	\$76,950
Intelligence Officer •		\$79,870
Lawyer •	5.6%	\$114,970
Manufacturing Sales Representative •	6.4%	\$55,020
Market Research Analyst •	18.6%	\$61,290

Clinical Data Manager

✓ Potential job titles in this career

Clinical Data Management Associate Director, Clinical Data Management Manager (CDM Manager), Clinical Data Manager, Data Management Manager

* Additional schooling, certification, or degrees maybe be required for some of the potential careers that are listed.

? What will I do?

- Write work instruction manuals, data capture guidelines, or standard operating procedures.
- Develop technical specifications for data management programming and communicate needs to information technology staff.
- Track the flow of work forms including in-house data flow or electronic forms transfer.
- Prepare data analysis listings and activity, performance, or progress reports.
- Train staff on technical procedures or software program usage.
- Evaluate processes and technologies, and suggest revisions to increase productivity and efficiency.
- Provide support and information to functional areas such as marketing, clinical monitoring, and medical affairs.
- Contribute to the compilation, organization, and production of protocols, clinical study reports, regulatory submissions, or other controlled documentation.
- Develop project-specific data management plans that address areas such as data coding, reporting, or transfer, database locks, and work flow processes.
- Generate data queries based on validation checks or errors and omissions identified during data entry to resolve identified problems.

👍 It's useful to be good at

Information Ordering - The ability to arrange things or actions in a certain order or pattern according to a specific rule or set of rules (e.g., patterns of numbers, letters, words, pictures, mathematical operations).

Deductive Reasoning - The ability to apply general rules to specific problems to produce answers that make sense.

Problem Sensitivity - The ability to tell when something is wrong or is likely to go wrong. It does not involve solving the problem, only recognizing there is a problem.

Oral Comprehension - The ability to listen to and understand information and ideas presented through spoken words and sentences.

Oral Expression - The ability to communicate information and ideas in speaking so others will understand.

Near Vision - The ability to see details at close range (within a few feet of the observer).

Speech Clarity - The ability to speak clearly so others can understand you.

Speech Recognition - The ability to identify and understand the speech of another person.

Written Comprehension - The ability to read and understand information and ideas presented in writing.

Written Expression - The ability to communicate information and ideas in writing so others will understand.

💰 Employment Trends

Location	Pay Period	2014				
		10%	25%	Median%	75%	90%
United States	Hourly	\$21.08	\$28.14	\$38.46	\$50.44	\$62.42
	Yearly	\$43,840	\$58,540	\$79,990	\$104,910	\$129,830
Arizona	Hourly	\$24.59	\$29.22	\$36.80	\$46.07	\$54.66
	Yearly	\$51,140	\$60,780	\$76,540	\$95,830	\$95,830



What prompted major maps?

2016 - 2017 Major Map

Psychology (BS)

Degree: BS

College/School: College of Liberal Arts and Sciences





Location: Tempe campus

[Apply Now](#)

[Request Info](#)

Hide Course List(s)/Track Group(s)

   save


Term 1	0 - 14 Credit Hours	Critical course signified by 	Hours	Minimum Grade	Notes
	ENG 101: First-Year Composition or ENG 102: First-Year Composition OR ENG 105: Advanced First-Year Composition OR ENG 107: First-Year Composition or ENG 108: First-Year Composition		3	C	<ul style="list-style-type: none"> An SAT, ACT, Accuplacer, IELTS or TOEFL score determines placement into First-Year Composition. ASU Mathematics Placement Test score determines placement in mathematics course. The terminal course for the BS in psychology is either MAT 251 or MAT 270; students who test into either of these do not need to complete the pre-requisite course(s). ASU 101 or college-specific equivalent First-Year Seminar required of all freshman students. PSY 191 offered by the College of Liberal Arts and Sciences.
	MAT 251: Calculus for Life Sciences (MA) OR MAT 270: Calculus with Analytic Geometry I (MA)		3-4	C	
	PSY 101: Introduction to Psychology (SB)		3	C	
	PSY 191: First-Year Seminar or LIA 101: Student Success in the College of Liberal Arts and Sciences		1		
	Humanities, Arts and Design (HU) AND Historical Awareness (H)		3		
	Elective		1		
Term hours subtotal:			14-15		


Critical Requirements

Diagnostic of success in
a major


If a student misses two,
the student must select
a new major



Term 4 45 - 60 Credit Hours Critical course signified by 

	Hours	Minimum Grade	Notes
 PSY 290: Research Methods (L or SG)	4	C	<ul style="list-style-type: none">CLAS Science and Society - All students pursuing a bachelor of science degree in the College of Liberal Arts and Sciences must complete the two-course Science and Society requirement. A list of all approved courses and the requirement guidelines may be found at https://clas.asu.edu/advising-and-academic-services/science-and-society
Foundations of Behavior	3	C	
CLAS Science and Society Elective	3	C	
Complete 2 courses: Elective	6		
Term hours subtotal:	16		

Term 5 61 - 75 Credit Hours Necessary course signified by 

	Hours	Minimum Grade	Notes
 Complete 2 courses: Upper Division Breadth within Psychology	6	C	<ul style="list-style-type: none">Breadth within Psychology: Before graduation, students must complete 1 course from 4 of the 5 Breadth course lists below (4 courses); Biological, Personality/Mental Health, Cognitive/Learning, Developmental or Social.PSY Upper Division Elective: Before graduation, students must complete 3 additional PSY courses (9 hours). At least 2 must be upper division. No more than 3 credit hours of PSY 394 may be used to fulfill the 9 credit hours of PSY electives. No more than 6 hours (total) from the following course list may be used to fulfill this requirement: PSY 294 Orientation Asst, Advisor Asst, PSY 394: UTA, Adv Advisor Asst, PSY 399, PSY 484, PSY 492, PSY 493, PSY 499.
PSY Upper Division Elective	3	C	
Upper Division CLAS Science and Society Elective	3	C	
Elective	3		
Term hours subtotal:	15		

My Major Map

eAdvisor™ Tracking Tool

[View as a different student](#) [Stop viewing as student](#)

Student: **Sandra SunDevil**
 ASU ID: **123456789**
 University Academic Standing: **Good Standing**
 ASU Cumulative GPA: **2.68**
 Current Track Term: **4**
 ASU Total Hours: **76**
 ASU Total Upper Division Hours: **3**
 Status: **✗ Off Track**



Disclaimer: The DARS Graduation Audit is the official record used to verify degree completion. All degree requirements and students' progress in meeting the requirements are recorded in DARS

[Advisor Information](#) [Major Map](#)

2014 - 2015 Psychology, BS

College of Liberal Arts and Sciences
 Tempe
 LAPGSBS

Collapse All Terms

- ◆ - Critical Requirement
- ✓ - On Track
- ★ - Necessary Requirement
- ✗ - Off Track
- ✓ - On Track by Override
- ✗ - Out of Sequence

Term 1 (0 - 14) Credit Hours	◆ - Critical Requirement	Status Reason	Course GPA	Grade	Hours	Taken	Notes
◆ ENG 101 OR ENG 107 : 3 hours, C minimum		✓ Requirement met	ENG 101	C	3.00	Fall 2014	<ul style="list-style-type: none"> An SAT, ACT, Accuplacer or TOEFL score determines placement into First-Year Composition. ASU Math Placement Exam score determines placement in Mathematics course. The terminal course for the BS in psychology is either MAT 251 or MAT 270; students who test into either of these do not need to complete the pre-requisite course(s). ASU 101 or College specific equivalent First Year Seminar required of all freshman students. PSY 191 offered by the College of Liberal Arts and Sciences.
◆ MAT 117 (MA): 3 hours, C minimum OR MAT 170 (MA): 3 hours, C minimum OR MAT 251 (MA): 3 hours, C minimum OR MAT 270 (MA): 4 hours, C minimum		✗ Requirement met	MAT 170	C+	3.00	Spring 2015	
◆ PSY 101 (SB): 3 hours, C minimum		✗ Requirement met	PSY 101	B	3.00	Spring 2015	
Elective : 1 hour		✓ Requirement met	ENG DEC	TB	3.00	Fall 2013	
Humanities, Arts and Design (HU) : 3 hours (H recommended)		✓ Requirement met	ARS 102	B	3.00	Fall 2015	
PSY 191 OR LIA 101 : 1 hour		✓ Requirement met	WST 191	A	1.00	Fall 2014	
Term 2 (15 - 30) Credit Hours							
◆ ENG 102 OR ENG 108 : 3 hours, C minimum	◆ - Critical Requirement	✓ Requirement met	ENG 102	B	3.00	Spring 2015	<ul style="list-style-type: none"> Foundation of Behavior - see course list. Before graduation, students must complete at least 12 credit hours of coursework from disciplines related to psychology. PSY Elective - (Additional Psychology Courses) Before graduation, students must complete 3 additional psychology courses (9 hours). At least two must be upper division and 1 may be
◆ MAT 170 (MA): 3 hours, C minimum OR MAT 251 (MA): 3 hours, C minimum OR MAT 270 (MA): 4 hours, C minimum		✓ Requirement met	MAT 170	C+	3.00	Spring 2015	
Complete ENG 101 OR ENG 105 OR ENG 107		✓ Requirement met	ENG 101	C	3.00	Fall 2014	
Foundations of Behavior: 3 hours, C minimum		✓ Requirement met	SOC 101	C	3.00	Spring 2015	
Humanities, Arts and Design (HU) : 3 hours (C recommended)		✓ Currently enrolled	MUS 354	NR	3.00	Spring 2016	

MyASU Portal



My ASU

Home Finances Service Center Campus Services Profile Sandra.SunDevil (123456789) Change View As Stop View As Help



My Classes

Your Fall Registration opened on March 17, 2016 at 6:00 AM. Register Today!

Spring '15 Fall '15 **Spring '16** Summer '16 Fall '16

BIO 201 Human Anatomy/Physiology I (Lab)	Krone
BIO 201 Human Anatomy/Physiology I	Oberstein
CDE 232 Human Development	Reeing
CHM 101 Introductory Chemistry	Wang
CHM 101 Introductory Chemistry (Lab)	Wang
CHM 101 Introductory Chemistry (Recitation)	Wang
HCR 220 Intro Nursing&Health Care Sys	Flanders
MUS 354 Topic: Women Who Rock	Shellans

[View My Schedule](#) | Tutoring

Registration > Class Search Books Blackboard Grades & Transcripts

Priority Tasks

Academics <input type="checkbox"/> HOLD: eAdvisor Hold - 2016 Fall <input type="checkbox"/> Application Fee <input type="checkbox"/> Ready to Register for Fall?	Finances <input type="checkbox"/> Parent IRS Data Retrieval Campus Services None
--	---

My Programs and eAdvisor™

Programs Find Programs Graduation

Psychology (BS) | Tempe - Off Track
Major Map | My Progress Reports (DARS)
College of Liberal Arts and Sciences | Advising
Success Coaching



Academic Calendar | ASU Events | Sports Calendar

Mar 22 - Mar 29 - Spring Academic Status Report #2 (Students can view ASRs in My ASU within 24 hours after the last reporting day 3/29) Session C

Mar 24 - Mar 28 - Spring Academic Status Report #1 (Students can view ASRs in My ASU within 24 hours after the last reporting day 3/28) Session B

Apr 01 - Spring Course Withdrawal Deadline - Session B

Apr 03 - Spring Course Withdrawal Deadline - Session C

Apr 29 - Spring Complete Session Withdrawal Deadline - Session B & C

[View Full Calendar](#)

My College of Liberal Arts and Sciences

Feature

Be the Change – Make a Difference through University Service-Learning

Would you like to gain valuable experience working with people in need in your community? You'll also earn three credits and learn about civic engagement and community issues while boosting your resume with a University Service-Learning internship.



Check out available courses online: <http://servicelearning.asu.edu/courses>.

[View archive](#)

Announcements | News | Sports | Arts | State Press

Updated policy regarding hoverboards on campus from the ASU Police Department

Take a survey for a chance to win a \$50 gift card

2nd Annual Advocacy and Psychology 101 Workshop April 9

It's time to apply to Edson



**How do we
balance
technology and
touch?**

My ASU

[Home](#)
[Finances](#)
[Service Center](#)
[Campus Services](#)
[Profile](#)

Sandra.SunDevil (123456789)
[Change View As](#) [Stop View As](#) [Help](#)



My Classes

Your Fall Registration opened on March 17, 2016 at 6:00 AM. Register Today!

[Spring '15](#)
[Fall '15](#)
[Spring '16](#)
[Summer '16](#)
[Fall '16](#)

BIO 201 Human Anatomy/Physiology I (Lab)	Krone
BIO 201 Human Anatomy/Physiology I	Oberstein
CDE 232 Human Development	Reeing
CHM 101 Introductory Chemistry	Wang
CHM 101 Introductory Chemistry (Lab)	Wang
CHM 101 Introductory Chemistry (Recitation)	Wang
HCR 220 Intro Nursing&Health Care Sys	Flanders
MUS 354 Topic: Women Who Rock	Shellans

[View My Schedule](#) [Tutoring](#)

[Registration](#)
[Class Search](#)
[Books](#)
[Blackboard](#)
[Grades & Transcripts](#)

Academic Calendar | ASU Events | Sports Calendar

Mar 22 - Mar 29 - Spring Academic Status Report #2 (Students can view ASRs in My ASU within 24 hours after the last reporting day 3/29) Session C
Mar 24 - Mar 28 - Spring Academic Status Report #1 (Students can view ASRs in My ASU within 24 hours after the last reporting day 3/28) Session B
Apr 01 - Spring Course Withdrawal Deadline - Session B
Apr 03 - Spring Course Withdrawal Deadline - Session C
Apr 29 - Spring Complete Session Withdrawal Deadline - Session B & C
[View Full Calendar](#)

Announcements | News | Sports | Arts | State Press

Updated policy regarding hoverboards on campus from the ASU Police Department
 Take a survey for a chance to win a \$50 gift card
 2nd Annual Advocacy and Psychology 101 Workshop April 9
 It's time to apply to Edson

Priority Tasks

Academics <input type="checkbox"/> HOLD: eAdvisor Hold - 2016 Fall <input type="checkbox"/> Application Fee <input type="checkbox"/> Ready to Register for Fall?	Finances <input type="checkbox"/> Parent IRS Data Retrieval
Campus Services <input type="checkbox"/> None	

My Programs and eAdvisor™

[Programs](#)
[Find Programs](#)
[Graduation](#)

Psychology (BS) | Tempe - Off Track
[Major Map](#) | [My Progress Reports \(DARS\)](#)
[College of Liberal Arts and Sciences](#) | [Advising](#)
[Success Coaching](#)




My College of Liberal Arts and Sciences

Feature

Be the Change – Make a Difference through University Service-Learning

Would you like to gain valuable experience working with people in need in your community? You'll also earn three credits and learn about civic engagement and community issues while boosting your resume with a University Service-Learning internship.




Check out available courses online: <http://servicelearning.asu.edu/courses>.

[View archive](#)

Feedback to Student and Advisor

If a student doesn't meet a critical requirement, the student is notified by email and the status is displayed through My ASU.

Re: Action Required: Review Your Tracking Status Inbox | X

 eAdvisor show details 15:59 (0 minutes ago) Reply

ASU has reviewed your progress towards completing the critical requirements described on your Major Map. Your Major Map and progress reports can be viewed by logging into <http://my.asu.edu>.

If you have an eAdvisor advising hold, you must contact your advisor to have the hold released and for assistance with:

- reviewing your critical requirements,
- determining the applicability of courses that you may be completing at a community coll
- discussing how you can use winter and summer sessions to complete any missing criti
- exploring success strategies.

You can contact your advising office at:


Advising Office: [College of Liberal Arts and Sciences](#)

Phone: 480/965-5095

Web Address: <http://humancommunication.clas.asu.edu/undergraduate/advising.shtml>


We hope you're having a good semester. ASU faculty, advisors and staff are dedicated to helping you.



Priority Tasks



Academics	Finances
<input type="checkbox"/> HOLD: eAdvisor Hold - 2016 Fall	<input type="checkbox"/> Parent IRS Data Retrieval
<input type="checkbox"/> Application Fee	
<input type="checkbox"/> Ready to Register for Fall?	Campus Services
	 None


My Programs and eAdvisor™

[Programs](#) [Find Programs](#) [Graduation](#)

Psychology (BS) | Tempe - Off Track 

[Major Map](#)  | [My Progress Reports \(DARS\)](#) 

[College of Liberal Arts and Sciences](#)  | [Advising](#) 

[Success Coaching](#) 

Tracking Tool for Advisors

Increases Efficiency

eAdvisor™ Cohort: University College Affiliate Program:
 Enrollment Status: In Term:

Please make your selections and click 'Go' to see results.

Sun Devil Tracking Status

Academic Group	On Track		Off Track		On Track by Override		Students
	Students	%	Students	%	Students	%	
Col of Pub Serv & Comm Solutns	1,382	67.6%	618	30.2%	33	1.6%	
College of Letters & Sciences	1,049	32.4%	1,438	44.5%	2	0.1%	
Cronkite School-Journ/MassComm	1,019	80.0%	221	17.4%	33	2.6%	
Health Solutions	1,394	60.4%	802	34.8%	84	3.6%	
Herberger Institute	1,365	70.7%	532	27.6%	30	1.6%	
Ira A Fulton Engineering	4,746	51.6%	4,368	47.5%	18	0.2%	
Liberal Arts & Sciences	7,379	70.7%	2,858	27.4%	178	1.7%	
MaryLouFulton Teachers College	902	73.5%	305	24.8%	20	1.6%	
New Interdis Arts & Sciences	1,241	70.2%	467	26.4%	20	1.1%	
Nursing & Health Innovation	734	68.2%	223	20.7%	4	0.4%	
School of Global Management	15	68.2%	1	4.5%	6	27.3%	
School of Sustainability	106	66.2%	50	31.2%	4	2.5%	
W.P. Carey School of Business	4,227	52.6%	3,701	46.0%	95	1.2%	
Total	25,559	59.8%	15,584	36.5%	527	1.2%	

Advisor Reviewed Status

Category	Count	Percentage
Yes	2,007	3.63%
No	53,209	96.37%
N/A	0	0%

Overall Status

Category	Count	Percentage
On Track	25,559	59.82%
Off Track	15,584	36.48%
On Track by Override	527	1.2%

Career Nbr 0 Career UGRD Academic Standing Good Standing

Total Hours 76.00000 Total Upper Division Hours 3.00000

2015 Fall 15.000 2.680
2016 Spring 17.000 2.680

Requirement Types
 Critical Major Requirement
 Necessary Requirement

Status
 On Track
 Off Track
 On Track by Override
 Out of sequence
 No Status - Term 0

*Effective Date 01/22/2016 *Effective Sequence 1 Campus TEMPE eAdvisor DPROG LA PGS 8S
 Evaluated Plan LAGPSBS Psychology BS - Tempe Catalog Year 2014 Summer Reviewed Not Reviewed
 Evaluated Subplan Status Off Track

Change current track term
 Current Track Term 4 Reason Comment
 Evaluation Term 2161

Expand All

Track Term 1 (0 - 14) Credit Hours

Requirement Detail	Reason	Course/GPA	Grade	Units	Term Taken	Transfer/Prereq Course
ENG 101 OR ENG 107: 3 hours, C minimum	Requirement met	ENG 101	C	3.00	2014 Fall	
MAT 117 (MA): 3 hours, C minimum OR MAT 170 (MA): 3 hours, C minimum OR MAT 251 (MA): 3 hours, C minimum OR MAT 270 (MA): 4 hours, C minimum	Requirement met	MAT 170	C+	3.00	2015 Spring	
PSY 101 (SB): 3 hours, C minimum	Requirement met	PSY 101	B	3.00	2015 Spring	
Elective: 1 hour	Requirement met	ENG DEC	TB	3.00	2013 Fall	
Humanities, Arts and Design (HU): 3 hours (H recommended)	Requirement met	ARS 102	B	3.00	2015 Fall	
PSY 191 OR LIA 101: 1 hour	Requirement met	WST 191	A	1.00	2014 Fall	

Track Term 2 (15 - 30) Credit Hours

Requirement Detail	Reason	Course/GPA	Grade	Units	Term Taken	Transfer/Prereq Course
ENG 102 OR ENG 108: 3 hours, C minimum	Requirement met	ENG 102	B	3.00	2015 Spring	
MAT 170 (MA): 3 hours, C minimum OR MAT 251 (MA): 3 hours, C minimum OR MAT 270 (MA): 4 hours, C minimum	Requirement met	MAT 170	C+	3.00	2015 Spring	
Complete ENG 101 OR ENG 105 OR ENG 107	Requirement met	ENG 101	C	3.00	2014 Fall	

2015 Fall 15.000 2.680
2016 Spring 17.000 2.680

Total Hours 76.00000 Total Upper Division Hours 3.00000

Requirement Types
 Critical Major Requirement
 Necessary Requirement

Status
 On Track
 Off Track
 On Track by Override
 Out of sequence
 No Status - Term 0

*Effective Date 01/22/2016 *Effective Sequence 1 Campus TEMPE eAdvisor DPROG LA PGS 8S
 Evaluated Plan LAGPSBS Psychology BS - Tempe Catalog Year 2014 Summer Reviewed Not Reviewed
 Evaluated Subplan Status Off Track

Change current track term
 Current Track Term 4 Reason Comment
 Evaluation Term 2161

Expand All

Track Term 1 (0 - 14) Credit Hours

Requirement Detail	Reason	Course/GPA	Grade	Units	Term Taken	Transfer/Prereq Course
ENG 101 OR ENG 107: 3 hours, C minimum	Requirement met	ENG 101	C	3.00	2014 Fall	
MAT 117 (MA): 3 hours, C minimum OR MAT 170 (MA): 3 hours, C minimum OR MAT 251 (MA): 3 hours, C minimum OR MAT 270 (MA): 4 hours, C minimum	Requirement met	MAT 170	C+	3.00	2015 Spring	
PSY 101 (SB): 3 hours, C minimum	Requirement met	PSY 101	B	3.00	2015 Spring	
Elective: 1 hour	Requirement met	ENG DEC	TB	3.00	2013 Fall	
Humanities, Arts and Design (HU): 3 hours (H recommended)	Requirement met	ARS 102	B	3.00	2015 Fall	
PSY 191 OR LIA 101: 1 hour	Requirement met	WST 191	A	1.00	2014 Fall	

Track Term 2 (15 - 30) Credit Hours

Requirement Detail	Reason	Course/GPA	Grade	Units	Term Taken	Transfer/Prereq Course
ENG 102 OR ENG 108: 3 hours, C minimum	Requirement met	ENG 102	B	3.00	2015 Spring	
MAT 170 (MA): 3 hours, C minimum OR MAT 251 (MA): 3 hours, C minimum OR MAT 270 (MA): 4 hours, C minimum	Requirement met	MAT 170	C+	3.00	2015 Spring	
Complete ENG 101 OR ENG 105 OR ENG 107	Requirement met	ENG 101	C	3.00	2014 Fall	

Just in Time Enrollment Management

The university ensures there are enough seats so students can enroll in critical and required courses they need, when they need them

eAdvisor™ Tracking Tool

Student: **Sandra SunDevil**
 ASU ID: **123456789**
 University Academic Standing: Good Standing
 ASU Cumulative GPA: 2.68
 Current Track Term: 4
 ASU Total Hours: 76
 ASU Total Upper Division Hours: 3
 Status: ✖ Off Track

[View as a different student](#) [Stop viewing as student](#)

Run Your Official **DARS** Graduation Audit >>>

2014 - 2015
Psychology, BS

College of Liberal Arts and Sciences
 Tempe
 LAPGSBS

Collapse All Terms

Term 1 (0 - 14) Credit Hours ✖ Critical Requirement

✖ ENG 101 OR ENG 107: 3 hours, C minimum

✖ MAT 117 (MA): 3 hours, C minimum OR MAT 170 (MA): 3 hours, C minimum OR MAT 251 (MA): 3 hours, C minimum OR MAT 270 (MA): 4 hours, C minimum

✖ PSY 101 (SB): 3 hours, C minimum

Elective: 1 hour

Humanities, Arts and Design (HU): 3 hours (H recommended)

PSY 191 OR LIA 101: 1 hour

Term 2 (15 - 30) Credit Hours ✖ Critical Requirement

✖ ENG 102 OR ENG 108: 3 hours, C minimum

✖ MAT 170 (MA): 3 hours, C minimum OR MAT 251 (MA): 3 hours, C minimum OR MAT 270 (MA): 4 hours, C minimum

Complete ENG 101 OR ENG 105 OR ENG 107

Foundations of Behavior: 3 hours, C minimum

Humanities, Arts and Design (HU): 3 hours (C recommended)

Natural Science - Quantitative (SQ): 4 hours

Requirement met BIO 181 C 4.00 Spring 2015

least two must be upper division and 1 may be lower division or upper division. No more than 6

Course Enrollment Management

Course Capacity

Missing Instructors

Online Course Capacity

Related Links

- [FAQ/Issues](#)
- [Comments](#)
- [Enrollment Projections](#)
- [Classroom Scheduling](#)

ASU Dashboards

- [Dashboard Main](#)
- [Help Center](#)
- [Submit a Ticket](#)

[Feedback](#)

After selecting all the search criteria, click Go.

Term: Type: Campus: Location:

College: Status: Subject: Catalog Number: Acad Org:

Course View by Campus

Show Columns Show per page Click on the 'No Sec' column for course detail Legend: ● From 0% to 50% ● From 85% to 95% ● From 95% to 100%

1	2	3	4	5	6	7	8	9	10	>	>>	>>>																		
Term Code	Subj Code	Cat No	Course Desc	Campus	Location	Comp	Min Crse. Credit	Max Crse. Credit	SCH	No Sec	Tot Seat Cap	Average Section Size	Last Year Enrmt	Total Enrld Seats	Total Open Seats	Total Enrld Percent	Pct Last YTD	% of YTD Enrmt to last year	Feeder Course	Feeder Total Enroll	Total Capacity									
1	2161	ACC	231	Uses of Accounting Info I	TEMPE	ASUONLINE	LEC	3	3	0	1	165	165	79	165	0	100	0	209%	●	-	0								
2	2161	ACC	231	Uses of Accounting Info I	TEMPE	WEST	LEC	3	3	0	1	55	55	56	52	3	94.5	1733	93%	●	-	60								
3	2161	ACC	231	Uses of Accounting Info I	TEMPE	TEMPE	LEC	3	3	0	5	1120	224	1,246	964	156	86.1	689	77%	●	-	1,602								
4	2161	ACC	232	Financial Accounting I	TEMPE	TEMPE	LEC	3	3	0	5	260	52	328	251	9	96.5	1673	77%	●	-	358								
5	2161	ACC	241	Uses of Accounting Info II	TEMPE	WEST	LEC	3	3	0	1	55	55	49	55	0	100	1833	112%	●	ACC 231	158	60							
6	2161	ACC	241	Uses of Accounting Info II	TEMPE	ASUONLINE	LEC	3	3	0	1	100	100	94	99	1	99	3300	105%	●	ACC 231	320	0							
7	2161	ACC	241	Uses of Accounting Info II	TEMPE	POLY	LEC	3	3	0	1	50	50	51	47	3	94	0	92%	●	ACC 231	84	60							
8	2161	ACC	241	Uses of Accounting Info II	TEMPE	TEMPE	LEC	3	3	0	3	735	245	649	735	0	100	930	113%	●	ACC 231	1972	1,023							
9	2161	ACC	242	Mgr Acct I	TEMPE	TEMPE	LEC	3	3	0	2	110	55	110	116	-6	105.5	2320	106%	●	-	212								
10	2161	ACC	340	External Reporting I	TEMPE	TEMPE	LEC	3	3	0	9	432	48	419	430	2	99.5	1075	103%	●	-	594								
11	2161	ACT	201	Intro to Actuarial Science	TEMPE	TEMPE	LEC	3	3	0	1	50	50	42	43	7	86	1433	102%	●	-	60								
12	2161	ACT	310	Mathematics of Finance	TEMPE	TEMPE	LEC	4	4	0	1	40	40	15	20	20	50	0	133%	●	-	48								
13	2161	ADE	242	Intro to Building Systems	TEMPE	TEMPE	LEC	3	3	0	1	45	45	42	46	-1	102.2	4600	110%	●	-	48								
14	2161	AFR	200	Intro to Africana Studies	TEMPE	ICOURSE	LEC	3	3	0	1	60	60	40	59	1	98.3	1475	148%	●	-	0								
15	2161	AFR	200	Intro to Africana Studies	TEMPE	TEMPE	LEC	3	3	0	2	80	40	40	81	-1	101.3	0	202%	●	-	88								
16	2161	AGB	100	Introduction to Agribusiness	TEMPE	POLY	LEC	3	3	0	1	35	35	20	13	22	37.1	650	65%	●	-	36								
17	2161	AFR	180	Intro/American Indian Studies	TEMPE	ICOURSE	LEC	3	3	0	1	50	50	0	38	12	76	0	0%	-	-	0								
18	2161	AFR	180	Intro/American Indian Studies	TEMPE	TEMPE	LEC	3	3	0	1	49	49	63	38	11	77.6	1900	60%	-	-	49								
19	2161	AFR	180	Intro/American Indian Studies	TEMPE	DTPHX	LEC	3	3	0	1	50	50	10	6	44	12	0	60%	●	-	50								
20	2161	AFR	280	Amer Indian Sovereignty/Courts	TEMPE	TEMPE	LEC	3	3	0	1	40	40	24	18	22	45	0	75%	●	-	40								
Total											2,798	150,115		117,827	128,363	21,752													46,666	143,678

Retention Dashboard

Identify more risk points

Retention Dashboard

Retention Indicators

What's New? Sep 29th, 2015

Data Refresh
03/24/16 5AM

Related Links

- Fall 2014-to-Fall 2015 Weekly Retention Report
- Fall 2014-to-Fall 2015 FTFTF by College and Department
- Veterans Fall 2014-to-Fall 2015 Weekly Retention Report
- Fall 2015-to-Spring 2016 Weekly Retention Report
- Fall 2015-to-Spring 2016 FTFTF by College and Department
- Veterans Fall 2015-to-Spring 2016 Weekly Retention Report
- Online Retention Report
- Indicators Dictionary
- Dashboard Logic (SQL)

ASU Dashboards

- Dashboard Main
- Help Center
- Submit a Ticket

Feedback

Student Profile Search (Name or Emplid or ASURITE)

Spring 16 Population: Enrolled Spring 16 Cohorts : ALL Indicators: ALL OR

Campus: ALL College: ALL --- Majors: ALL Advisor Code

Residency Community: ALL --- Hall: ALL

College Summary

Indicators (out of 12)

Colleges	No Indicators*	1	2	3	4+	At Risk*	% At Risk	Total Students*
Business	4,566	3,628	1,711	639	813	6,791	60%	11,357
Design and the Arts	1,135	1,213	654	309	389	2,565	69%	3,700
Engineering	5,393	4,151	2,281	914	1,051	8,397	61%	13,790
Global Management	13	8	1	1	1	11	46%	24
Health Solutions	1,702	1,314	743	315	414	2,786	62%	4,488
Journalism	688	529	330	121	110	1,090	61%	1,778
Letters and Sciences	1,075	1,400	1,254	782	1,122	4,558	61%	5,633
Liberal Arts and Sciences	6,136	5,148	3,172	1,450	1,728	11,498	65%	17,634
New College	866	1,024	766	306	334	2,430	74%	3,296
Nursing and Health Innovation	511	535	350	181	105	1,171	70%	1,682
Provost	51	49	4	4	0	57	53%	108
Public Service & Community Solution	1,149	1,221	810	415	440	2,886	72%	4,035
Sustainability	140	90	41	13	16	160	53%	300
Teachers College	765	882	472	179	235	1,768	70%	2,533
Total	24,190	21,192	12,589	5,629	6,758	46,168	66%	70,358

Hovering over column titles marked with a * provides helpful descriptions.

Click on column titles to sort data in the table.

Please don't use browser Back/Forward buttons and instead use tabs, buttons and links in the dashboard for navigation.

Student Profile

Retention Dashboard

Retention Indicators

What's New? Sep 29th, 2015

Data Refresh 03/24/16 5AM

Related Links

- Fall 2014-to-Fall 2015 Weekly Retention Report
- Fall 2014-to-Fall 2015 FTFTF by College and Department
- Veterans Fall 2014-to-Fall 2015 Weekly Retention Report
- Fall 2015-to-Spring 2016 Weekly Retention Report
- Fall 2015-to-Spring 2016 FTFTF by College and Department
- Veterans Fall 2015-to-Spring 2016 Weekly Retention Report
- Online Retention Report
- Indicators Dictionary
- Dashboard Logic (SQL)

ASU Dashboards

- Dashboard Main
- Help Center
- Submit a Ticket

Feedback

Student Profile Search (Name or Emplid or ASURITE)

College Summary Student Detail **Student Profile**



Sandra SunDevil
 ID: 123456789
 Undergraduate Student (Junior)
 Psychology
 Liberal Arts & Sciences



General Academic Classes Finances **Indicators** History Comments Survey

FinAid Issue	--
ASR	0
Enrollment Holds	1

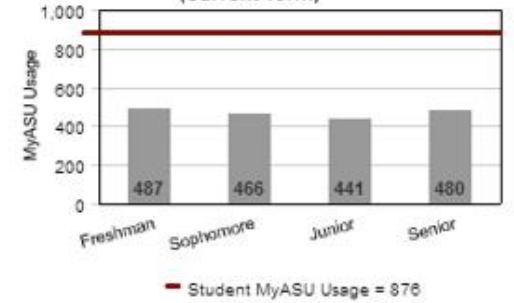
Enrollment Holds Information

Code	Srv. Term	Reason	Instructions
S57	2167	eAdvisor Hold	Advising is required. Contact the advising area of your college.

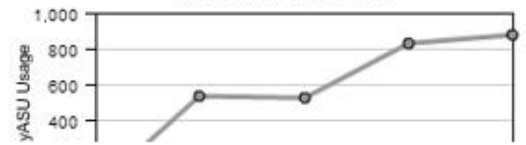
[Click to see all Service Holds](#)

CI Index	112
eAdvisor	Off Track for Graduation
Cum GPA	2.68
Probation	--
Fall 16 Not Enrolled	N
Past Due TIP	\$0
Financial Hold	N
Term MyASU Usage	876
Term Average MyASU Usage	441
30% Below Mean MyASU Usage	308

Avg. MyASU Usage by Cohort Vs Student MyASU Usage (Current Term)



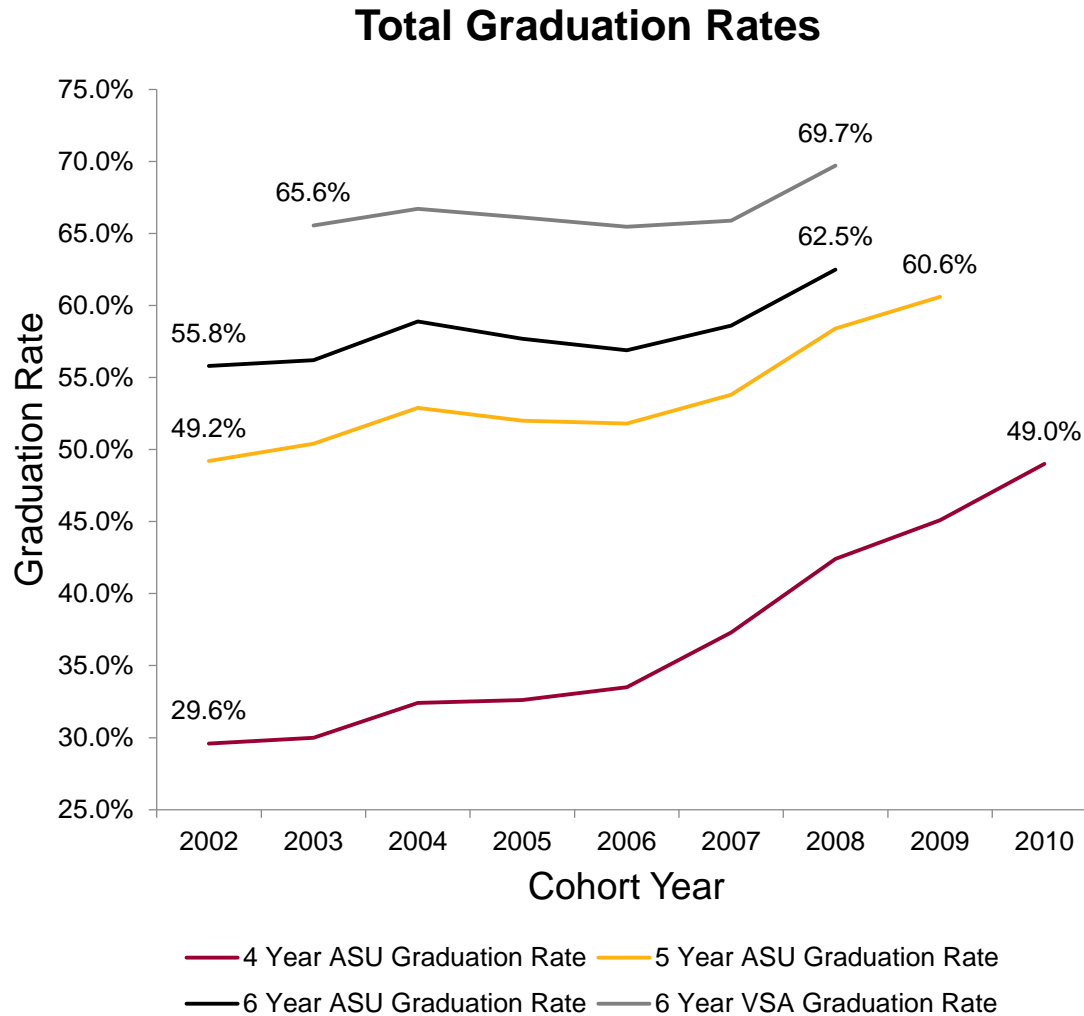
Student MyASU Usage





**How do we
measure our
success?**

Graduation Rates



- The six-year graduation rate has improved from 57% for the 2006 cohort to 62.7% for the 2008 cohort.
 - ✓ The 6-year rate is projected to reach 64% next year.
 - ✓ The 6-year VSA rate is projected to be 74% for the 2012 cohort.
- The four-year graduation rate has improved from 33.6% for the 2006 cohort (prior to eAdvisor) to 49.3% for the 2010 cohort and 51.6% for the 2012 cohort.
- The 4-year rate has improved much faster than the 6-year rate.
 - ✓ The acceleration of time-to-degree saves students tens of thousands of dollars.

What does
eAdvisor look
like for
transfer
students?



Academic Programs

Psychology, BS

Academic Programs / Undergraduate Degrees / Psychology

Sign In to save your search results

Saved Programs



Program Description

In the BS degree program in Psychology at ASU's Tempe campus, students explore leading-edge issues about the brain, mind and behavior from a scientific, psychological point of view emphasizing quantitative skills. Students work with faculty and other psychology majors in a collaborative, diverse environment of coursework, research, and other engagement activities to explore fascinating questions as:

- Can robotics explain how players field in baseball?
- How do stress and emotions affect adolescent adjustment?
- How do we recognize and regulate emotions?
- How does body image relate to eating disorders?
- How does chronic stress affect the brain?
- How has evolution shaped our choice of partner?
- What are the physical and psychological consequences of adolescent substance use?

The Bachelor of Science in psychology degree option is ideal for students looking for a liberal arts focus with a more intensive math requirement while studying psychology.

At a Glance

- **College/School:** College of Liberal Arts and Sciences
- **Location:** Tempe campus
- **Additional Program Fee:** Yes
- **Second Language Requirement:** No
- **First Required Math Course:** MAT 251 - Calculus for Life Sciences . OR MAT 270: Calculus with Analytic Geometry I

Psychology, BS

LAPGSBS

Program Description

At a Glance

Required Courses (Major Map)

Admission Requirements

Transfer Agreements

Career Opportunities

Contact Information

Apply Now

Request Info

2016 - 2017 Major Map

Transfer Agreements

ASU has partnered with the following institutions to provide curriculum pathways for transfer to this ASU degree program:

- Maricopa County Community College District
- Pima Community College
- Yavapai College
- Arizona Western College
- Central Arizona College
- Coconino Community College
- Cochise College
- Dine College
- Eastern Arizona College
- Tohono O'odham Community College
- Northland Pioneer College

If your college or university is not listed, please [click here](#).

Pathway Agreement



Maricopa Community College District
Psychology, BS Pathway
2016-2017



[Print](#)

ASU Major: [Psychology, BS](#) | [College of Liberal Arts and Sciences](#)


Pathway Requirements

First Year Composition [FYC]



ENG 101: First-Year Composition or ENG 107: First-Year Composition for ESL	3 hrs	 
---	-------	--


ENG 102: First-Year Composition or ENG 108: First-Year Composition for ESL	3 hrs	 
---	-------	--

Literacy and Critical Inquiry [L]

PSY 290AB: Research Methods or PSY 290AC: Research Methods	4 hrs		Students must complete two Natural Sciences in addition to PSY 290, at least one of which must carry the SQ designation.
---	-------	--	--

Mathematical Studies [MA, CS]

higher level course that meets MA requirement or MAT 220: Calculus with Analytic Geometry I or MAT 221: Calculus with Analytic Geometry I	4-5 hrs	 
---	---------	--

PSY 230: Introduction to Statistics	3 hrs	
-------------------------------------	-------	---

Pathway Notes

2.0 GPA in coursework used to satisfy MAPP requirements. All courses must be completed with a grade of C or greater.

Special Requirements

Completion of the MAPP and all special requirements satisfies the requirements for MCCC Associate in Arts degree and AGECA, meets major map requirements at ASU, and guarantees admission to the Psychology B.S. degree program.

Special Requirements: 2.0 G.P.A. in coursework used to satisfy MAPP requirements. All courses must be completed with a grade of "C" or better. If a student has previously attended ASU, but left with a G.P.A. below 2.0, that student is not eligible to pursue this pathway because the student is not admissible to Psychology at the Tempe campus.

Personalized Tools for Pathway Students

Transferring to ASU

Progress Application Resources

Keep up with your transfer progress by tracking your requirements here.

GPA Status: **Currently met**
 AGEC Status: **Not complete**
 Associate Degree Status: **Not complete**
 Course Requirements: **Not complete**

[Transfer Agreement Course Plan](#) | [Pathway Tracker](#)

Transfer Details

Pathway Started: [Spring 2014](#)
 Complete By: [Fall 2016](#)
 Attend ASU: [Add Term](#)
 Community College: [Mesa Community College](#)
 ASU Pathway Major: [Psychology, BA](#)

Mesa Community College Course Requirements

= Requirement completed
 = Requirement in progress
 = Requirement incomplete

Specific Requirements	Course Taken	Term Taken	Grade
The following requirements must be completed to fulfill this pathway.			
<input checked="" type="checkbox"/> First Year Composition: C minimum a	ENG 102	FA12	TB
	ENG 101	SP12	TB
<input type="checkbox"/> PSY 290AB or PSY 290AC: 4 hours, C minimum a			
<input type="checkbox"/> MAT 187:3 hours, C minimum. a			
<input checked="" type="checkbox"/> PSY 230: 3 hours, C minimum a	PSY 230	FA12	TB
<input checked="" type="checkbox"/> PSY 101: 3 hours, C minimum a	PSY 101	FA11	TA
<input checked="" type="checkbox"/> Complete one: COM 100 OR COM 110 OR COM 225 OR COM 230: 0-3 hours, C minimum a	COM 225	SP13	TA

Additional Requirements	Course Taken	Term Taken	Grade
The following requirements must be fulfilled. Please work with your community college advisor for identifying courses that meet these requirements.			
<input checked="" type="checkbox"/> Humanities and Fine Arts [HU]: 6 hours, C minimum. a	ASB 253	SP13	TA
	PHI 105	FA11	TB
<input checked="" type="checkbox"/> Social and Behavioral Sciences [SB]: 3 hours, C minimum. a	SOC 101	SP12	TC
<input checked="" type="checkbox"/> Natural Science - Quantitative [SQ]: 4 hours, C minimum. a	AST 112	SP14	MP
	AST 114	SP14	MP
<input checked="" type="checkbox"/> Natural Science - General [SQ] or [SG]: 4 hours, C minimum. a	NTR 241	FA13	MP
	NTR DEC	FA13	MP
<input checked="" type="checkbox"/> Cultural Diversity in the U.S. [C]: 0-3 hours, C minimum a	PSY 132	SP14	TA

Pathway Dashboard

Student Search (Name or Emplid)

View By: Community College

Expected Transfer Term: ALL

Self Reported Term: ALL

Admit Term: ALL

Agreement Term: ALL

College Summary

College Detail

Student Detail

Student Profile

Agreement Term

Pipeline

Community College	0-30 CREDIT HOURS	31-45 CREDIT HOURS	45+ CREDIT HOURS	Admitted	Enrolled	Total
Arizona Western College	66	0	0	9	5	80
Central Arizona College	147	3	1	6	18	175
Chandler-Gilbert Community College	246	199	624	114	606	1789
Cochise College	52	0	0	3	17	72
Coconino County Community College	120	0	0	0	4	124
Eastern Arizona College	70	0	0	10	8	88
Estrella Mountain Community College	333	162	499	73	266	1333
Gateway Community College	60	46	135	31	112	384
Glendale Community College	773	416	1066	146	749	3150

**How do we do
pathways at
scale?**

**transparency in
transfer credits**





self-help



Transfer Credit Guide

[Home](#)
[Course Search](#)
[Exam Search](#)
[Submit Course for Evaluation](#)
[Student Resources](#)
[My Transfer Courses](#)



 <p>My Transfer Courses</p> <p>See the status of your course evaluations. If we have requested additional information for a course evaluation, submit it here.</p> <p>View My Transfer Courses</p>	 <p>Search Transfer Courses</p> <p>Search the Transfer Credit Guide to find out how undergraduate credits you completed at another college or university will transfer to ASU.</p> <p>Search</p>	 <p>Course Evaluation Request</p> <p>If a course you completed at another college or university is not in ASU's Transfer Credit Guide it means we have not evaluated the course. Submit the course for evaluation here.</p> <p>Submit</p>	 <p>Search Exams</p> <p>The Exam search can be used to determine how exam scores may transfer to ASU as college credit.</p> <p>Search</p>
--	--	---	---

Get Help with Your Transfer to ASU

Whether you plan to transfer to ASU from a [community college](#) or a [four-year school](#), ASU offers tools and resources to help you make the most of your earned credits, choose an undergraduate major or minor, apply for financial aid and more. To get started, [contact an ASU transfer specialist](#).

[Contact Your Transfer Specialist](#)

[Visit ASU](#)

[Apply Now](#)

Transfer Credit Guide

[View as](#)[Course Search](#)[Exam Search](#)[Submit Course for Evaluation](#)[Student Resources](#) [My Transfer Courses](#)[Advisor Resources](#)

Course Equivalency Search

Search for an equivalent course at ASU. Find the college courses you took at another institution and determine how those credits will transfer to ASU by entering the criteria below. If you do not find the courses you are looking for, [submit](#) your courses for evaluation.

Institution*

Course Prefix

Number

Term Taken

Year Taken

[Search for Matches](#)[Copy to 'Submit Courses for Evaluation'](#)

Please note: ASU will accept transfer credit for traditional coursework you have successfully completed at regionally accredited institutions of higher education. The applicability of a specific course towards a degree depends on the requirements of the department, division, college, or school in which you are enrolled at ASU. Search [ASU's academic programs](#) and read program requirements. Students are responsible for working with their advisor to confirm all transfer transcripts are on file with ASU. For more information visit <https://transfer.asu.edu/credits>.

Course Equivalency Search

Search for an equivalent course at ASU. Find the college courses you took at another institution and determine how those credits will transfer to ASU by entering the criteria below. If you do not find the courses you are looking for, [submit](#) your courses for evaluation.

Institution*

Course Prefix

Number

Term Taken

Year Taken

Search for Matches

Copy to 'Submit Courses for Evaluation'

SANTA MONICA COLLEGE

Showing 1 to 20 of 27 entries

Search:

Course to Transfer	ASU Equivalent Course	Course Level	Effective Date	My Transfer Courses
MATH 2	MAT 170 (Mathematics)+ MAT Department Elective		1993 - Beyond	+
MATH 7	MAT 270 (Mathematics)+ MAT Department Elective		1993 - Beyond	+
MATH 8	MAT 271 (Mathematics)+ MAT Department Elective		1993 - Beyond	+
MATH 10	MAT 243		1993 - Beyond	+
MATH 11	MAT 272 (Mathematics)+ MAT Department Elective		1991 - Beyond	+

A low-angle, upward-looking photograph of a diverse group of people, mostly young adults, wearing bright yellow t-shirts. They are gathered in a circle, with their arms raised and hands reaching towards the center. The background is a clear, bright blue sky. The lighting is bright, creating a sense of energy and positivity. The overall mood is one of teamwork and shared purpose.

**What was
implementation
really like?**

Consultants & External Vendors

- Vendors are reluctant to put things in writing. They want to visit.
- Vendors make promises they cannot keep.
- Technology is a tool, not an end game.
- Technology and academics have two different languages, and more people speak technology than academic.
- The vendors are primarily interested in making money.
- Products that are “off the shelf” may not address the unique needs of an institution.

Chaos in the Curriculum

- Majors and courses have proliferated.
- General education is often a distribution list.
- Content is often duplicated across courses.
- Courses are not connected.
- The many, many choices can easily baffle students.

An Inert Organization

- The technology staff had their own agenda for what was important.
- Timelines and due dates were ignored in some quarters.
- Faculty fussed and hid behind academic freedom.
- Staff were not implementing change, even when said they were.
- Those who do not like change make change more complicated than it needs to be.

Advisors

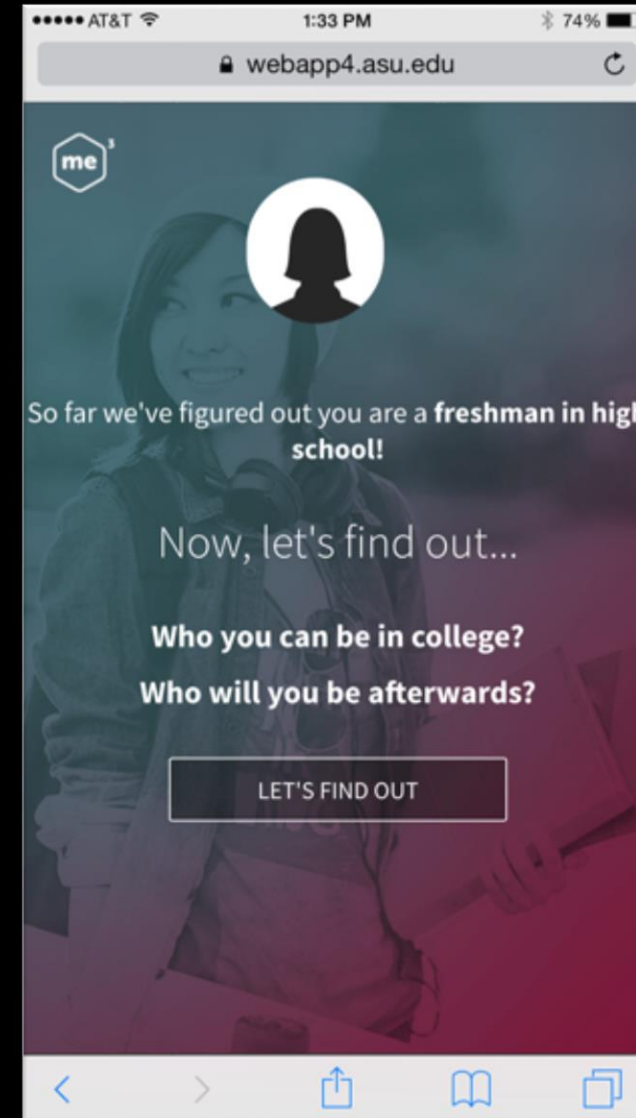
- eAdvisor tools gave us visibility to see who was making too many exceptions.
- More advisors is not *the* solution.
- An advising ratio is not an outcome.
- Some students do not need to see an advisor.

How do we
innovate?



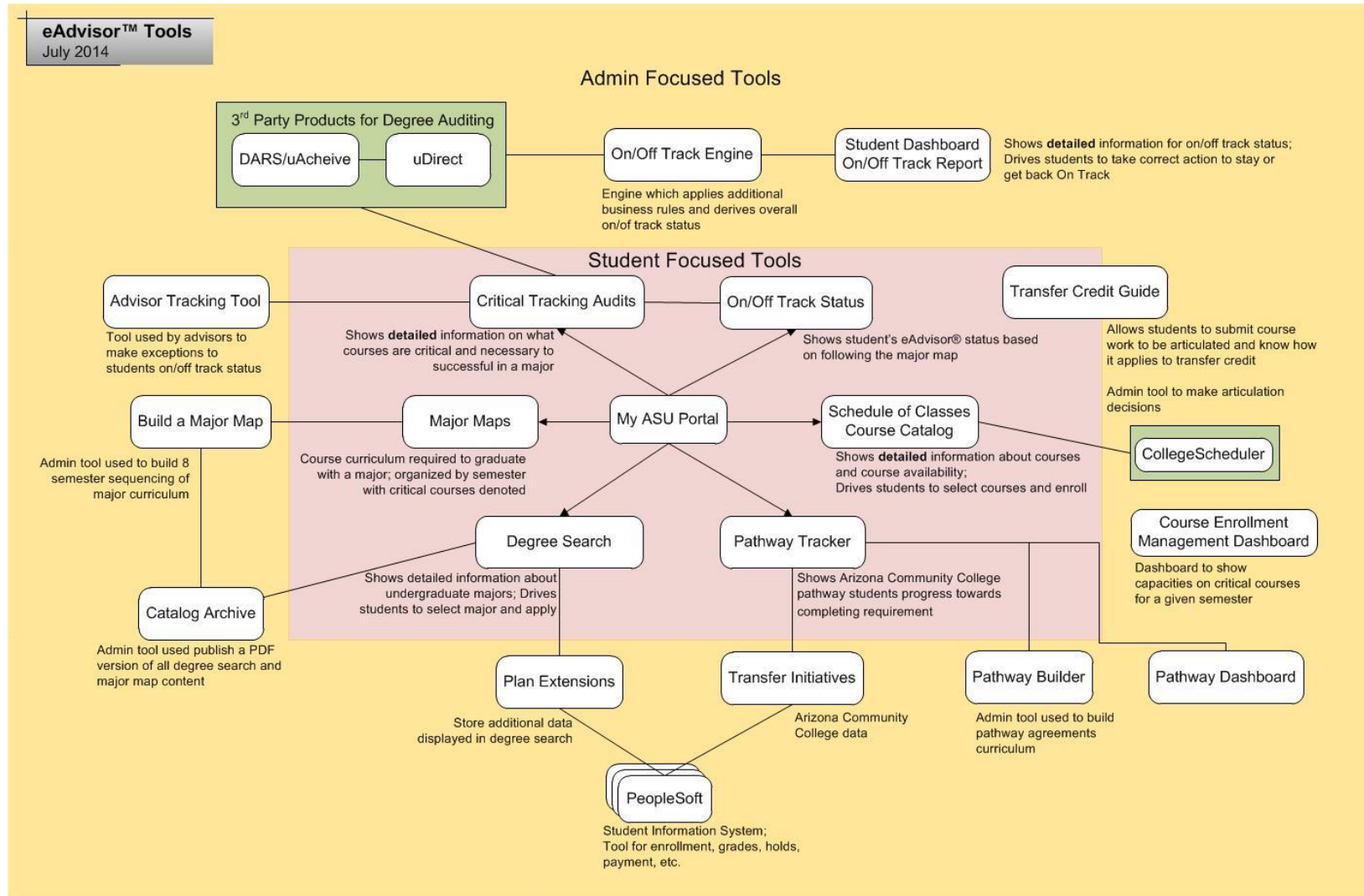


- me3 for high school: designed for 9th – 12th grade students
- Connect student interests & skills to academic majors
- Interactive mobile tool to motivate students to prepare for, attend & complete college
- Provide high school major maps designed to prepare students for their selected major



BACK UP SLIDES

eAdvisor™ Suite



Critical Tracking Process

- Student is evaluated against critical tracking audit each time their record experiences a change.
- 3 periods of official communication each semester:
 - After drop/add
 - After withdrawal period
 - End of Term (track status is recorded)

Critical Tracking Process

- Once Off Track:
 - Advising hold is placed on student account.
 - Student must see advisor prior to registration for next term.
- Twice Off Track:
 - Advising hold is placed on student account.
 - Student must see advisor prior to registration for next term.
 - Student may be required to change major.

eAdvisor Dashboard



My ASU

eAdvisor™

Sun Devil Tracking Status

Requirements by Plan Error Report

eAdvisor™ Cohort:

University College Affiliate Program:

Enrollment Status:

In Term:

Please make your selections and click 'Go' to see results.

Sun Devil Tracking Status



ASU Dashboards

Dashboard Main

Help Center

Submit a Ticket

Feedback

Academic Group	On Track		Off Track		On Track by Override		N/A		Total
	Students	%	Students	%	Students	%	Students	%	
Col of Pub Serv & Comm Solutns	1,382	67.6%	618	30.2%	33	1.6%	11	0.5%	2,044
College of Letters & Sciences	1,049	32.4%	1,438	44.5%	2	0.1%	745	23.0%	3,234
Cronkite School-Journ/MassComm	1,019	80.0%	221	17.4%	33	2.6%	0	0.0%	1,273
Health Solutions	1,394	60.4%	802	34.8%	84	3.6%	27	1.2%	2,307
Herberger Institute	1,365	70.7%	532	27.6%	30	1.6%	4	0.2%	1,931
Ira A Fulton Engineering	4,746	51.6%	4,368	47.5%	18	0.2%	71	0.8%	9,203
Liberal Arts & Sciences	7,379	70.7%	2,858	27.4%	178	1.7%	20	0.2%	10,435
MaryLouFulton Teachers College	902	73.5%	305	24.8%	20	1.6%	1	0.1%	1,228
New Interdis Arts & Sciences	1,241	70.2%	467	26.4%	20	1.1%	39	2.2%	1,767
Nursing & Health Innovation	734	68.2%	223	20.7%	4	0.4%	116	10.8%	1,077
School of Global Management	15	68.2%	1	4.5%	6	27.3%	0	0.0%	22
School of Sustainability	106	66.2%	50	31.2%	4	2.5%	0	0.0%	160
W.P. Carey School of Business	4,227	52.6%	3,701	46.0%	95	1.2%	20	0.2%	8,043
Total	25,559	59.8%	15,584	36.5%	527	1.2%	1,054	2.5%	42,724

eAdvisor™ Tracking Tool

Student: Sandra SunDevil
 ASU ID: 123456789
 University Academic Standing: Good Standing
 ASU Cumulative GPA: 2.68
 Current Track Term: 4
 ASU Total Hours: 76
 ASU Total Upper Division Hours: 3
 Status: ✘ Off Track

[View as a different student](#) [Stop viewing as student](#)



Disclaimer: The DARS Graduation Audit is the official record used to verify degree completion. All degree requirements and students' progress in meeting the requirements are recorded in DARS

[Advisor Information](#) [Major Map](#)

2014 - 2015 Psychology, BS

College of Liberal Arts and Sciences
 Tempe
 LAPGSBS

Collapse All Terms

- ◆ - Critical Requirement
- ✔ - On Track
- ★ - Necessary Requirement
- ✘ - Off Track
- ✔ - On Track by Override
- ✘ - Out of Sequence

Term 1 (0 - 14) Credit Hours	◆ - Critical Requirement	Status Reason	Course GPA	Grade	Hours	Taken	Notes
◆ ENG 101 OR ENG 107: 3 hours, C minimum		✔ Requirement met	ENG 101	C	3.00	Fall 2014	<ul style="list-style-type: none"> An SAT, ACT, Accuplacer or TOEFL score determines placement into First-Year Composition. ASU Math Placement Exam score determines placement in Mathematics course. The terminal course for the BS in psychology is either MAT 251 or MAT 270; students who test into either of these do not need to complete the pre-requisite course(s). ASU 101 or College specific equivalent First Year Seminar required of all freshman students. PSY 191 offered by the College of Liberal Arts and Sciences.
◆ MAT 117 (MA): 3 hours, C minimum OR MAT 170 (MA): 3 hours, C minimum OR MAT 251 (MA): 3 hours, C minimum OR MAT 270 (MA): 4 hours, C minimum		✘ Requirement met	MAT 170	C+	3.00	Spring 2015	
◆ PSY 101 (SB): 3 hours, C minimum		✘ Requirement met	PSY 101	B	3.00	Spring 2015	
Elective: 1 hour		✔ Requirement met	ENG DEC	TB	3.00	Fall 2013	
Humanities, Arts and Design (HU): 3 hours (H recommended)		✔ Requirement met	ARS 102	B	3.00	Fall 2015	
PSY 191 OR LIA 101: 1 hour		✔ Requirement met	WST 191	A	1.00	Fall 2014	
Term 2 (15 - 30) Credit Hours	◆ - Critical Requirement	Status Reason	Course GPA	Grade	Hours	Taken	Notes
◆ ENG 102 OR ENG 108: 3 hours, C minimum		✔ Requirement met	ENG 102	B	3.00	Spring 2015	<ul style="list-style-type: none"> Foundation of Behavior - see course list. Before graduation, students must complete at least 12 credit hours of coursework from disciplines related to psychology. PSY Elective - (Additional Psychology Courses) Before graduation, students must complete 3 additional psychology courses (9 hours). At least two must be upper division and 1 may be lower division or upper division. No more than 6
◆ MAT 170 (MA): 3 hours, C minimum OR MAT 251 (MA): 3 hours, C minimum OR MAT 270 (MA): 4 hours, C minimum		✔ Requirement met	MAT 170	C+	3.00	Spring 2015	
Complete ENG 101 OR ENG 105 OR ENG 107		✔ Requirement met	ENG 101	C	3.00	Fall 2014	
Foundations of Behavior: 3 hours, C minimum		✔ Requirement met	SOC 101	C	3.00	Spring 2015	
Humanities, Arts and Design (HU): 3 hours (C recommended)		✔ Currently enrolled	MUS 354	NR	3.00	Spring 2016	
Natural Science - Quantitative (SQ): 4 hours		✔ Requirement met	BIO 181	C	4.00	Spring 2015	

Critical Tracking Highlights

Career Nbr	0	Career	UGRD	Academic Standing	Good Standing	2015 Fall	15.000	2.680
Total Hours	76.00000	Total Upper Division Hours			3.00000	2016 Spring	17.000	2.680

Requirement Types

- Critical Major Requirement
- Necessary Requirement

Status

- On Track
- Off Track
- On Track by Override
- Out of sequence
- No Status - Term 0

Find | View All First 1 of 1 Last

*Effective Date 01/22/2016 *Effective Sequence 1 Campus TEMPE eAdvisor DPROG LA PGS 8S

Evaluated Plan LAGSBS Psychology BS - Tempe Catalog Year 2014 Summer Reviewed Not Reviewed

Evaluated Subplan Status Off Track

Change current track term

Current Track Term 4 Reason Comment

Evaluation Term 2161

Expand All

Track Term 1 (0 - 14) Credit Hours

Requirement Detail	Reason	Course/GPA	Grade	Units	Term Taken	Transfer/Prereq Course
ENG 101 OR ENG 107: 3 hours, C minimum	Requirement met	ENG 101	C	3.00	2014 Fall	<input type="checkbox"/>
MAT 117 (MA): 3 hours, C minimum OR MAT 170 (MA): 3 hours, C minimum OR MAT 251 (MA): 3 hours, C minimum OR MAT 270 (MA): 4 hours, C minimum	Requirement met	MAT 170	C+	3.00	2015 Spring	<input type="checkbox"/>
PSY 101 (SB): 3 hours, C minimum	Requirement met	PSY 101	B	3.00	2015 Spring	<input type="checkbox"/>
Elective: 1 hour	Requirement met	ENG DEC	TB	3.00	2013 Fall	<input type="checkbox"/>
Humanities, Arts and Design (HU): 3 hours (H recommended)	Requirement met	ARS 102	B	3.00	2015 Fall	<input type="checkbox"/>
PSY 191 OR LIA 101: 1 hour	Requirement met	WST 191	A	1.00	2014 Fall	<input type="checkbox"/>

Track Term 2 (15 - 30) Credit Hours

Requirement Detail	Reason	Course/GPA	Grade	Units	Term Taken	Transfer/Prereq Course
ENG 102 OR ENG 108: 3 hours, C minimum	Requirement met	ENG 102	B	3.00	2015 Spring	<input type="checkbox"/>
MAT 170 (MA): 3 hours, C minimum OR MAT 251 (MA): 3 hours, C minimum OR MAT 270 (MA): 4 hours, C minimum	Requirement met	MAT 170	C+	3.00	2015 Spring	<input type="checkbox"/>
Complete ENG 101 OR ENG 105 OR ENG 107	Requirement met	ENG 101	C	3.00	2014 Fall	<input type="checkbox"/>
Foundations of Behavior 3 hours, C minimum	Requirement met	PSY 101	C	3.00	2015	<input type="checkbox"/>

Degree Search Admin Data Entry

ASU icbjs on ASUCSPRD 12/10/2013 Home | Add to Favorites | Sign out

Favorites | Main Menu > ASU Customizations > ASU Admissions > Academic Plan Extensions > Academic Plan Extensions New Window | Help | Personalize Page

ASU Plan Extension | Additional Extensions | Career Opportunities | Major Maps | Notes | Contacts | Keywords | Related Programs | D

Academic Program: UGLA Liberal Arts & Sciences
Academic Organization: CPSYCH Psychology Dpt T
Academic Plan: LAPGSBA Psychology BA Major
Last Term Valid: 9999

Find | View All | First | 1 of 1 | Last

*Effective Date *Effective Sequence Active in Degree Search

Not Active App Override Custom Text

Description

Long Descr

<p>Psychology is the study of behavior, emotions and the mental processes of individuals and groups, approached through a scientific methodology.</p>
<p>The BA in psychology focuses on appreciating and understanding the human condition from a scientific, psychological point of view. All psychology majors learn about statistics and research methods and use psychology content courses to develop skills etc. in diverse

Email:

ASU Online URL

Video URL

UGRD Committee Lib Arts Psychology Program Fee

Language Requirement Flag

Math Requirement Flag Course MAT 170 Precalculus

Additional Math Requirements

Math Intensity Category

Category Manual Override

Last Update Date/Time 09/24/13 8:41:57PM Last Update User ID icbjs

2016 Sequencing View for (Read Only)

Psychology (BS)

College of Liberal Arts and Sciences

LAPGSSS

Hide Changes

Add Term

Total Hours 120 Upper Division Hours 45

Copy term notes: +

University Requirements

First-Year Composition

◆ ENG 101: First-Year Composition or ENG 102: First-Year Composition OR
 ENG 105: Advanced First-Year Composition OR
 ENG 107: First-Year Composition or ENG 108: First-Year Composition 6 Hrs / Grd: C

Complete ENG 101 OR ENG 105 OR ENG 107 course(s).

Complete First-Year Composition requirement.

First-Year Seminar

PSY 191: First-Year Seminar or LIA 101: Student Success in the College of Liberal Arts and Sciences 1 Hrs

Literacy and Critical Inquiry (L) (Three lower division hours AND three upper division hours.)

Upper Division Literacy and Critical Inquiry (L) 3 Hrs / Grd: C

Mathematical Studies (MA and CS) (Six semester hours combined. Three in each core area.)

Complete Mathematics (MA) requirement.

Humanities, Arts and Design (HU) and Social-Behavioral Sciences (SB) (12 semester hours combined. Six hours (HU) AND six hours (SB).)

Humanities, Arts and Design (HU) AND Cultural Diversity in the U.S (C) 3 Hrs

Social-Behavioral Sciences (SB) AND Global Awareness (G) 3 Hrs

Humanities, Arts and Design (HU) AND Historical Awareness (H) 3 Hrs

Natural Sciences (SG and SQ) (Eight semester hours combined, at least four in SQ.)

Natural Science - Quantitative (SQ) 4 Hrs

Natural Science - Quantitative (SQ) OR

Natural Science - General (SG) 4 Hrs

Humanities, Arts and Design (HU) or Social-Behavioral Sciences (SB) (three upper division hours.)

Upper Division Social-Behavioral Sciences (SB) OR

Upper Division Humanities, Arts and Design (HU) 3 Hrs

Cultural Diversity in the U.S. (C) (Three semester hours.)

★ Complete Cultural Diversity in the U.S.-(C) AND Global Awareness-(G) AND Historical Awareness-(H) course(s).

★ Complete Cultural Diversity in the U.S. (C) course(s).

Global Awareness (G) (Three semester hours.)

★ Complete Global Awareness (G) course(s).

Historical Awareness (H) (Three semester hours.)

★ Complete Historical Awareness (H) course(s).

Add Summer

Term 1 Term Count: 0-14 Total Credits: 14-15 Notes

◆ ENG 101: First-Year Composition or ENG 102: First-Year Composition OR
 ENG 105: Advanced First-Year Composition OR
 ENG 107: First-Year Composition or ENG 108: First-Year Composition 3 Hrs
 /Grd: C

◆ MAT 251: Calculus for Life Sciences (MA) OR

MAT 270: Calculus with Analytic Geometry I (MA) 3-4 Hrs / Grd: C

◆ PSY 101: Introduction to Psychology (SB) 3 Hrs / Grd: C

◆ PSY 191: First-Year Seminar or LIA 101: Student Success in the College of Liberal Arts and Sciences 1 Hrs

◆ Humanities, Arts and Design (HU) AND Historical Awareness (H) 3 Hrs

▲ Elective 1 Hrs

- An SAT, ACT, Accuplacer, IELTS or TOEFL score determines placement into First-Year Composition.
- ASU Mathematics Placement Test score determines placement in mathematics course. The terminal course for the BS in psychology is either MAT 251 or MAT 270; students who test into either of these do not need to complete the pre-requisite course(s).
- ASU 101 or college-specific equivalent First-Year Seminar required of all freshman students. PSY 191 offered by the College of Liberal Arts and Sciences.

Term 2 Term Count: 15-30 Total Credits: 16 Notes

Add Summer

◆ ENG 101: First-Year Composition or ENG 102: First-Year Composition OR
 ENG 105: Advanced First-Year Composition OR
 ENG 107: First-Year Composition or ENG 108: First-Year Composition 3 Hrs
 /Grd: C

◆ Foundations of Behavior 3 Hrs / Grd: C

◆ PSY Elective 3 Hrs / Grd: C

◆ Humanities, Arts and Design (HU) AND Cultural Diversity in the U.S (C) 3 Hrs

◆ Natural Science - Quantitative (SQ) 4 Hrs

◆ Complete ENG 101 OR ENG 105 OR ENG 107 course(s).

- Foundation of Behavior - see course list. Before graduation, students must complete at least 12 credit hours of coursework from disciplines related to psychology.
- PSY Elective: Before graduation, students must complete 3 additional PSY elective courses (9 hours). At least 2 must be upper division. No more than 3 credit hours of PSY 394 may