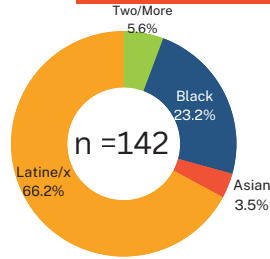


Racial/Ethnic Group



MOCAN

66.2%

of MOCAN students identify as **Latine/x**

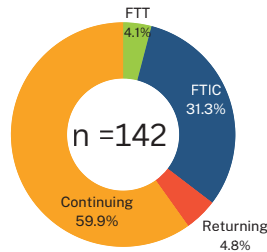
First Generation



67.6%

of MOCAN students are **first-generation** college students

Enrollment Status



59.9%

of MOCAN students are **continuing** students at SMC

*FTIC (First-Time in College)
*FTT (First-Time Transfer)

Educational Goal



93.7%

of MOCAN students plan to **transfer** to a 4-year university



MOCAN COHORT FALL 2024

Background Information

Areas of Interests

23.2%

of MOCAN students are pursuing studies in **Art, Media, and Entertainment** fields



23.2%

of MOCAN students are interested in **Business** fields of studies



Unit Load



63.4%

of MOCAN students were enrolled **full-time** in Fall 2024 (12+ credit units)

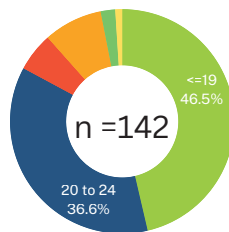
Age Group

25 to 29: 5.6%

30 to 39: 8.5%

40 to 49: 2.1%

50 plus: 0.7%



46.5%

of MOCAN students are **19 years old or younger**

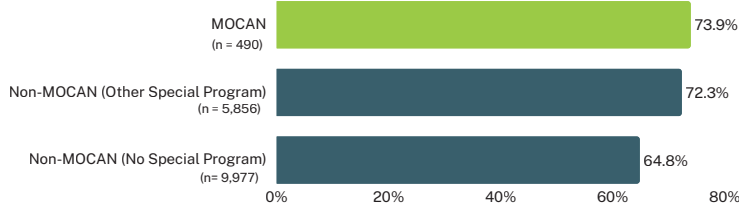


MOCAN COHORT FALL 2024 OUTCOMES

Course Success, Retention & Highlights

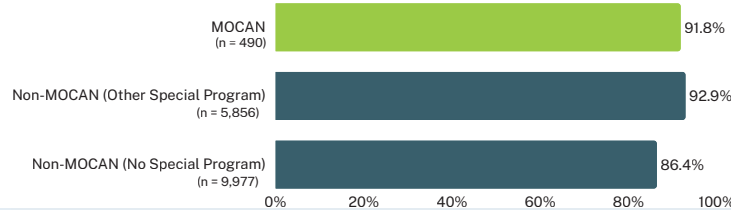
Fall 2024 Course Success Rate

Course success is the percentage of A, B, C, and P grades earned
(EW grades are not included in the analyses)

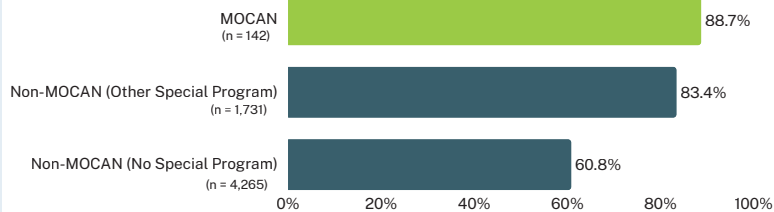


Fall 2024 Course Retention Rate

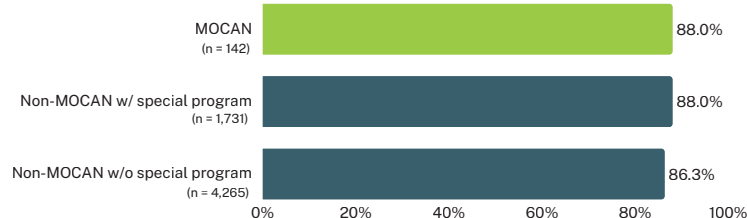
Course success is the percentage of non-W grades earned
(EW grades are not included in the analyses)



Persistence Fall to Spring 2025



End of Fall 2024 Academic Standing





MOCAN OUTCOMES HIGHLIGHTS

1

About 74% of MOCAN students **successfully passed their courses** in Fall 2024, similar to Non-MOCAN students who participated in at least one special program (72.3%).

2

MOCAN students (91.8%) **remained enrolled or were retained** in nearly all of their courses in Fall 2024

3

MOCAN students **persisted** at a rate of 88.7% and continued their studies in Spring 2025, surpassing their peers

4

By the end of Fall 2024, 88.0% of MOCAN students **maintained good academic standing**, closely aligning with the 88.2% rate of non-MOCAN students in special programs

5

Overall, MOCAN students demonstrated **strong performance across all key outcomes**, including success (73.9%), retention (91.8%), persistence (88.7%), and good academic standing (88.0%)