

Student-Centered Funding Formula (SCFF)



What is the Student- Centered Funding Formula (SCFF)

In 2018-2019 the State implemented the SCFF to allocate funding to community college districts. The SCFF allocates funding on three major components:

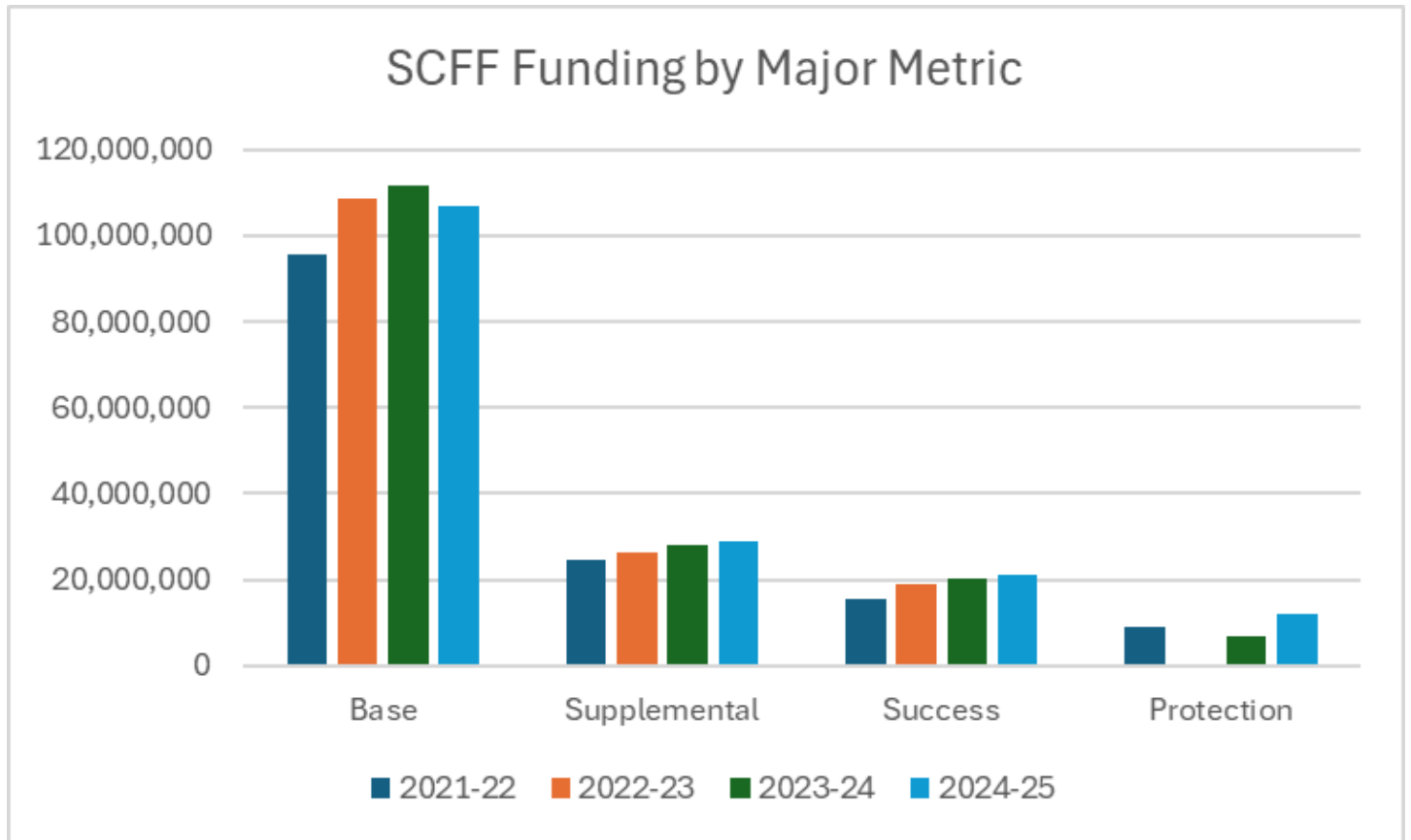
Base Allocation: Represents 70% of the funding formula. It consists of Enrollment (FTES served) and the size of the district. The State uses a three-year average of enrollment when determining this metric.

Supplemental Allocation: Represents 20% of the funding formula. It consists of the number of students AB540 students and number of students receiving Promise and Pell Grants. The State uses the prior year headcount when determining this metric.

Success Allocation: Represents 10% of the funding formula. It consists of the number of successful outcomes achieved, as defined by the State, including degree attainment, certificate attainment, educational progress, completion and living wage attainment. The State offers “bonus” funding for any student who achieves a success metric and also receives a Pell or Promise Grant. The State uses a three-year average when determining this metric.

***Starting in 2025-2026 a District will receive funding as calculated under the SCFF using the metrics above or what was received in 2024-25 **without** COLA, whichever is greater.*

Which SCFF Allocation/Metric Provide the Most Funding for SMC



Base Allocation/Metrics represents the largest source of funding in the SCFF for SMC. In 2024-25, even though enrollment increased, the funding for this allocation decreased due to the three-year average calculation by the State.

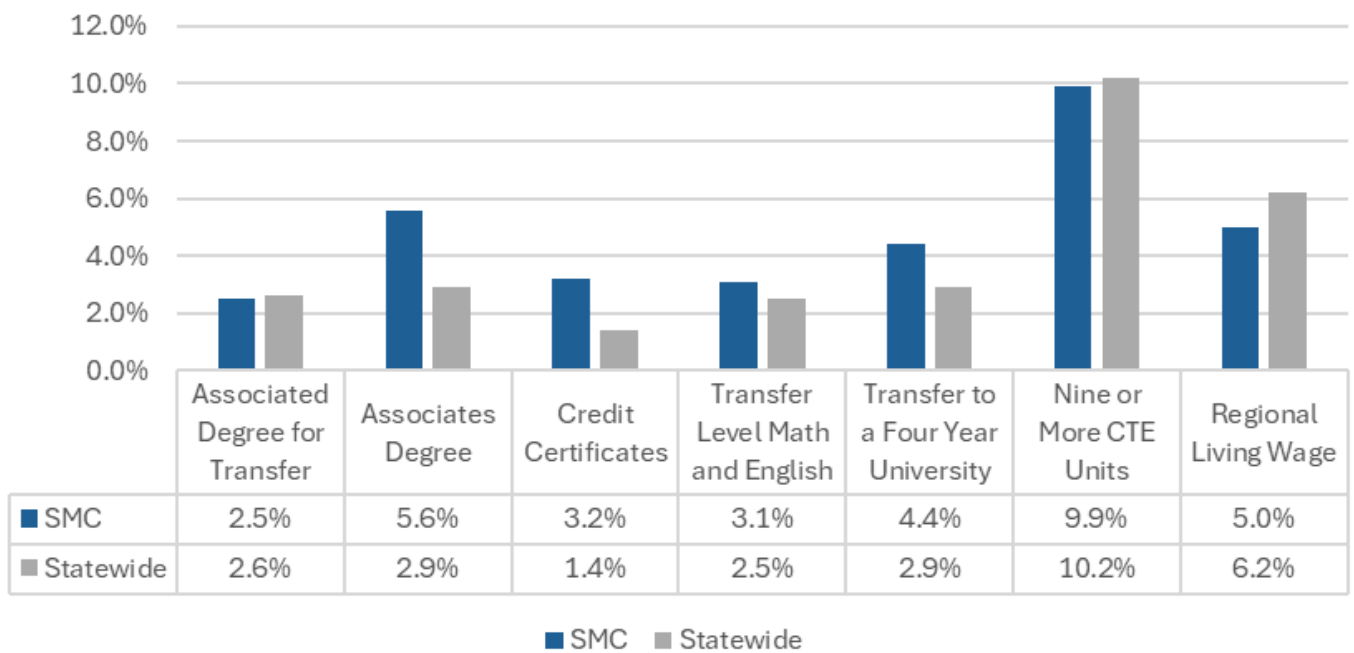
The Supplemental Allocation/Metrics represents the second largest funding source in the SCFF for SMC. The Supplemental Allocation has steadily increased over the last four years.

The Success Allocation/Metrics represents the third largest funding source in the SCFF for SMC. The Success Allocation has also steadily increased over the last four years.

Protection funding, otherwise known as Hold Harmless, has fluctuated over the last four years. The increase in 2024-25 is directly related to the decrease in Base Allocation.

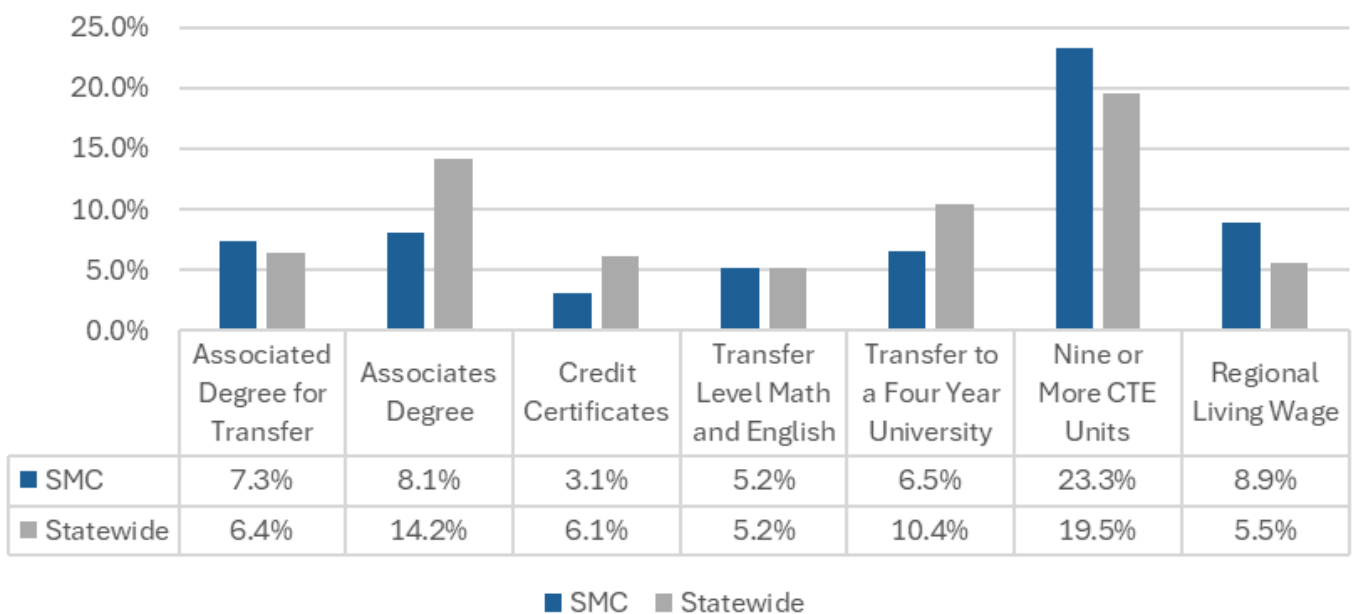
Success Outcomes Compared to Statewide Averages

All Students

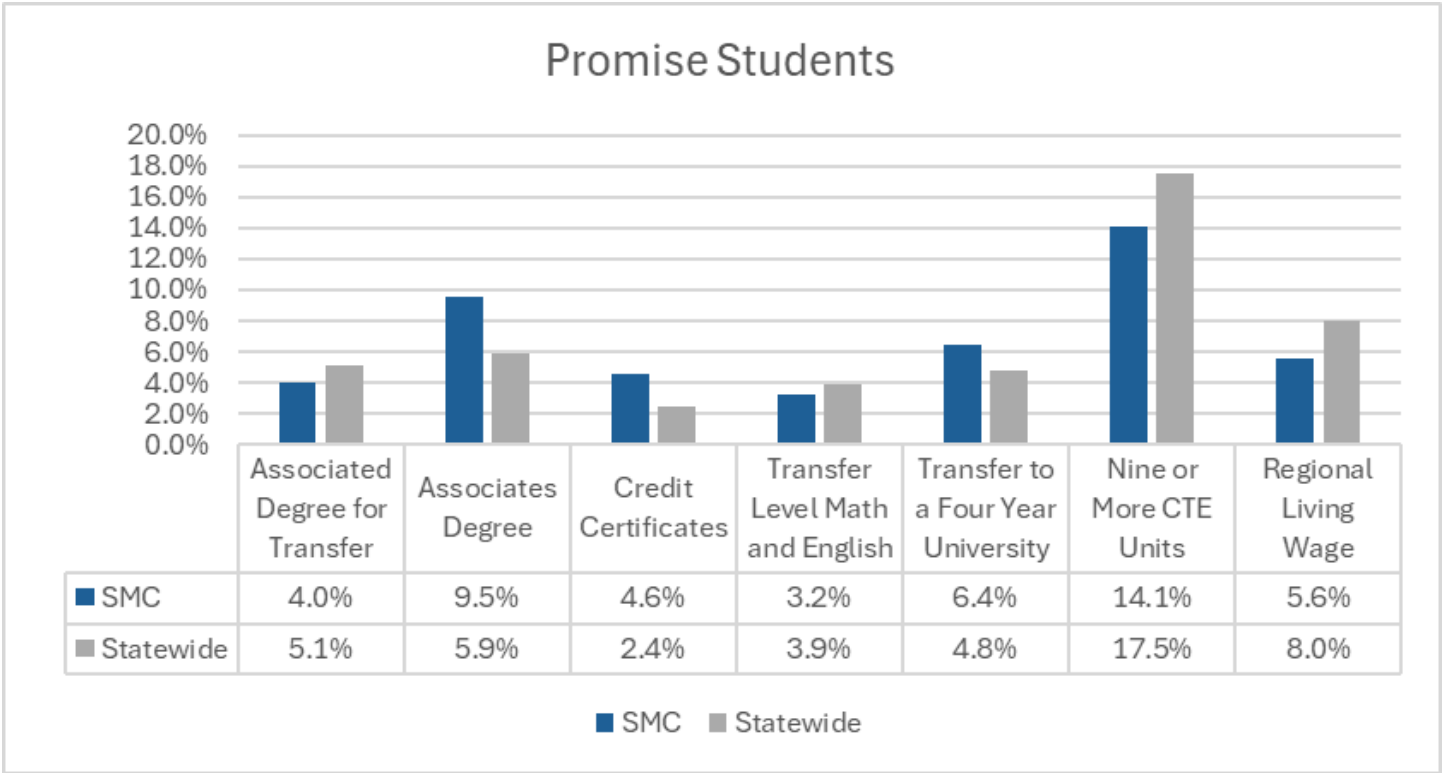


SMC performs better than the Statewide average for Associate Degrees, Credit Certificates, Completion of Transfer Level Math and English and Transfers to Four Year University.

Pell Students



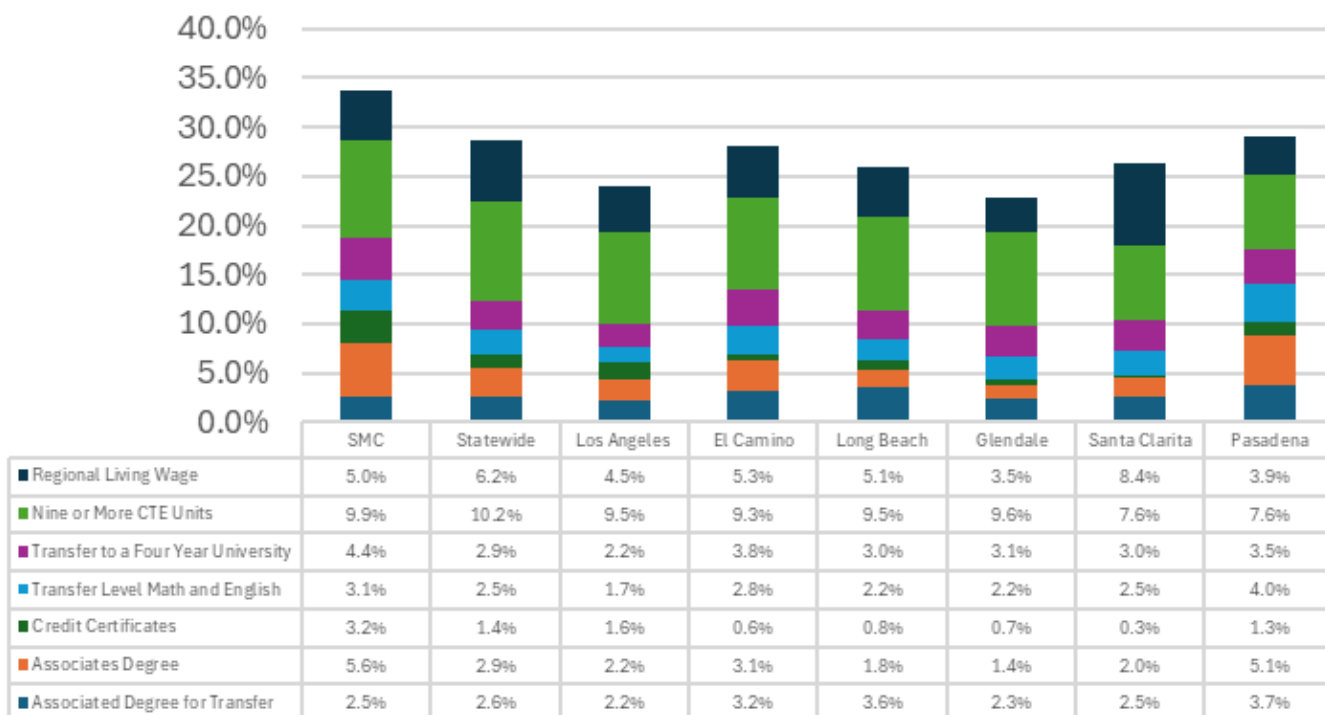
SMC performs better than the Statewide average for Associate Degree for Transfer, Nine or More CTE Units and Regional Living Wage.



SMC performs better than the Statewide average for Associate Degrees, Credit Certificates, and Transfers to Four Year University.

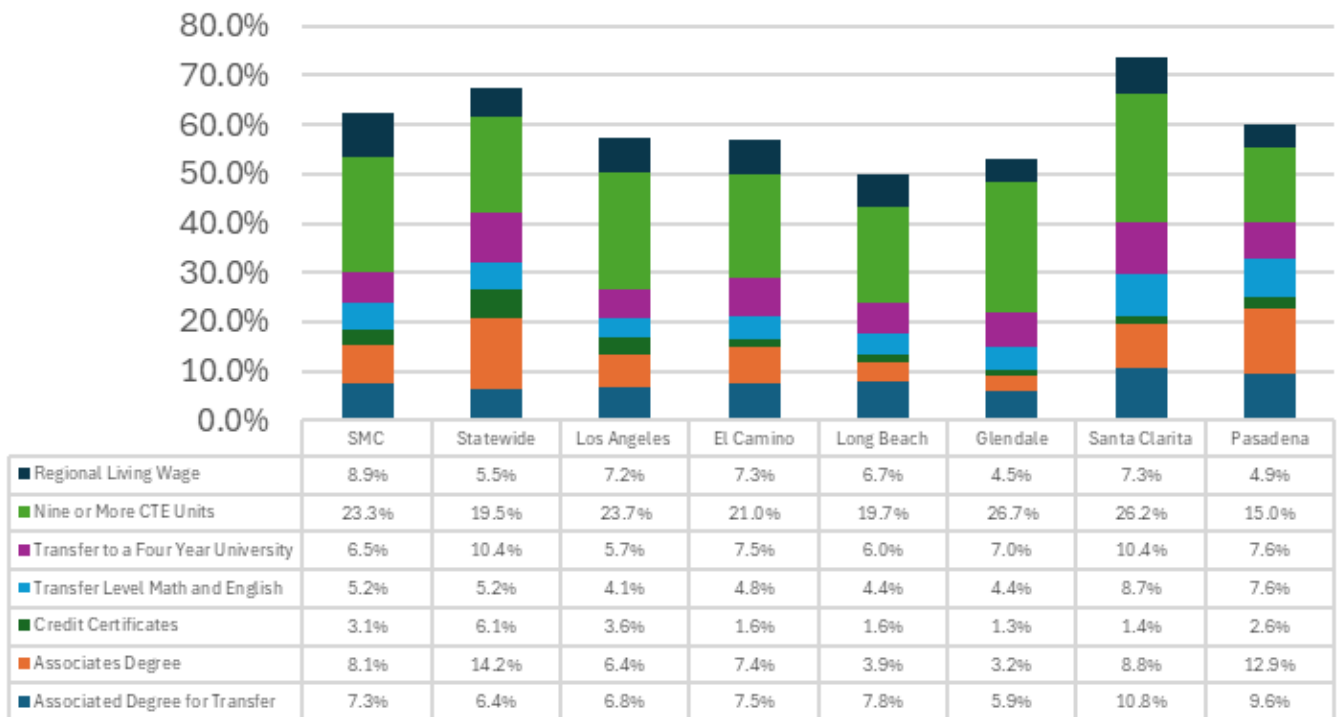
Success Outcomes Compared to Other Local Districts and Statewide Average

All Students



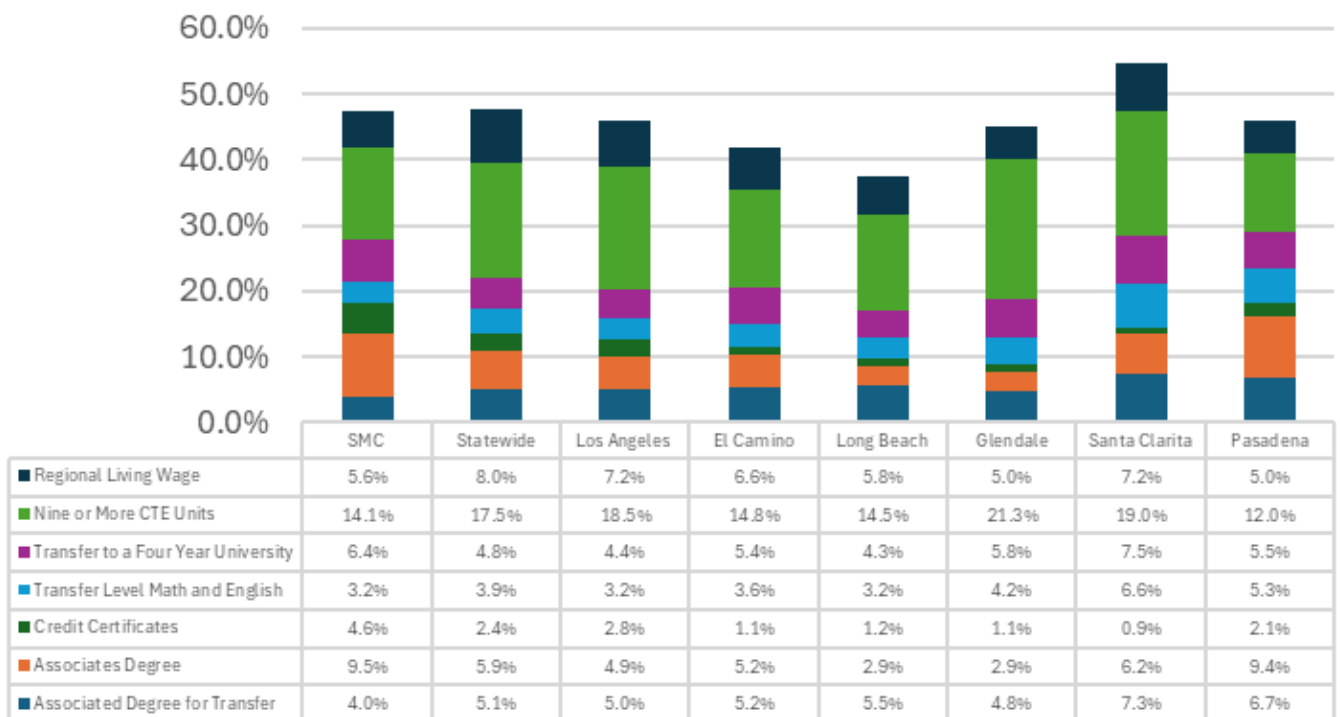
SMC ranks fifth for *Associates Degrees for Transfer*, first for *Associate Degrees*, first in *Credit Certificates*, second in *Completion of Transfer Level English and Math*, first in *Transfer to a Four-Year University*, second in *Nine or More CTE Units* and fifth in *Regional Wage*.

Pell Students



SMC ranks fifth for *Associates Degrees for Transfer*, fourth for *Associate Degrees*, third in *Credit Certificates*, fourth in *Completion of Transfer Level English and Math*, sixth in *Transfer to a Four-Year University*, fourth in *Nine or More CTE Units* and first in *Regional Wage*.

Promise Students



SMC ranks eighth for *Associates Degrees for Transfer*, first for *Associate Degrees*, first in *Credit Certificates*, sixth in *Completion of Transfer Level English and Math*, second in *Transfer to a Four-Year University*, seventh in *Nine or More CTE Units* and sixth in *Regional Wage*.

Key Takeaways

As SMC considers ways to maximize its funding under the SCFF, focus should be on increasing the Base Allocation, which represents the largest portion of the SCFF calculation.

Currently, SMC is under funding protections and will be kept at the 2024-25 funding level until our performance on the SCFF increases. SMC should continue to work toward increasing all metrics in the SCFF, but specifically the Base Allocation which has the largest effect on the SCFF calculation.

As the SCFF gives additional “bonus” funding for Pell and Promise grant students who reach success metrics, SMC should focus on increasing the number of students who receive Pell and Promise grants.

Source for all data: SCFF Dashboard 2 at <https://www.cccco.edu/About-Us/Chancellors-Office/Divisions/College-Finance-and-Facilities-Planning/scff-dashboard/phase-2>. Data is from the calculation of the 2024-25 SCFF allocation.