



Navigating SMC in a Remote Education Environment: Using Canvas and Zoom

Tammara Whitaker – Associate Dean, Online Services & Support (Interim), Distance Education Department

*Ashley Eutsey - Senior Online Learning Services Specialist-
Distance Education*

Christine Miller - Instructional Media Specialist

Willis Barton - Online Learning Services Specialist

Current Semester Access

Online classes are not accessible until the start date of the class at 12:00 AM (midnight)

OR

12:00 AM (midnight) of the day after you've enrolled or were reinstated, if the class has already started.

Course Access

If you are a **first time Canvas student**, you should be able to log into Canvas (**not classes**) 2 weeks prior to the start of the semester.

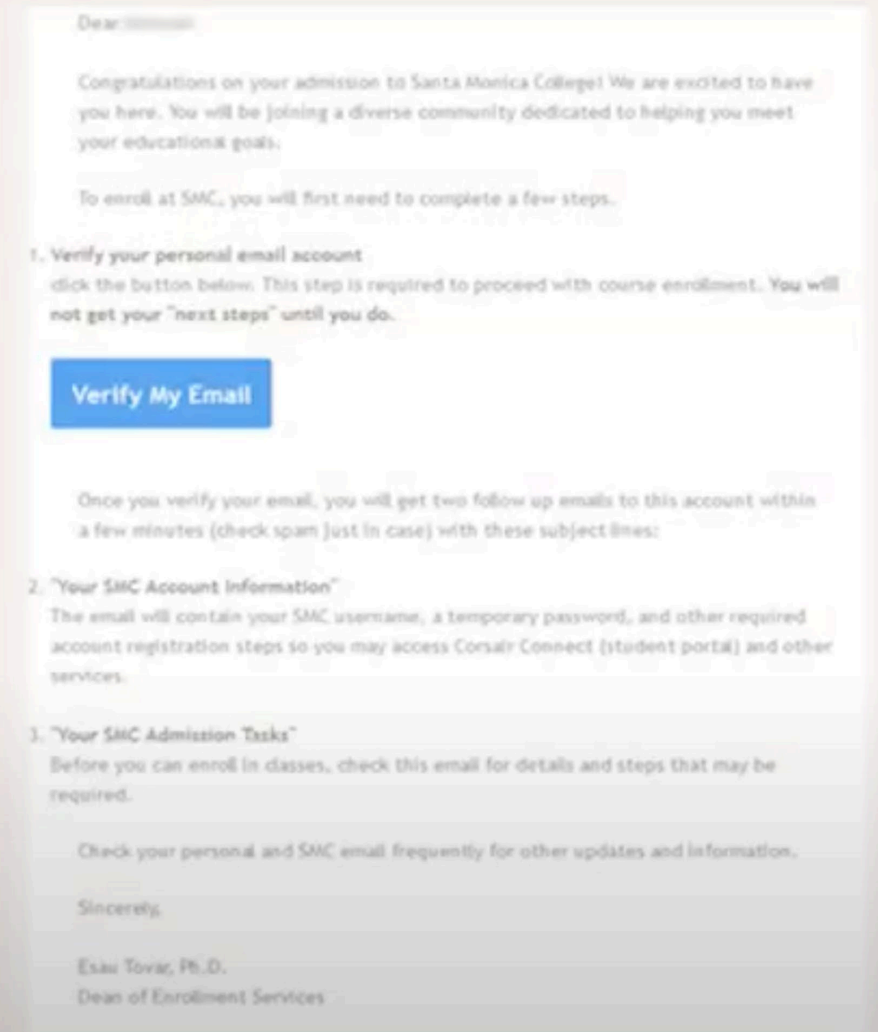
Current Canvas users should have access to Canvas (**not classes**) at any time.

Please check the Class Schedule for start and end dates for all your classes.



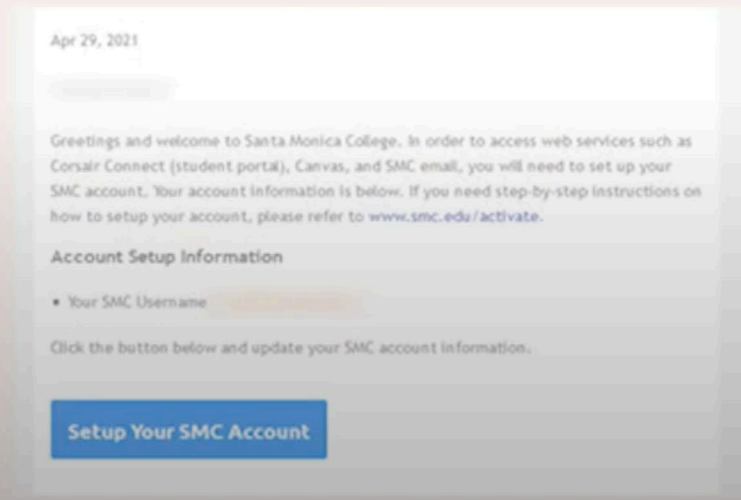
HOW TO ACCESS COSAIR CONNECT

When you are admitted into SMC, you will receive an e-mail with link to verify your e-mail address.



HOW TO ACCESS COSAIR CONNECT

Once your e-mail address is verified, you will receive another e-mail titled **‘SMC Account Information’** that will contain your username (Last name_First name), a one-time password, and a link to sign in.



HOW TO ACCESS COSAIR CONNECT



Access your class schedule, SMC student email, add and drop classes, pay your fees, apply for financial aid, view your student records, and keep up to date with course dates and deadlines.

1. Go to www.smc.edu, and click on the login at the top of the page, then Corsair Connect OR go to www.smc.edu/cc



ABOUT ACADEMICS ADMISSION & AID STUDENT SUPPORT COMMUNITY **Login** Info For



Canvas
Corsair Connect
GPS

HOW TO ACCESS COSAIR CONNECT

Corsair Connect SMC Home Apply to SMC SMC Gmail CC Guide Close


Corsair Connect can only be accessed if you have attended SMC within the last 2 years. Re-apply to SMC to regain access. Access cannot be granted any other way, unfortunately.

Effective FEBRUARY 1, 2021 - use your SMC Network Account USERNAME (NOT Student ID) to login to Corsair Connect

★ SMC Username

★ Password **Login**

[I need help with my username](#) | [I need help with my password](#) | [I cannot access my account](#)




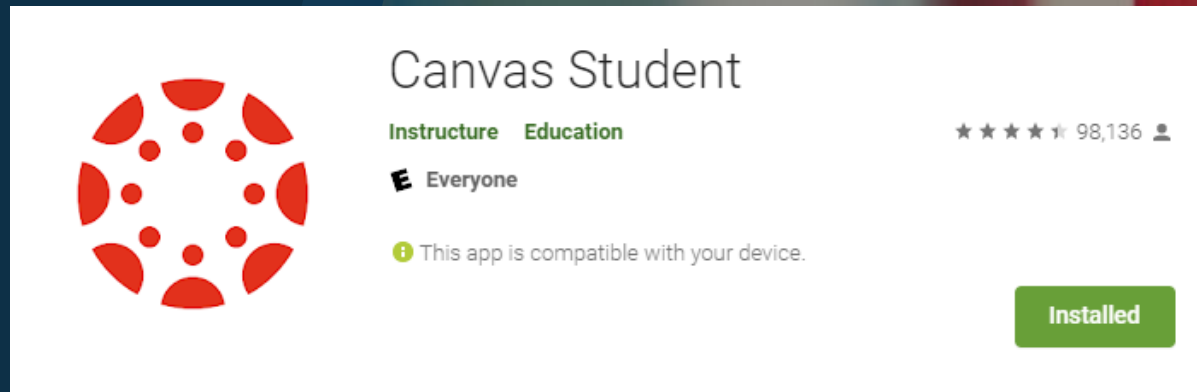
Click Here to Enroll With Your Mobile Device NOW!

2. Log in with your SMC Username and password.

Forgot your Username? Click on the **I need help with my username** link. If you are unable to find the initial welcome letter, email the Admissions & Records office at admissions@smc.edu using the email address you used on your application.

The Canvas Student App

- Canvas Student allows students to access their courses and groups using a mobile device.
- Students can submit assignments, participate in discussions, view grades and course materials.
- Provides access to **course calendars, To Do items, notifications, and Conversations messages.**
- Canvas Notification Settings
- Canvas Student requires a Canvas account and is available for both Android and iOS devices.



The Canvas Help Desk

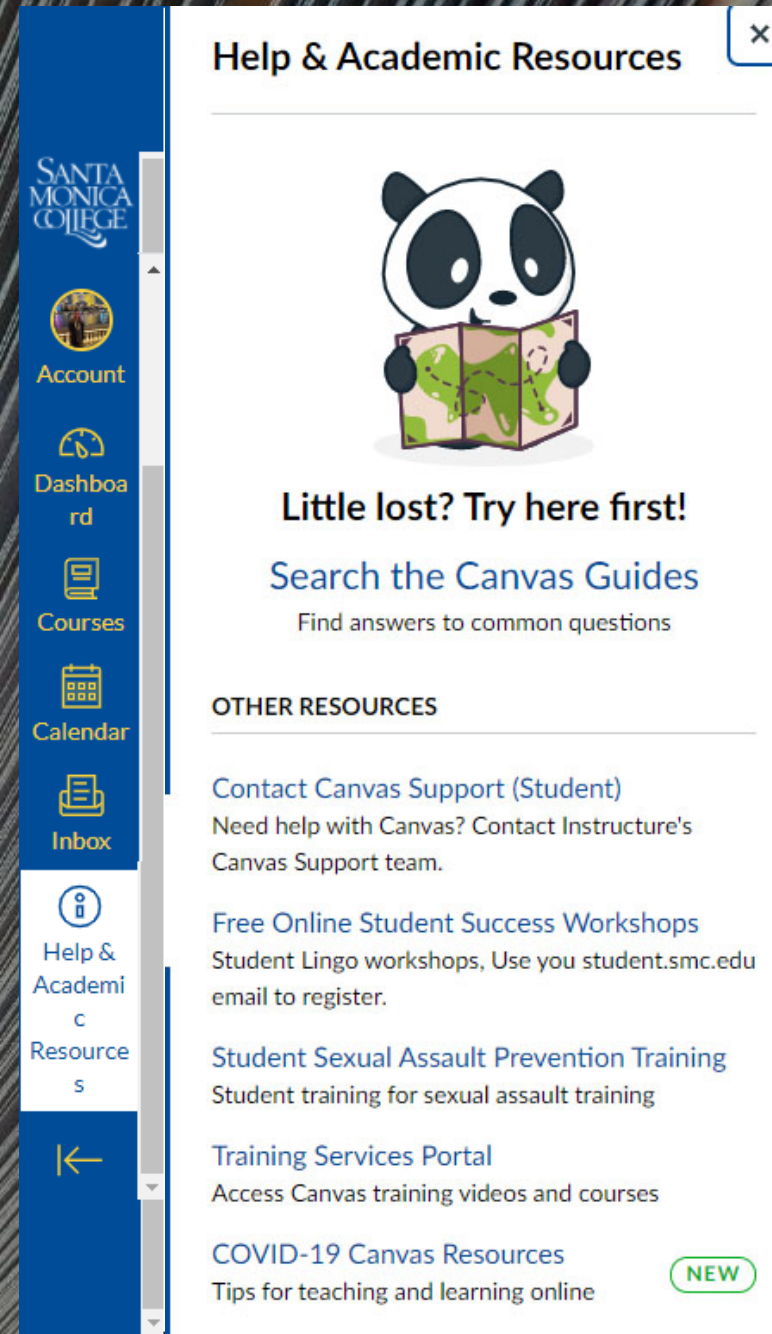
For technical issues with Canvas:

1. Call Canvas Helpdesk.
2. Chat with a Canvas Help Desk representative through the chat link on the Help and Academic Resources button on the Global Navigation.
 - This support is available 24/7/365.
 - Be specific about the problem you are experiencing.
 - Include a screen shot of the error message.
 - Contact your professor to let them know you are experiencing technical difficulties & share the Help Desk ticket # with them.




Contact the Canvas Help Desk for any of the following reasons:

- Unable to see your courses
- Unable to submit assignment
- General How To questions that include contacting your instructor and/or navigating your course



Help & Academic Resources



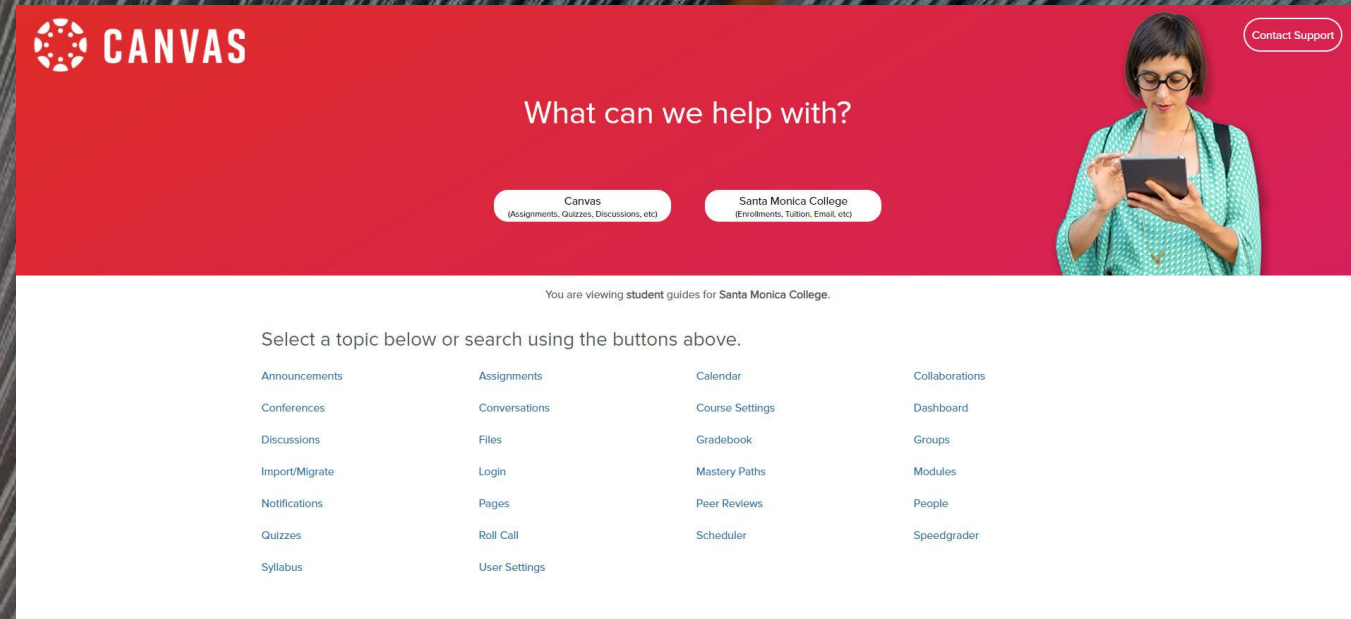
Little lost? Try here first!
[Search the Canvas Guides](#)
Find answers to common questions

OTHER RESOURCES

- [Contact Canvas Support \(Student\)](#)
Need help with Canvas? Contact Instructure's Canvas Support team.
- [Free Online Student Success Workshops](#)
Student Lingo workshops, Use your student.smc.edu email to register.
- [Student Sexual Assault Prevention Training](#)
Student training for sexual assault training
- [Training Services Portal](#)
Access Canvas training videos and courses
- [COVID-19 Canvas Resources](#) **NEW**
Tips for teaching and learning online

Contact the Canvas Help Desk for any of the following reasons:

- Unable to see your courses
- Unable to submit assignment
- General How To questions that include contacting your instructor and/or navigating your course

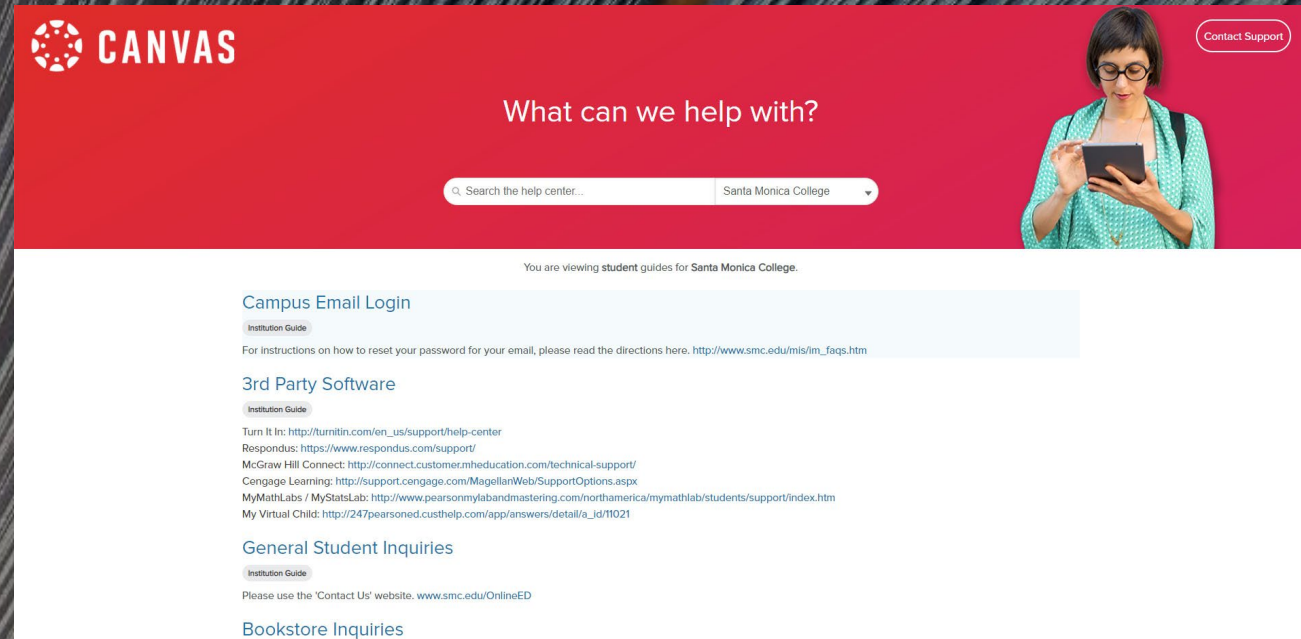


The screenshot shows the Canvas Help Desk interface. At the top left is the Canvas logo. The main heading is "What can we help with?". Below this are two buttons: "Canvas (Assignments, Quizzes, Discussions, etc)" and "Santa Monica College (Enrollments, Tutoring, Email, etc)". On the right, there is a "Contact Support" button and an image of a woman using a tablet. Below the buttons, it says "You are viewing student guides for Santa Monica College." and "Select a topic below or search using the buttons above." A grid of 16 topics is displayed:

Announcements	Assignments	Calendar	Collaborations
Conferences	Conversations	Course Settings	Dashboard
Discussions	Files	Gradebook	Groups
Import/Migrate	Login	Mastery Paths	Modules
Notifications	Pages	Peer Reviews	People
Quizzes	Roll Call	Scheduler	Speedgrader
Syllabus	User Settings		

Contact the Canvas Help Desk for any of the following reasons:

- Unable to see your courses
- Unable to submit assignment
- General How To questions that include contacting your instructor and/or navigating your course



CANVAS Contact Support

What can we help with?

Search the help center... Santa Monica College

You are viewing student guides for Santa Monica College.

Campus Email Login

[Institution Guide](#)

For instructions on how to reset your password for your email, please read the directions here, http://www.smc.edu/mis/im_fags.htm

3rd Party Software

[Institution Guide](#)

Turn It In: http://turnitin.com/en_us/support/help-center
Respondus: <https://www.respondus.com/support/>
McGraw Hill Connect: <http://connect.customer.mheducation.com/technical-support/>
Cengage Learning: <http://support.cengage.com/MagellanWeb/SupportOptions.aspx>
MyMathLabs / MyStatsLab: <http://www.pearsonmylabandmastering.com/northamerica/mymathlab/students/support/index.htm>
My Virtual Child: http://247pearsoned.custhelp.com/app/answers/detail/a_id/11021

General Student Inquiries

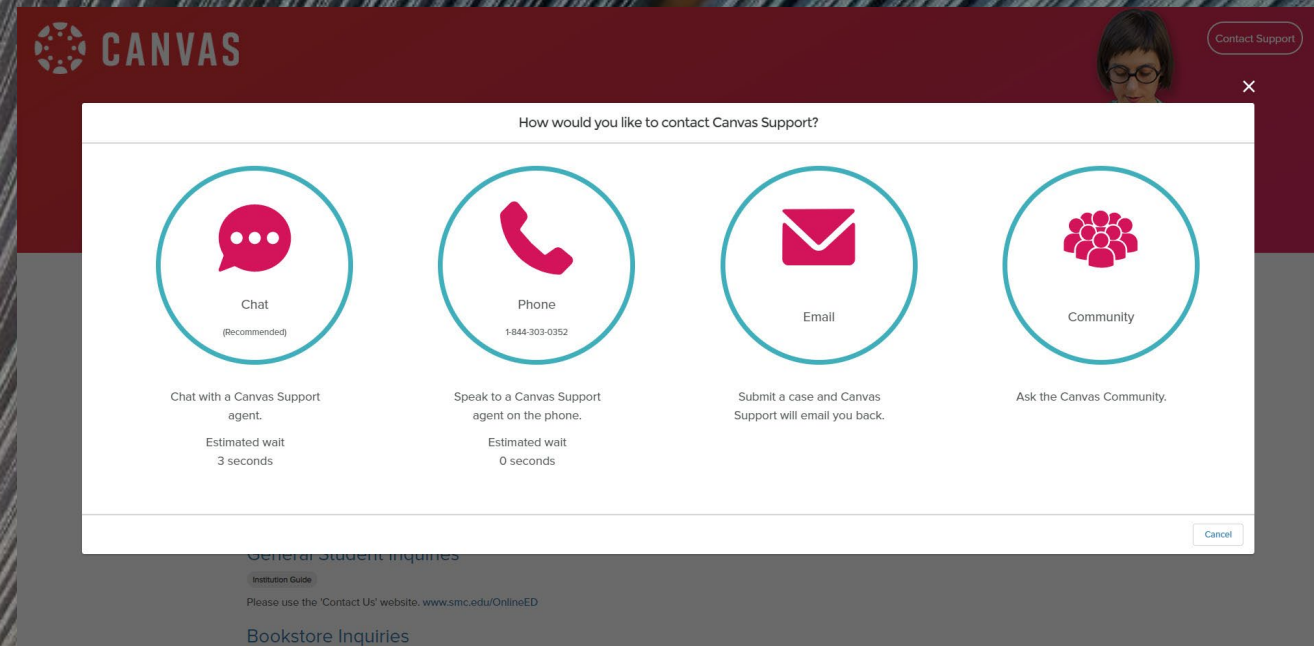
[Institution Guide](#)

Please use the 'Contact Us' website, www.smc.edu/OnlineED

Bookstore Inquiries

Contact the Canvas Help Desk for any of the following reasons:

- Unable to see your courses
- Unable to submit assignment
- General How To questions that include contacting your instructor and/or navigating your course



A student wearing a light blue denim jacket over a white t-shirt, carrying a grey backpack, and holding several books. The student is also wearing a gold necklace and has white earbuds in their ears. The background is a blurred outdoor setting.

Adding/Reinstating A Course

To add a course once the class has started:

- Email the professor directly.
- You can find the email address on the Santa Monica College website at the [Employee Directory](#)
- You can search by employee type, department and/or last name.
- When you find the professor, click on the email address to email them.
- Please include your name, student I.D., and the name and section number of the class you wish to add.

To be reinstated in a course:

- Contact your professor via email using the [Employee Directory](#)
- Include your full name, Student I.D. Number, and name and section number of the class.
- If the professor will permit a reinstate he/she will forward an Instructor Approval Code and instructions on how to proceed.

A close-up photograph of a student from the waist up. They are wearing a light blue denim jacket over a white t-shirt. The jacket has several orange watermelon slice-shaped pins on the left side. They are carrying a grey backpack and holding a stack of three books (one white, one purple, one pink) in their left hand. They are also holding a pair of white earbuds in their right hand. The background is a blurred outdoor setting.

Issues or Problems with Adding/Reinstating A Course

If you are still experiencing issues with the enrollment/reinstatement process:

- Contact the professor **and** the Admissions Office at (310)-434-4380.
- Remember, you will **not** have access to your class immediately. Late adds or reinstatements will have to wait for the enrollment system to process and can take anywhere from a couple hours or in some instances after midnight.

How to find your courses on the [Canvas Dashboard](#).

The screenshot displays the Canvas Dashboard interface. On the left is a dark sidebar with navigation icons for Account, Dashboard, Courses, Groups, Calendar, Inbox, and Help. The main area is titled 'Dashboard' and shows four course cards: Biology 101 (BIO 101, Fall 2019), Classic Literature (ENG 205, Fall 2019), History 101 (HIST 101, Fall 2019), and Zoology 101 (ZOO 101, Fall 2019). A red circle highlights a three-dot menu icon above the Classic Literature card. A dropdown menu is open, listing options: Dashboard View, Card View (checked), List View, Recent Activity, and Color Overlay. To the right, a list of course items is visible, including 'The Bill of Rights Quiz', 'Logical Fallacy Project', 'Reading Quiz Ch 5-8 All Qu...', 'Read the rest of All Quiet o...', 'Revolution Topic Discussion', 'Animal Farm', and 'Declaration of Independen...'. Each item includes the course name, points, and a date.

Remember, you won't have access to the course until the very first day of the class start.

You can also find all your courses by going to [Courses/All Courses](#).

This area displays all of your current, future and past course enrollment.

Remember though, you won't have access to the course until the very first day of the class start.

1 All Courses

[Browse More Courses](#)

Course	Nickname	Term	Enrolled as	Published
☆ English 101			Student	No
☆ Biology 102	Advanced Biology		Student	Yes
★ Biology 101		Summer 2017	Student	Yes

2 Past Enrollments

Course	Nickname	Term	Enrolled as	Published
☆ American History Spring 2016		2016 Spring	Student	Yes
☆ Bio 101 Fall 2014		2014 Fall-2	Student	Yes

Future Enrollments

Course	Nickname	Term	Enrolled as	Published
☆ Basic Written Communications			Student	No
☆ Using Technology in Education (K-12)		2014 Spring	Student	Yes

My Groups

Group	Course	Term
Group 1	Intro to Marketing	
Fall Festival Group	Documentation Canvas	

Always communicate with your instructor through their preferred method which is stated on their syllabus. Canvas Inbox Conversations and direct email are usually the best way to contact your instructor prior to the course starting.

The screenshot displays the Canvas Inbox interface. On the left sidebar, the 'Inbox' icon is highlighted with a red box and a circled '4'. The main content area shows a 'Compose' window for 'History 101'. The 'To' field is highlighted with a red box and a circled '1', and a dropdown menu is open showing options: Teachers, Students (highlighted with a circled '2'), Observers, Course Sections, and Student Groups. A checkbox labeled 'Send an individual message to each recipient' is also visible with a circled '2'. The bottom of the window features a 'Send' button (circled '5') and a 'Cancel' button. A circled '3' is placed in the main message body area. At the top right of the compose window, a red box highlights the 'Compose' icon, and a circled '4' is placed near the bottom left of the compose area.

**Zoom meetings can be scheduled two ways.
Within Canvas, it will be through ConferNow, located in the
Course Navigation Menu.**

☰ SMC 2020 Smr -

Summer 2020

Home

Announcements

Syllabus

ConferNow

Modules

Pearson Revel

Discussions

Grades

Files


People

Office 365

Attendance

3C Media

Recent Announcements



Zoom meetings can be scheduled two ways. Within Canvas, it will be through ConferNow, located in the Course Navigation Menu. This is how your upcoming events will look.

☰ SMC 2020 Smr -

Course: 2020 Smr - Role: student • Exit Student View Logged in as

Summer 2020 Event Calendar Appointment Booking Event Recordings

Home
Announcements
Syllabus
ConferNow
Modules
Pearson Revel
Discussions
Grades
Files
People
Office 365
Attendance
3C Media

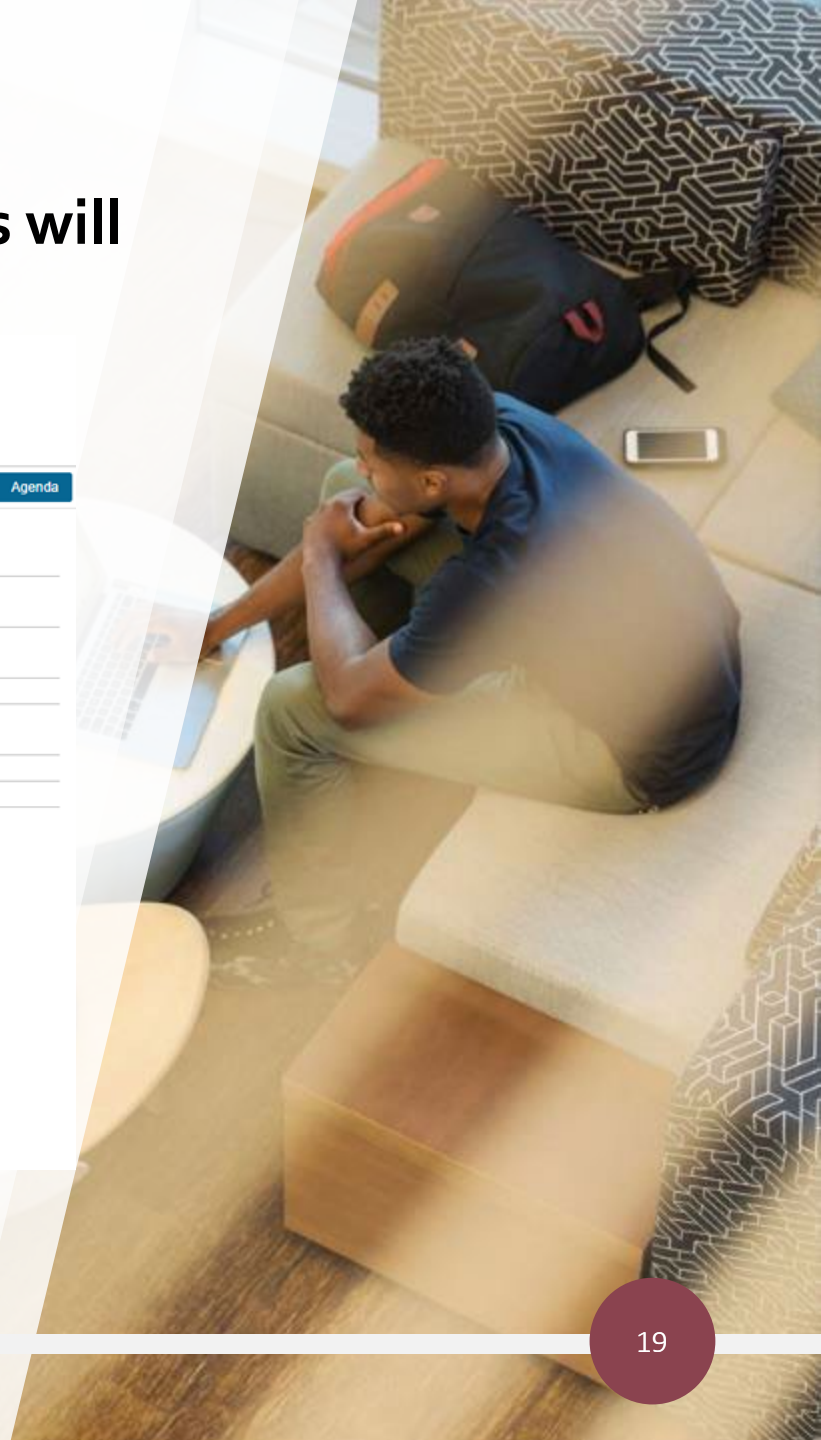
Time Zone Settings

Upcoming Events

There are no upcoming events to show.

Mon, Jun 29, 2020 Day Week Agenda

Date	Time	Events
Sun 6/28		
Mon 6/29	10:15 am – 12:25 pm	Chapter 2, "Contemporary Perspectives on Abnormal Behavior & Methods of Treatment", Part 2 (819711)
Tue 6/30	10:15 am – 12:25 pm	Chapter 3, "Classification & Assessment of Abnormal Behavior" (819712)
Wed 7/1		
Thu 7/2	10:15 am – 12:25 pm	Chapter 4, "Stress-Related Disorders" (819713)
Fri 7/3		
Sat 7/4		



Zoom meetings can be scheduled two ways. Within Canvas, it will be through ConferNow, located in the Course Navigation Menu. Click on the event to view details and join.

☰ SMC 2020 Smr -

Course: 2020 Smr - Role: student Logged in as

Summer 2020

Event Calendar Appointment Booking Event Recordings

Home

Announcements

Syllabus

ConferNow

Modules

Pearson Revel

Discussions

Grades

Files

People

Office 365

Attendance

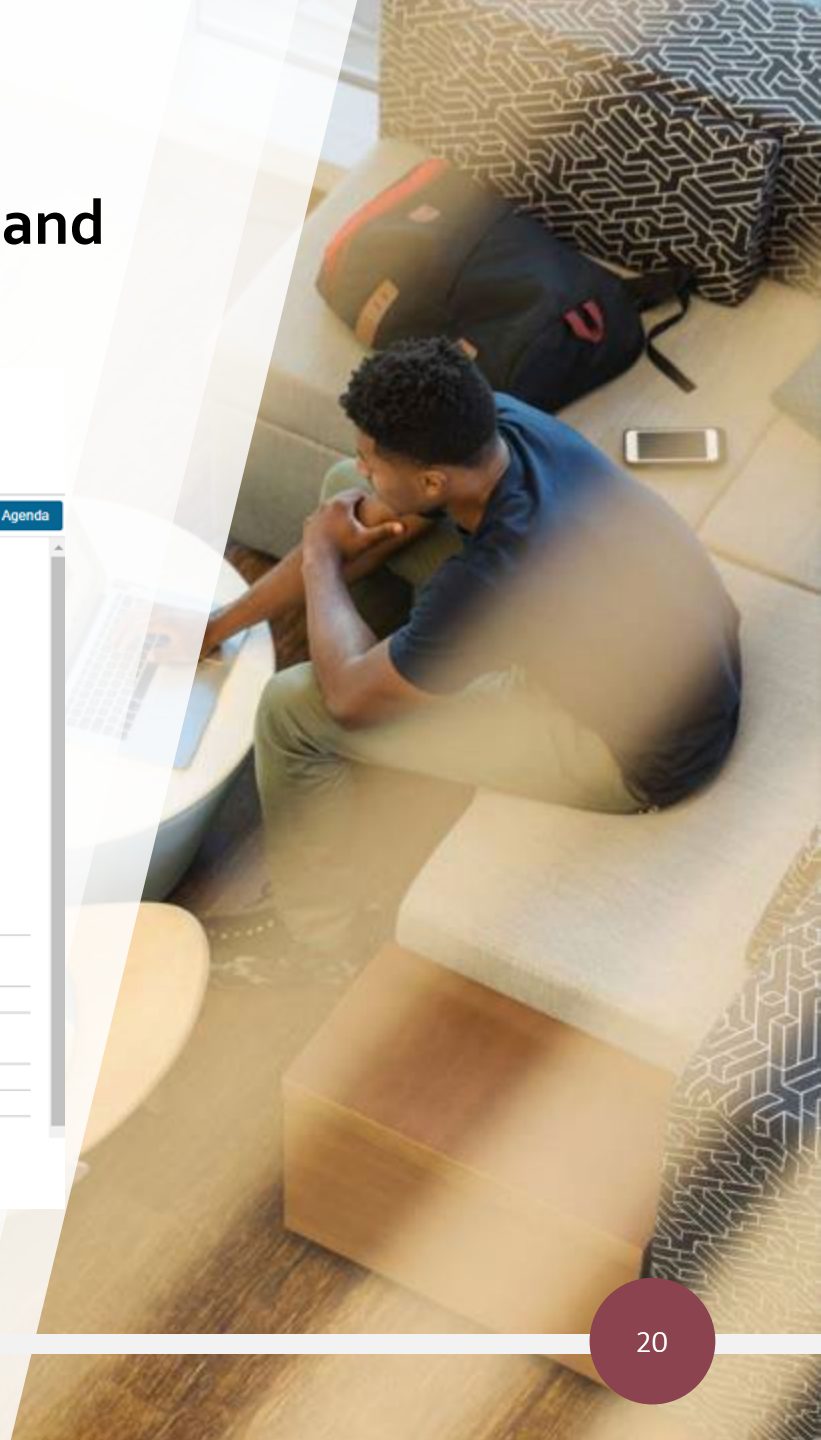
3C Media

Time Zone Settings

Upcoming Events

There are no upcoming events to show.

Date	Time	Events
Mon 6/29	10:15 am – 12:25 pm	Chapter 2, "Contemporary Perspectives on Abnormal Behavior & Methods of Treatment", Part 2 (819711) Chapter 2 dives directly into the different perspectives/theories of how we understand psychopathology. It begins with an understanding of connection between the brain and the rest of the body. In order to understand some clinical diagnoses, it is important to understand how the brain, nervous system (central & peripheral) work in conjunction with our thoughts, feelings, and behaviors and how these can be dysfunctional. The psychological perspective (a great review of well known theorists) and sociocultural perspective (how does society and others around us have an impact on how we think, feel, & behave) are also explained. Finally, what are the different treatment modalities and who are the individuals that provide treatment? It is important to understand that most therapists who provide individual, couples, family, or group therapy do so by adhering to a particular theory/perspective and this theory "drives" treatment. Ended: 6 weeks 2 days ago Duration: 2 hours, 10 minutes Hosted By: Using: Zoom Meetings More Details
Tue 6/30	10:15 am – 12:25 pm	Chapter 3, "Classification & Assessment of Abnormal Behavior" (819712)
Wed 7/1		
Thu 7/2	10:15 am – 12:25 pm	Chapter 4, "Stress-Related Disorders" (819713)
Fri 7/3		
Sat 7/4		
Sun 7/5		



Zoom meetings can be scheduled two ways. Within Canvas, it will be through ConferNow, located in the Course Navigation Menu. You can also view recordings of your Zoom meetings under the Recordings Tab.

SMC 2020 Smr -

Course: 2020 Smr - Role: student - Logged in as

Event Calendar Appointment Booking Event Recordings

Time Zone Settings

Home

Announcements

Syllabus Chapter 15,

ConferNow Chapter 14,

Modules Chapter 13,

Pearson Revel Chapter 12,

Discussions Chapter 11,

Grades Chapter 10,

Files Chapter 9,


People Chapter 8,

Office 365





Attendance

3C Media

Name	Recordings	Date and Time (Los Angeles)	Duration
Chapter 15,	View Recordings	Wed, Jul 29th, 2020 10:15 AM	2 hours, 10 minutes
Chapter 14,	View Recordings	Tue, Jul 28th, 2020 10:15 AM	2 hours, 10 minutes
Chapter 13,	View Recordings	Mon, Jul 27th, 2020 10:15 AM	2 hours, 10 minutes
Chapter 12,	View Recordings	Wed, Jul 22nd, 2020 10:15 AM	2 hours, 10 minutes
Chapter 11,	View Recordings	Tue, Jul 21st, 2020 10:15 AM	2 hours, 10 minutes
Chapter 10,	View Recordings	Mon, Jul 20th, 2020 10:15 AM	2 hours, 10 minutes
Chapter 9,	View Recordings	Wed, Jul 15th, 2020 10:15 AM	2 hours, 10 minutes
Chapter 8,	View Recordings	Tue, Jul 14th, 2020 10:15 AM	2 hours, 10 minutes



Zoom meetings can be scheduled two ways. The second way is through a Zoom link that your instructor may share with you through Canvas or email. This is a sample link posted in Canvas Announcements.

- Summer 2020
- Home
- Announcements**
- Assignments
- Discussions
- Grades
- People
- Pages 
- Files 
- Syllabus
- Outcomes 
- Rubrics
- Quizzes
- Modules 

· Wednesday, July 29th Class Jul 28 at 12:41pm

1 Section

Greetings,

We will meet on Wednesday, July 29th at 8AM on ZOOM.... Please click on the below link for entrance:

<https://cccconfer.zoom.us/>

Please have your required textbook with you:

Thank you!!!



Zoom is an app that can be installed on your computer with a [desktop app, a browser plug-in](#) and you can also add the Zoom app on your mobile device (available in Google Play or App Store) Please refer to [Zoom Help](#) for additional information.



SOLUTIONS ▾

PLANS & PRICING

CONTACT SALES

SCHEDULE A MEETING

JOIN A MEETING

Download Center

Download for IT Admin ▾

Zoom Client for Meetings

The web browser client will download automatically when you start or join your first Zoom meeting, and is also available for manual download here.

Download

Version 5.2.0 (42619.0804)

Zoom Extension for Browsers


The Zoom Extension for Browsers allows you to start or schedule your Zoom meeting with a single click from your browser or within Google calendar.



Get from
Chrome Web Store



Get from
Firefox Add-ons



Types of Remote Instruction Delivery Online - 3 Different Modalities UPDATE FOR NEXT YEAR



Scheduled

Fully online and will be taught through Canvas yet also require students to attend one or more Zoom meetings at the scheduled class time.



Flexible

Fully online and will be taught primarily through Canvas and other learning platforms that are flexible for the student's schedule.



Flexible with Scheduled Exams

Taught primarily through Canvas and other learning platforms that are flexible for the student's schedule, but with mandatory Zoom meetings for exams and quizzes.

Types of Remote Instruction Delivery On Ground - 2 Different Modalities UPDATE FOR NEXT YEAR



On Ground


Fully on ground and will be taught in person at the time and location and listed in the schedule of classes.



Hybrid

Taught on campus and online.

THANK YOU



Distance Education Department



310-434-3760



SMCOnlineInquiry@smc.edu



www.smc.edu/OnlineEd

The logo for Santa Monica College, featuring the words "SANTA MONICA COLLEGE" in a blue, serif font. The word "COLLEGE" is written in a larger, more stylized font with a decorative flourish underneath. The logo is set against a white background within a white rectangular box.