

GUIDESTAR® Premium Pay As You Go REPORT



GuideStar Report Generated For: **MADISON PROJECT**

Report Generated On: **May 23, 2016 at 4:32 PM ET**

EIN: **41-2221712**

Table of Contents *Denotes data included with Purchase

Overview / At-A-Glance	2
General Information	2
At-A-Glance	2
Mission	2
Financial Data	3
Revenue from 990*	3
Expenses from 990*	3
Balance Sheet from 990*	4
Documents	5
Forms 990 Received from the IRS*	5
Mission and Impact	6
Mission Statement	6
Impact Statement	6
People & Governance	7
Overview	7
Officers, Directors, Trustees and Key Employees*	8
Highest Paid Employees & Compensation*	11

*Denotes data that is available with purchase of Premium Report

Content Included with Premium Report Purchase

- Financial Data for fiscal year(s):
 - 2014
 - 2013
 - 2012
 - 2011
 - 2010
- 2014 Financial Charts
- Forms 990 for fiscal year(s):
 - 2014
 - 2013
 - 2012
 - 2011
 - 2010
- Officer, Director, Key Employee and Highest Paid Employee Data for fiscal year(s):
 - 2014
 - 2013
 - 2012
 - 2011
 - 2010

General Information

MADISON PROJECT
1900 Pico Blvd
Santa Monica, CA 90405
www.thebroadstage.com
EIN: 41-2221712

Affiliation Type: **Included with Premium Report Purchase** [\(Add to Cart\)](#)

At-A-Glance

IRS Subsection:	Included with Premium Report Purchase (Add to Cart)
NTEE Codes:	A65 (Theater)
Assets:	\$10,488,772
Income:	\$4,827,561
Expenses:	\$6,507,851
Liabilities:	\$536,147
Ruling Year:	2007
Fiscal Year Start:	July 1
Fiscal Year End:	June 30

Preview

Financial information in this report is derived from the organization's 2014 Form 990.

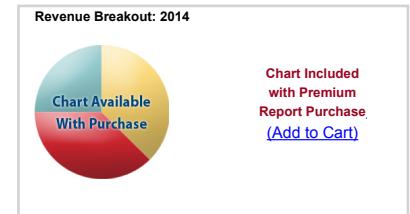
Mission

PROGRAMMING, PRESENTING AND PRODUCING FOR THE GENERAL PUBLIC, PERFORMANCES, THEATRICAL PRODUCTIONS, ED.... **Full Text Included with Premium Report Purchase** [\(Add to Cart\)](#)

Revenue from 990 (Fiscal Year Beginning July 1 and Ending June 30)

[Prior Year Data included in the Premium Report for 2013, 2012, 2011, 2010](#)

	2014 (990)	*2013 (990)	*2012 (990)	*2011 (990)	*2010 (990)
Contributions ¹	\$2,033,387	*	*	*	*
Government Grants	\$13,750	*	*	*	*
Program Services	\$2,408,235	*	*	*	*
Investments ²	\$215,377	*	*	*	*
Special Events	\$0	*	*	*	*
Sales	\$0	*	*	*	*
Other ³	\$156,812	*	*	*	*
Total Revenue:	\$4,827,561	*	*	*	*

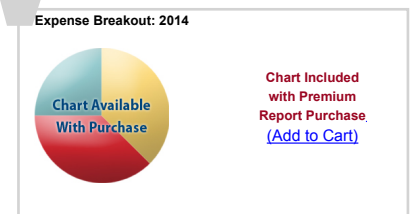


1- Due to various changes in the way this data is reported in the 2008 Form 990, it may not be possible to accurately compare this data from the 2008 Form 990 against the same field on prior forms.
 2- The IRS has changed the Requirements for Reporting Investment Income. This value may contain amounts for Items which were reported in earlier years under Other Revenue (Part I, line 11).
 3- Due to changes to the 2008 form, Membership Dues are not included in Other Revenue anymore, but are reported under Contributions.
 * Included with Premium Report Purchase [\(Add to Cart\)](#)

Expenses from 990 (Fiscal Year Beginning July 1 and Ending June 30)

[Prior Year Data included in the Premium Report for 2013, 2012, 2011, 2010](#)

	2014 (990)	*2013 (990)	*2012 (990)	*2011 (990)	*2010 (990)
Program Services	\$5,501,681	*	*	*	*
Administration	\$358,542	*	*	*	*
Other	\$647,628	*	*	*	*
Total Expenses:	\$6,507,851	*	*	*	*



Net Gain/Loss: (\$1,680,290)

* Included with Premium Report Purchase [\(Add to Cart\)](#)

Balance Sheet from 990 (Fiscal Year Beginning July 1 and Ending June 30)

Prior Year Data included in the Premium Report for 2013, 2012, 2011, 2010

Assets	2014 (990)			*2013 (990)			*2012 (990)			*2011 (990)			*2010 (990)		
	1-Jul-13	30-Jun-14	Change	1-Jul-12	30-Jun-13	Change	1-Jul-11	30-Jun-12	Change	1-Jul-10	30-Jun-11	Change	1-Jul-09	30-Jun-10	Change
Cash & Equivalent	\$1,140,243	\$142,555	(\$997,688)	*	*	*	*	*	*	*	*	*	*	*	*
Accounts Receivable	\$0	\$10,106	\$10,106	*	*	*	*	*	*	*	*	*	*	*	*
Pledges & Grants Receivable	\$2,465,296	\$1,637,730	(\$827,566)	*	*	*	*	*	*	*	*	*	*	*	*
Receivable / Other ¹	\$0	\$0	\$0	*	*	*	*	*	*	*	*	*	*	*	*
Inventories for Sale or Use	\$0	\$0	\$0	*	*	*	*	*	*	*	*	*	*	*	*
Investment / Securities ²	\$7,930,400	\$8,248,498	\$318,098	*	*	*	*	*	*	*	*	*	*	*	*
Investment / Other ²	\$0	\$0	\$0	*	*	*	*	*	*	*	*	*	*	*	*
Fixed Assets ³	\$141,740	\$285,767	\$144,027	*	*	*	*	*	*	*	*	*	*	*	*
Land & Buildings		n/a		*	*	*	*	*	*	*	*	*	*	*	*
Other ⁴	\$115,235	\$164,116	\$48,881	*	*	*	*	*	*	*	*	*	*	*	*
Total Assets:	\$11,792,914	\$10,488,772	(\$1,304,142)	*	*	*	*	*	*	*	*	*	*	*	*

Liabilities	2014 (990)			*2013 (990)			*2012 (990)			*2011 (990)			*2010 (990)		
	1-Jul-13	30-Jun-14	Change	1-Jul-12	30-Jun-13	Change	1-Jul-11	30-Jun-12	Change	1-Jul-10	30-Jun-11	Change	1-Jul-09	30-Jun-10	Change
Accounts Payable	\$171,838	\$357,583	\$185,745	*	*	*	*	*	*	*	*	*	*	*	*
Grants Payable	\$0	\$0	\$0	*	*	*	*	*	*	*	*	*	*	*	*
Deferred Revenue	\$306,367	\$178,564	(\$127,803)	*	*	*	*	*	*	*	*	*	*	*	*
Loans and Notes ⁵	\$0	\$0	\$0	*	*	*	*	*	*	*	*	*	*	*	*
Tax-Exempt Bond Liabilities	\$0	\$0	\$0	*	*	*	*	*	*	*	*	*	*	*	*
Other ⁶	\$0	\$0	\$0	*	*	*	*	*	*	*	*	*	*	*	*
Total Liabilities:	\$478,205	\$536,147	\$57,942	*	*	*	*	*	*	*	*	*	*	*	*
Fund Balance:	\$11,314,709	\$9,952,625	(\$1,362,084)	*	*	*	*	*	*	*	*	*	*	*	*

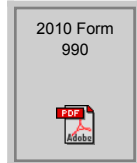



1-Jul-12	30-Jun-13	Change	1-Jul-11	30-Jun-12	Change	1-Jul-10	30-Jun-11	Change	1-Jul-09	30-Jun-10	Change
*	*	*	*	*	*	*	*	*	*	*	*
*	*	*	*	*	*	*	*	*	*	*	*
*	*	*	*	*	*	*	*	*	*	*	*
*	*	*	*	*	*	*	*	*	*	*	*

* Included with Premium Report Purchase (Add to Cart)

- 1- Due to changes in the 2008 Form 990, this data is no longer reported.
- 2- Due to Changes in the 2008 Form, this value now includes Publicly Traded Securities as well as Other Securities.
- 3- Due to various changes in the way this data is reported in the 2008 Form 990, it may not be possible to accurately compare this data from the 2008 Form 990 against the same field on prior Forms.
- 4- The 2008 Form does not distinguish between Land, Buildings & Equipment (LBE) as investments and LBE as fixed assets. This value is equivalent to the sum of both line items on earlier Forms (Part IV line 55 plus line 57).
- 5- Other Program Related Investments is now a separate field on the new Form, Part X-13(A) and (B).
- 6- The value on this line may now include payables to former employees, disqualified persons and unrelated third parties.
- 7- Due to various changes in the way this data is reported in the 2008 Form 990, it may not be possible to accurately compare this data From the 2008 Form 990 against the same field on prior Forms.

Note: The balance sheet gives a snapshot of the financial health of an organization at a particular point in time. An organization's total assets should generally exceed its total liabilities, or it cannot survive long, but the types of assets and liabilities also must be considered. For instance, an organization's current assets (cash, receivables, securities, etc.) should be sufficient to cover its current liabilities (payables, deferred revenue, current year loan, and note payments). Otherwise, the organization may face solvency problems. On the other hand, an organization whose cash and equivalents greatly exceed its current liabilities might not be putting its money to best use.

Forms 990 Received from the IRS



[click to download](#)

[click to download](#)

[click to download](#)

Included with
Premium Report
Purchase
[Add Premium
Report to Cart](#)

Included with
Premium Report
Purchase
[Add Premium
Report to Cart](#)

Preview

Mission Statement

This information was digitized from the organization's Form 990.

PROGRAMMING, PRESENTING AND PRODUCING FOR THE GENERAL PUBLIC, PERFORMANCES, THEATRICAL PRODUCTIONS, ED.... **Full Text Included with Premium Report Purchase** [\(Add to Cart\)](#)

Impact Statement

This information was provided to GuideStar by MADISON PROJECT

MADISON PROJECT PRESENTED 201 PERFORMANCES OF MUSIC, THEATER, AND DANCE

Preview

Overview

Number of Employees: 111

Preview

Officers, Directors, Trustees and Key Employees

[Prior Year Officers, Trustees and Key Employee Data included in the Premium Report for 2014, 2013, 2012, 2011, 2010](#)

Fiscal Year Ending June 30, 2014

Name	*Title	*Compensation
MITCHELL HESKEL	*	*
DALE FRANZEN	*	*
SUSAN AMINOFF	*	*
LAURIE BENENSON	*	*
JAMIE BISHTON	*	*
ALISON BRYAN CROWELL	*	*
JENNIFER DIENER	*	*
DWAYNE GATHERS	*	*
DANIEL GREENBERG	*	*
NANCY GREENSTEIN	*	*
MARY HAYLEY	*	*
LAWRENCE HELLER	*	*
BARBARA HERMAN	*	*
SARAH KETTERER	*	*
ANNE TAUBMAN	*	*
AUSTIN BEUTNER	*	*
CHUI L TSANG	*	*
RICHARD KENDALL	*	*
ROSANNE ZIERING	*	*
MARA HOFMAN	*	*
SUPRIYA PANDE	*	*

* Included with Premium Report Purchase [\(Add to Cart\)](#)

Fiscal Year Ending June 30, 2013

Name	*Title	*Compensation
MITCHELL HESKEL	*	*
DALE FRANZEN	*	*
SUSAN AMINOFF	*	*
LAURIE BENENSON	*	*
JILL BALDAUF RESIGNED	*	*
JAMIE BISHTON	*	*
ALISON BRYAN CROWELL	*	*
JENNIFER DIENER	*	*
TOM EPLEY RESIGNED	*	*
DWAYNE GATHERS	*	*
DANIEL GREENBERG	*	*
NANCY GREENSTEIN	*	*
LAWRENCE HELLER	*	*
SARAH KETTERER	*	*
ANNE TAUBMAN	*	*
EVA STERN RESIGNED	*	*

Fiscal Year Ending June 30, 2013

Name	*Title	*Compensation
AUSTIN BEUTNER	*	*
CHUI L TSANG	*	*
RICHARD KENDALL	*	*
ROSANNE ZIERING	*	*
MARA HOFMAN	*	*
SUPRIYA PANDE	*	*

* Included with Premium Report Purchase ([Add to Cart](#))

Fiscal Year Ending June 30, 2012

Name	*Title	*Compensation
MITCHELL HESKEL	*	*
DALE FRANZEN	*	*
DAN ALONI RESIGNED 0911	*	*
JAMIE BISHTON	*	*
DWAYNE GATHERS	*	*
DANIEL GREENBERG	*	*
JILL BALDAUF RESIGNED 0712	*	*
ALISON BRYAN CROWELL	*	*
JENNIFER DIENER	*	*
TOM EPLEY	*	*
LAWRENCE HELLER	*	*
SARAH KETTERER	*	*
RICHARD KENDALL	*	*
SUPRIYA PANDE	*	*
EVA STERN	*	*
ROSANNE ZIERING	*	*
NANCY GREENSTEIN	*	*
SUSAN AMINOFF	*	*
AUSTIN BEUTNER	*	*
CHUI L TSANG	*	*
JOHN MASS RESIGNED 0612	*	*
MARA HOFMAN	*	*
DIANE J PRUST RESIGNED 0711	*	*

* Included with Premium Report Purchase ([Add to Cart](#))

Fiscal Year Ending June 30, 2011

Name	*Title	*Compensation
MITCHELL HESKEL	*	*
DALE FRANZEN	*	*
DAN ALONI	*	*
JAMIE BISHTON	*	*
DWAYNE GATHERS	*	*
DANIEL GREENBERG	*	*
JILL BALDAUF	*	*

Fiscal Year Ending June 30, 2011

Name	*Title	*Compensation
ALISON BRYAN CROWELL	*	*
JENNIFER DIENER	*	*
TOM EPLEY	*	*
LAWRENCE HELLER	*	*
SARAH KETTERER	*	*
RICHARD KENDALL	*	*
SUPRIYA PANDE	*	*
RUTH SEYMOUR	*	*
EVA STERN	*	*
ROSANNE ZIERING	*	*
NANCY GRFFNSTFTN	*	*
SUSAN AMINOFF	*	*
AUSTIN BEUTNER	*	*
CHUI LTSANG	*	*
JOHN MASS	*	*
MARA HOFMAN	*	*
DIANE J PRUST	*	*

* Included with Premium Report Purchase ([Add to Cart](#))

Fiscal Year Ending June 30, 2010

Name	*Title	*Compensation
MITCHELL HESKEL	*	*
DALE FRANZEN	*	*
DANIEL GREENBERG	*	*
JILL BALDAUF	*	*
ALISON BRYAN CROWELL	*	*
JENNIFER DIENER	*	*
DAN ALONI	*	*
SARAH KETTERER	*	*
BILL IMADA	*	*
JON B. PLATT	*	*
RUTH SEYMOUR	*	*
LAWRENCE HELLER	*	*
GIL GARCETTI	*	*
EVA STERN	*	*
ROSANNE ZIERING	*	*
JAMIE BISHTON	*	*
SUSAN AMINOFF	*	*
NANCY GREENSTEIN	*	*
AUSTIN BEUTNER	*	*
CHUI L. TSANG	*	*
JOHN MASS	*	*
MARA HOFMAN	*	*
DIANE J. PRUST	*	*

* Included with Premium Report Purchase ([Add to Cart](#))

Highest Paid Employees & Compensation

[Prior Year Highest Paid Employee Data included in the Premium Report for](#)

Preview