

# CTE/BSI Students: Follow-Up Data



CTE/BSI COLLABORATIVE RESEARCH  
MEETING

PRESENTED BY  
HANNAH ALFORD, DIRECTOR, INSTITUTIONAL  
RESEARCH

**September 16, 2011**

# Outline of Data Reviewed



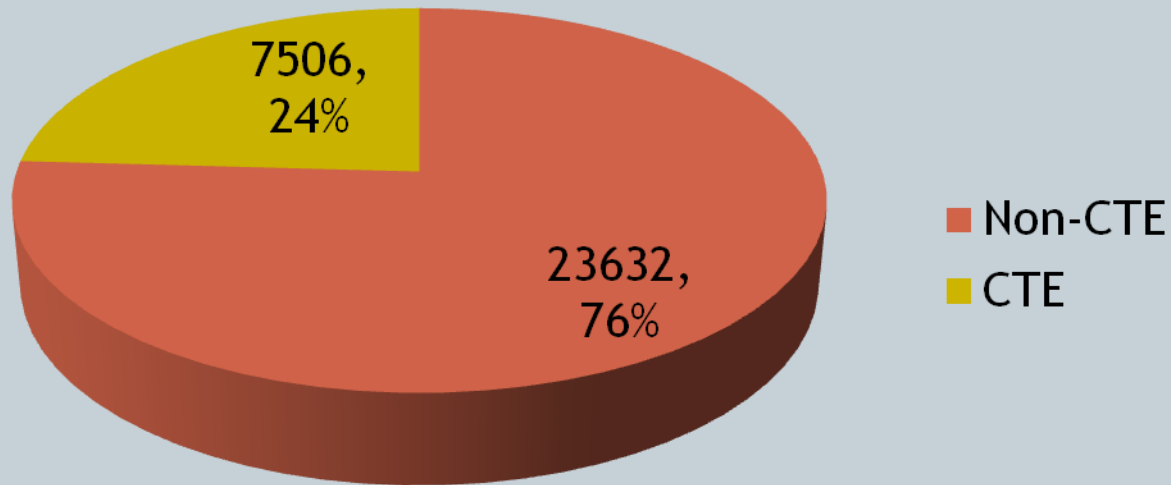
- **Who are CTE students?**
  - Unit load
  - Residence status
  - Educational status
  - Day/Evening status
  - Basic skills status
- **Term-by-term persistence of CTE concentrators**

# CTE Student Definition Fall 2010

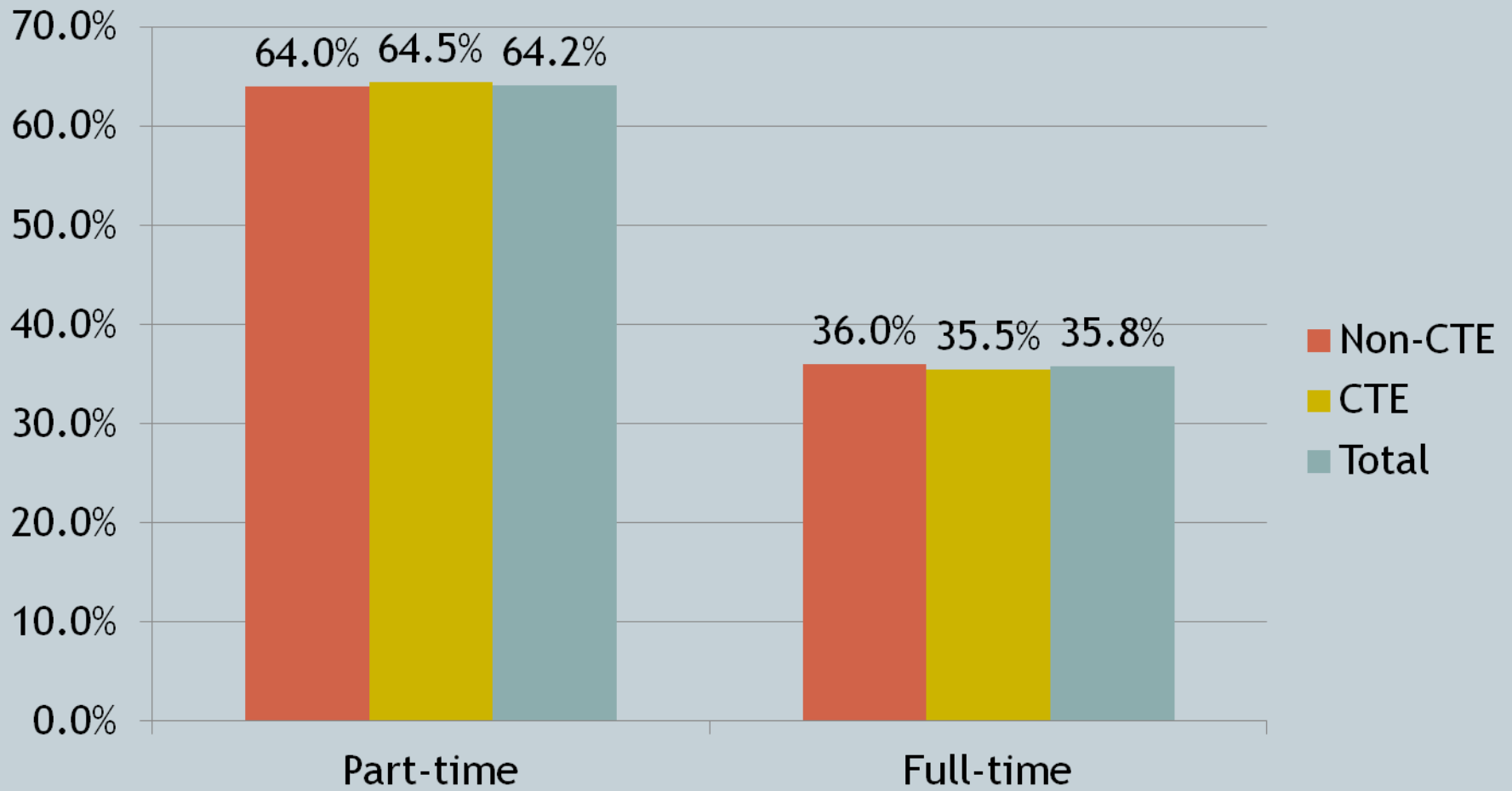


- A CTE concentrator is a student who was enrolled in one or more credit courses coded SAM 'B' or 'C'

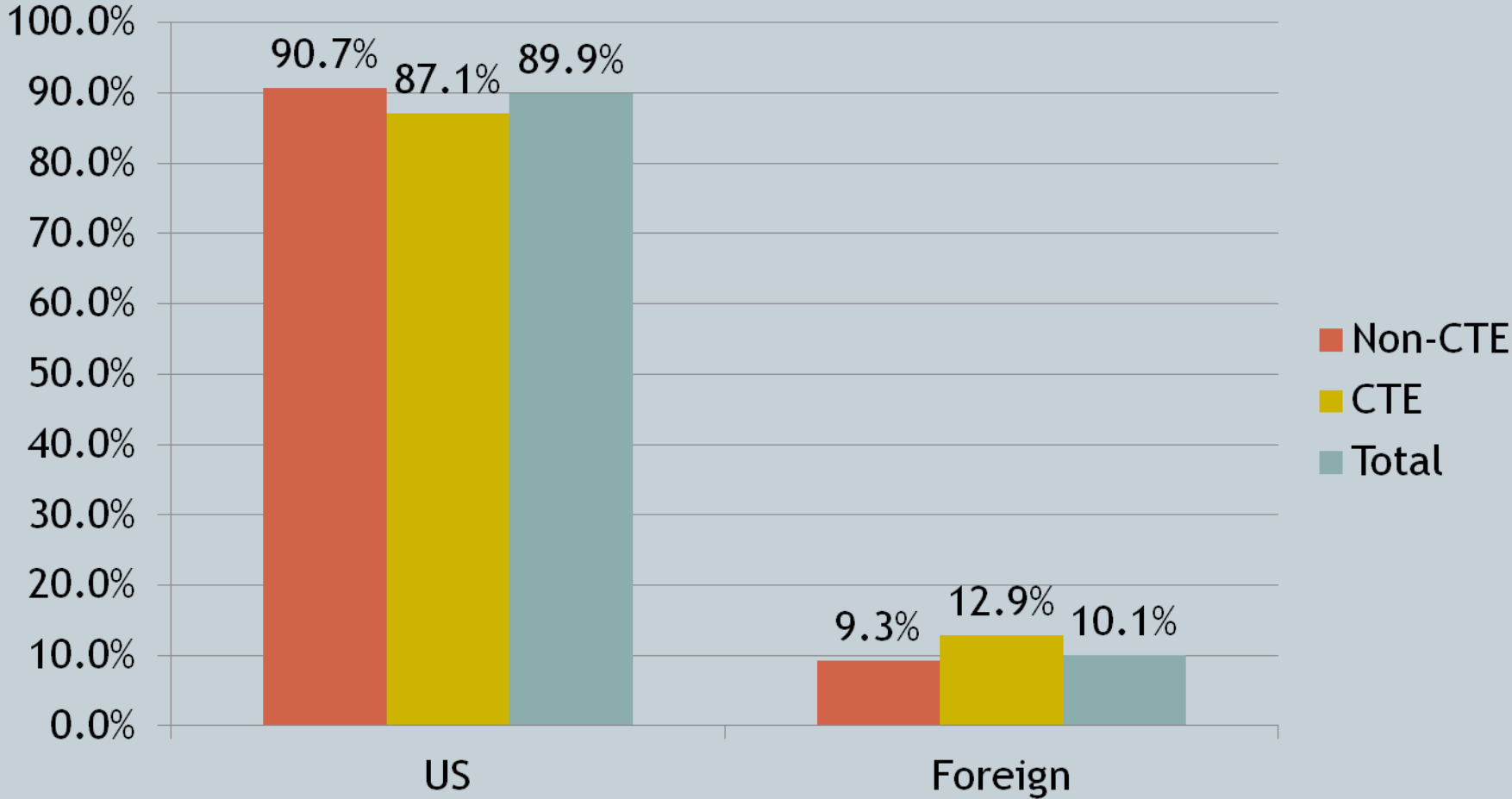
**Credit Population - Fall 2010**



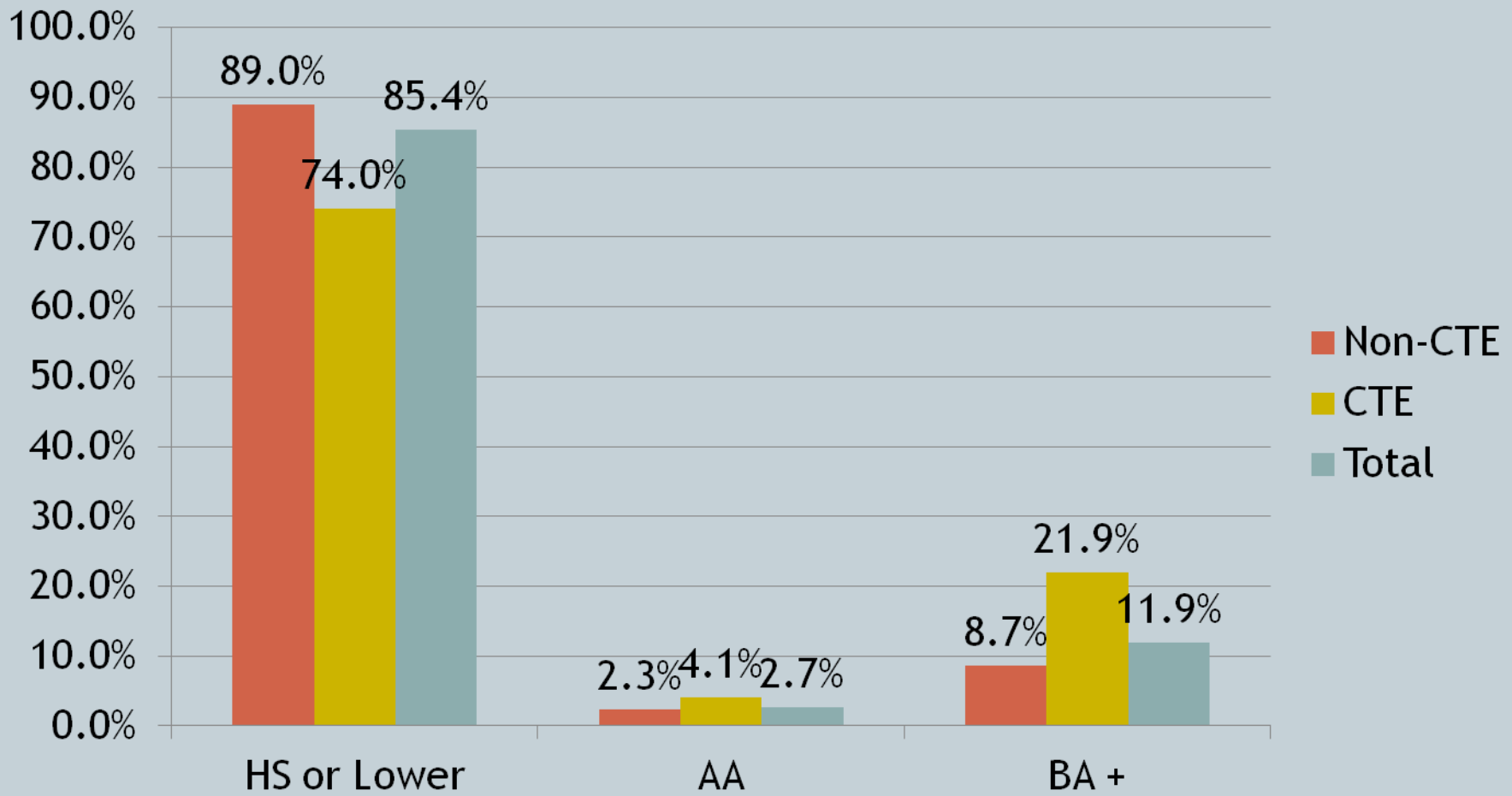
# CTE Students by Unit Load



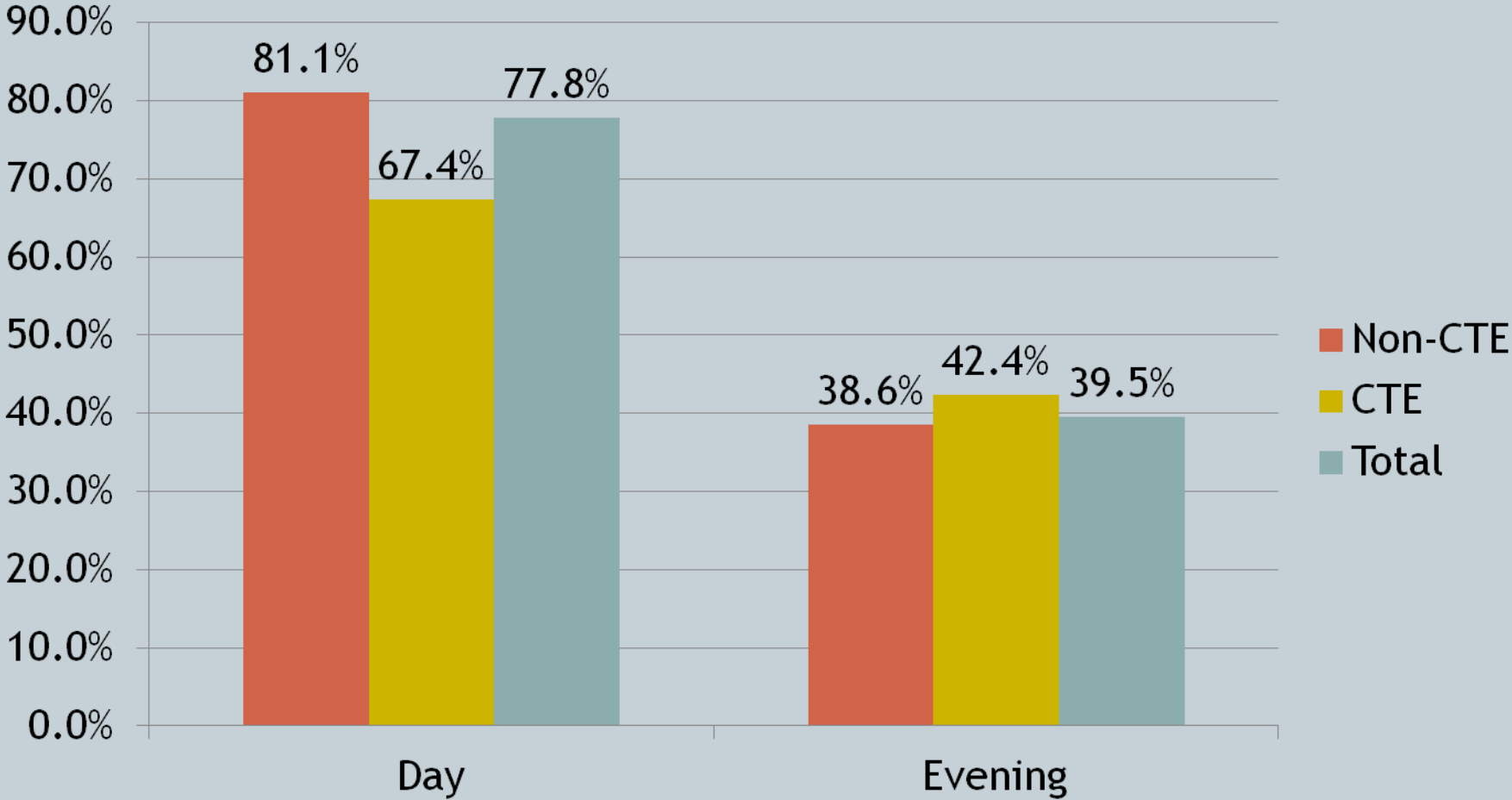
# CTE Students by Residence Status



# CTE Students by Educational Status



# CTE Students by Day/Evening Status



# CTE Students by Basic Skills Math and Ed Status



- Percentage of cohort who previously or currently enrolled in a basic skills math course

|             | Non-CTE | CTE   | Total |
|-------------|---------|-------|-------|
| HS or Lower | 49.7%   | 39.3% | 47.5% |
| AA          | 28.3%   | 17.2% | 24.2% |
| BA+         | 8.3%    | 5.2%  | 6.9%  |
| Total       | 45.6%   | 30.9% | 42.0% |

# CTE Students by Basic Skills English and Ed Status



- Percentage of cohort who previously or currently enrolled in a basic skills English course

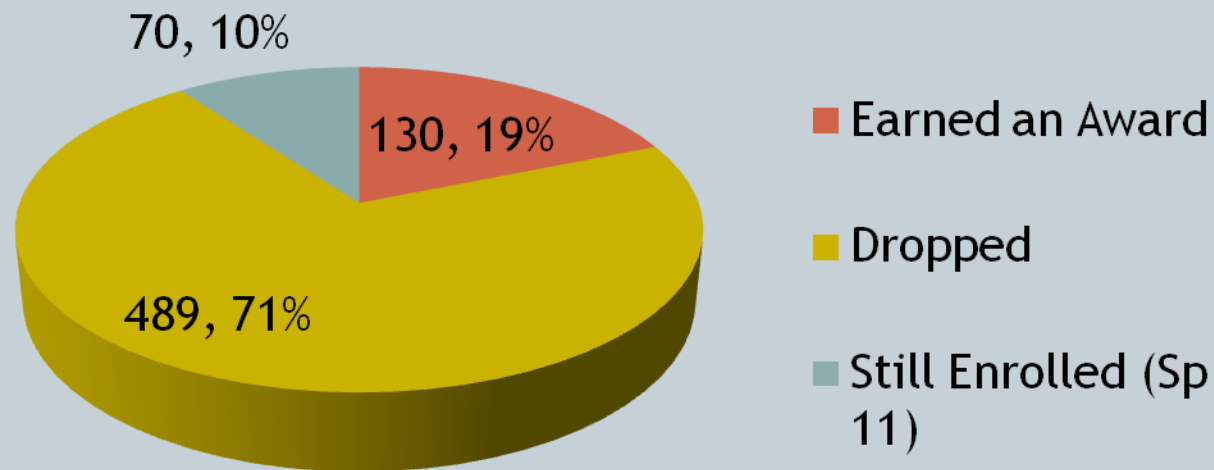
|             | Non-CTE | CTE   | Total |
|-------------|---------|-------|-------|
| HS or Lower | 38.1%   | 25.7% | 35.5% |
| AA          | 9.7%    | 7.8%  | 9.0%  |
| BA+         | 2.9%    | 1.3%  | 2.2%  |
| Total       | 34.4%   | 19.6% | 30.8% |

# Term-by-Term Persistence of CTE Students



- **Cohort:** First-time freshmen in fall term 2006 who enrolled in at least two courses coded SAM B or C in same department within first two years
- N=689 (or 12.3% of first-time students)

## Summary



# Term-by-Term Persistence



**PERCENTAGE OF PREVIOUS  
TERM COHORT**

| Term   | Persisted |        | Dropped |       | Award in Previous Term |       |
|--------|-----------|--------|---------|-------|------------------------|-------|
|        |           |        |         |       |                        |       |
| Cohort | 689       | 100.0% | --      | --    | --                     | --    |
| Sp 07  | 631       | 91.6%  | 58      | 8.4%  | --                     | --    |
| Fa 07  | 542       | 85.9%  | 89      | 14.1% | --                     | --    |
| Sp 08  | 491       | 90.6%  | 48      | 8.9%  | 3                      | 0.6%  |
| Fa 08  | 309       | 62.9%  | 138     | 28.1% | 44                     | 9.0%  |
| Sp 09  | 274       | 88.7%  | 22      | 7.1%  | 13                     | 4.2%  |
| Fa 09  | 166       | 60.6%  | 65      | 23.7% | 43                     | 15.7% |
| Sp 10  | 115       | 69.3%  | 46      | 27.7% | 5                      | 3.0%  |
| Fa 10  | 93        | 80.9%  | 4       | 3.5%  | 18                     | 15.7% |
| Sp 11  | 70        | 75.3%  | 19      | 20.4% | 4                      | 4.3%  |

# Term-by-Term Persistence



**PERCENTAGE OF  
ORIGINAL COHORT**

| Term   | Persisted |        | Dropped |       | Award in Previous Term |      |
|--------|-----------|--------|---------|-------|------------------------|------|
|        |           |        |         |       |                        |      |
| Cohort | 689       | 100.0% | --      | --    | --                     | --   |
| Sp 07  | 631       | 91.6%  | 58      | 8.4%  | --                     | --   |
| Fa 07  | 542       | 78.7%  | 89      | 12.9% | --                     | --   |
| Sp 08  | 491       | 71.3%  | 48      | 7.0%  | 3                      | 0.4% |
| Fa 08  | 309       | 44.8%  | 138     | 20.0% | 44                     | 6.4% |
| Sp 09  | 274       | 39.8%  | 22      | 3.2%  | 13                     | 1.9% |
| Fa 09  | 166       | 24.1%  | 65      | 9.4%  | 43                     | 6.2% |
| Sp 10  | 115       | 16.7%  | 46      | 6.7%  | 5                      | 0.7% |
| Fa 10  | 93        | 13.5%  | 4       | 0.6%  | 18                     | 2.6% |
| Sp 11  | 70        | 10.2%  | 19      | 2.8%  | 4                      | 0.6% |